



BREM

RADIATORS FOR ARCHITECTURE

TECNIC


MADE IN ITALY  ITALIAN LIFESTYLE

INCREASE IN PRICES 2021
FROM 1.07.2022 **+15%**

THE COLLECTIONS


page

LAME
RADIATORS WITH ELEMENTS



9

CrossFRAME
RADIATORS WITH FRAMES



43

PANELS
RADIATORS WITH FLAT TUBES



95

TubesDESIGN
RADIATORS WITH TUBES



169

ELECTRIC MODELS RADIATORS & TOWEL HEATER

225

Valves & Accessories

273

BREM'ART
ARTISTS' RADIATORS



II-XXII 289

ALCOVA	page 200
ALIS	page 82
ASYM	page 80
C-PROLUX	page 136
CAMEO	page 158
CANNUCCIA	page 196
CLAK	page 102
CLARK	page 144
CLIP	page 198
CROSS	page 52
CROSS BICOLOR/TRICOLOR	page 64
CROSS CROM	page 60
CROSS GILDEN/SILVER LEAF	page 62
CROSS-DIVIS	page 54
CROSS-G	page 46
CROSS-Q radiator	page 44
CROSS-Q towel-rails	page 58
CROSS-R	page 68
CROSS-RV	page 70
CROSS-V	page 50
CUBICO	page 140
DIVIS dividers	page 222
EGON	page 120
ESSEN	page 74
EYE	page 202
FLAG	page 142
FORM	page 172
FREE	page 72
GRATA	page 182
GUGLIA	page 216
HERG	page 18
HERG-OT	page 34
HERG'S	page 32
HOOK	page 38
KORE	page 84
KUAD	page 218
KUADRUM	page 190
KUO	page 40
LAMATH	page 29
LAME	page 10
LAME SLIM	page 30
LAME-UP	page 12
LAMINA	page 98
LOGGIA radiator	page 108
LOGGIA Design/Timeless	page 156
MAHN	page 204
MANT	page 148
META	page 22
OPEN	page 124
PIT	page 78
PLANK	page 220
PLATT COLOR	page 160
PLATT INOX	page 162
PLATT GILDEN/SILVER LEAF	page 164
PLUS 12	page 206
PLUS 20	page 214
QUAR	page 76
RAM	page 146
RAW radiator	page 170
RAW towel-rails	page 194
REGULAR	page 14
S-EVID	page 118
S-PLATT	page 110
S-PLATT F. ORO/ARGENTO	page 116
S-PLATT INOX	page 114
SBARRA	page 36
SBARRA-UP	page 20
SHAR	page 212
SLIDE	page 152
SO-FLEX radiator	page 106
SO-FLEX towel-rails	page 150
START	page 210
START CURVO	page 208
SUIT	page 130
TORRI	page 16
TRAP	page 88
UNI-PLATT	page 166
VELETTA	page 154
VISION	page 90
WIND	page 186
ZOOM	page 92

LAME COLLECTIONS	page 9	ELECTRICAL COLLECTION	page 225
LAME	page 10	e.LAME	page 230
LAME-UP	page 12	e.LAME-UP	page 231
REGULAR	page 14	e.CROSS-Q radiatore	page 232
TORRI	page 16	e.CROSS V	page 233
HERG	page 18	e.CLAK - e.RAM-CK	page 234
SBARRA-UP	page 20	e.MANT	page 235
META	page 22	e.LAMATH	page 236
LAMATH	page 29	e.LAME SLIM	page 237
LAME SLIM	page 30	e.HERG'S	page 238
HERG'S	page 32	e.HERG-OT	page 239
HERG-OT	page 34	e.SBARRA	page 240
SBARRA	page 36	e.HOOK	page 241
HOOK	page 38	e.CROSS	page 242
KUO	page 40	e.CROSS-CROM	page 243
CrossFRAME COLLECTIONS	page 43	e.CROSS-Q scaldasalviette	page 244
CROSS-Q	page 44	e.CROSS-R	page 245
CROSS-G	page 46	e.FREE	page 246
CROSS-V	page 50	e.ESSEN	page 247
CROSS	page 52	e.QUAR	page 248
CROSS-DIVIS	page 54	e.ASYM	page 249
CROSS-Q	page 58	e.PIT	page 250
CROSS CROM	page 60	e.KORE	page 251
CROSS GILDEN/SILVER LEAF	page 62	e.VISION	page 252
CROSS BICOLOR/TRIC	page 64	e.TRAP - e.ZOOM	page 253
CROSS-R	page 68	e.CUBICO	page 254
CROSS-RV	page 70	e.FLAG	page 255
FREE	page 72	e.CLARK	page 256
ESSEN	page 74	e.VELETTA	page 257
QUAR	page 76	e.LOGGIA Design/Timeless	page 258
PIT	page 78	e.CAMEO	page 259
ASYM	page 80	e.PLATT COLOR	page 260
ALIS	page 82	e.UNI-PLATT	page 261
KORE	page 84	e.KUO	page 262
TRAP	page 88	e.RAW	page 263
VISION	page 90	e.CANNUCCIA	page 264
ZOOM	page 92	e.MAHN	page 265
PIASTRE plates COLLECTIONS	page 95	e.PLUS12	page 266
LAMINA	page 98	e.START - e.START CURVO	page 267
CLAK	page 102	e.SHAR	page 268
SO-FLEX	page 106	e.PLUS20	page 269
LOGGIA	page 108	e.KUAD	page 270
S-PLATT	page 110	e.PLANK	page 271
S-PLATT INOX	page 114	VALVES COLLECTION	page 273
S-PLATT GILDEN/SILVER LEAF	page 116	FINISHES VALVES	page 275
S-EVID	page 118	TON VALVES -KIT	page 276
EGON	page 120	MINI VALVES -KIT	page 278
OPEN	page 124	QUADRA VALVES -KIT	page 279
SUIT	page 130	DISTANT VALVES -KIT	page 280
C-PROLUX	page 136	ACCESSORIES	page 282
CUBICO	page 140	SPECIAL VERSIONS	page 284
FLAG	page 142	FITTINGS	page 286
CLARK	page 144	BREM'ART COLLECTION	page 289
RAM	page 146	SPAZIO CHIUSO	II page 290
MANT	page 148	MOSSO	III page 291
SO-FLEX	page 150	CONTINUUM	IV page 292
SLIDE	page 152	SIPAR	V page 293
VELETTA	page 154	ERUZIONE	VI page 294
LOGGIA Design/Timeless	page 156	ORME	VII page 295
CAMEO	page 158	STROP	VIII page 296
PLATT COLOR	page 160	PINAK-HOT LUXURY	IX page 297
PLATT INOX	page 162	STRUTTURA ALTA	X page 298
PLATT GILDEN/SILVER LEAF	page 164	AREE EQUÉ	XI page 299
UNI-PLATT	page 166	SCUDO DI ERACLE	XII page 300
TubiDESIGN COLLECTIONS	page 169	EAGLE	XIII page 301
RAW	page 170	CONFINI	XIV page 302
FORM	page 172	PERCORSO	XV page 303
GRATA	page 182	CAPITONNÉ	XVI page 304
WIND	page 186	GRID	XVII page 305
KUADRUM	page 190	TERRA	XII page 306
RAW	page 194	TERRA LUNARE	XIX page 307
CANNUCCIA	page 196	GRAFFI	XX page 308
CLIP	page 198	GRAFFI DI LUNA	XXI page 309
ALCOVA	page 200	VIRGO	XXII page 310
EYE	page 202	COLOR LIST	page 312
MAHN	page 204	HEAT, SAVE and DECORATE	page 314
PLUS 12	page 206	CONDITIONS OF SALE	page 316
START CURVO	page 208		
START	page 210		
SHAR	page 212		
PLUS 20	page 214		
GUGLIA	page 216		
KUAD	page 218		
PLANK	page 220		
DIVIS dividers	page 222		

BREM. INNOVATION AND TRADITION

HEATING ELEMENTS THROUGH RESEARCH, EXPERIMENTATION AND INNOVATIVE DESIGN WITH RESPECT FOR TRADITION

BREM IS THE PRODUCT OF MEN AND WOMEN,
NOT ONLY TECHNOLOGY AND MACHINES,
SKILLED PEOPLE WHO CAN COMPLETE EVEN THE
MOST DEMANDING PROJECTS ON TIME AND
TRAINED IN THE TRANSFORMATION OF STEEL
INTO PRODUCTS OF THE HIGHEST QUALITY
AND WITH A HIGH AESTHETIC VALUE.

BREM: THE COLLECTION 2021

- 26 RADIATOR MODELS
- 48 HEATED TOWEL RAIL MODELS
- 10 CHROME-PLATED HEATED TOWEL RAILS
- 100.000 STANDARD SERIES DIMENSIONS
- 44 ELECTRIC TOWEL-RAILS and Radiators
- BREM'ART: RADIATOR ART
- VALVES, ACCESSORIES AND SUPPORTS

STRENGTHS

Specialized in the design and production of radiators and heated towel rails using steel tubes, BREM operates at the top end of the market thanks to the superior quality, original aesthetics, and many other distinctive features of its products.

QUALITY OF MATERIALS

High-quality steel produced to strict international standards; impeccable, high-precision working; secure, invisible welding; high gloss, bright and even paint treatment.

DESIGN

Manifolds with particular shapes; slender, flattened columns; tubes with exclusive shapes; adjustable brackets integrated into the radiator.

FUNCTIONALITY

The countless standard series versions possible (high, slender, long, wide, flat, etc.), permit the optimum insertion of the heating element in any space at all.

RANGE

A complete collection composed of 22 radiator models and 35 heated towel rail models ensures the most appropriate aesthetic solution for every interior.

MADE-TO-MEASURE VERSIONS

The elevated productive flexibility and constructive process of the radiators guarantee response to even the most unusual requests with a virtually unlimited number of applications.

CHARACTERISTICS

In the context of elevated aesthetic content, all BREM products meet the needs of living comfort, economical use, practical management, and easy installation.

REDUCED WEIGHT

Weight up to 1/3 lower than traditional tube heating elements and up to 1/8 lower than cast-iron radiators thanks to the use of slender tubes that also facilitate shipping and installation.

LOW WATER CONTENT

Reduction of up to 1/3 of the quantity of water required by traditional radiators.

INSTANT HEATING

The programmed temperature is reached rapidly thanks to the quality of steel used and the quick circulation of the small quantity of water contained.

COMFORTABLE ENVIRONMENT

Immediate stopping of heat emission by thermostat for greater comfort at constant temperature.

ENERGY SAVINGS

Lower energy consumption (thanks to lower volume of water to be heated) required for optimum heat emission.

COMFORTABLE WARMTH

Heating takes place by irradiation and convection. The sensation of wellbeing is guaranteed by the high percentage of heat irradiated.

ADVANTAGES

Depending on the model, BREM radiators permit:

- more rational installation without limits of any kind for more uniform heat distribution;
- larger radiating surfaces that increase the quantity of heat transmitted through irradiation for greater comfort;
- higher protection against cold walls and better ascending convection movement thanks to the larger surface area on the back;
- original solutions even embedded in the floor that contrast with greater efficacy the dispersion of heat through large glassed surfaces;
- the adaptation of the radiator to the space available with the possibility for positioning even at full height alongside these glassed surfaces for greater contrast to heat dispersion;
- the possibility to use the space beneath the window sill as well.

Using different types of feet and support, BREM frees radiators from their traditional position on the wall to let them live in greater freedom through creative positioning elsewhere in the room, such as:

- partition walls or screens in the center of the room
- railings for stairways or balconies
- in corners with two or more radiators
- as a vertical arch on the wall
- curved or in all the creative shapes technically possible.

TECHNICAL DATA

TECHNICAL DATA

Symbols

H	height
L	length /width
p	depth
▲▽	tapping centres (t.c.)
PE	element step
A	surface
V	volume
M	weight empty
Q _n	nominal calorific power
Q	heat output
S	surface of heat output
n	exponent
ck	correction factor for Q _n
ṁ	flow rate
EHE	Electric Heating Element

Unit	
cm	
cm	
mm	
mm	
mm	
m ²	
dm ³	
kg	
W	
W	
S	
-	
-	
kg/s	
W	

COEFFICIENT OF TRANSFORMATION

1 W = 0,86 kcal / h
1 kcal / h = 1,16 W

NOMINAL QN INDEX

Nominal heat output index in Watts $\Delta t^n = 50K$
According to the EN 442 regulations, the heat output of a radiator is calculated according to the following conditions:

t ₁	inlet temperature	75°C
t ₂	outlet temperature	65°C
t _m	average water temperature	70°C
t _r	reference air temperature	20°C
K	water temperature	10 K
Δt	air-water temperature difference	50 K
Δt	different from 50 K	Q = Q _n (Δt / 50) ⁿ

CORRECTION FACTORS (Δt different from 50K)

n \ Δt	1,20	1,22	1,24	1,26	1,28	1,30
30k	0,542	0,536	0,530	0,526	0,520	0,514
40k	0,766	0,762	0,759	0,755	0,751	0,748
50k	1	1	1	1	1	1
60k	1,245	1,248	1,253	1,258	1,263	1,267
70k	1,498	1,507	1,518	1,527	1,538	1,549

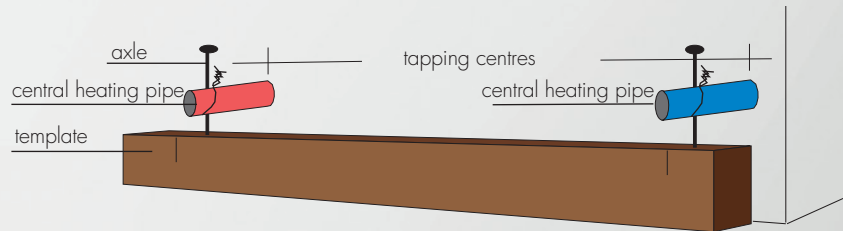
AMBIENT TEMPERATURE different from 20°

To increase or to decrease the temperature of a room, apply the index defined in the catalogue to the following theoretical coefficients:

temperatures	24°C	22°C	20°C	18°C	15°C	12°C
multiplier	0,81	0,90	1,00	1,04	1,10	1,17

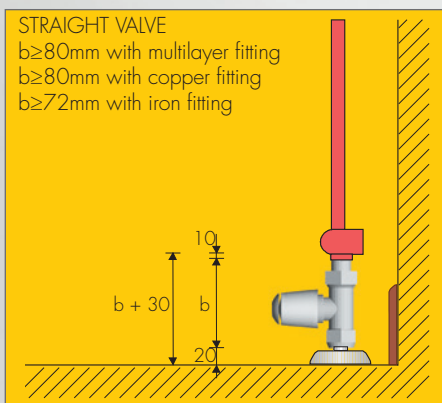
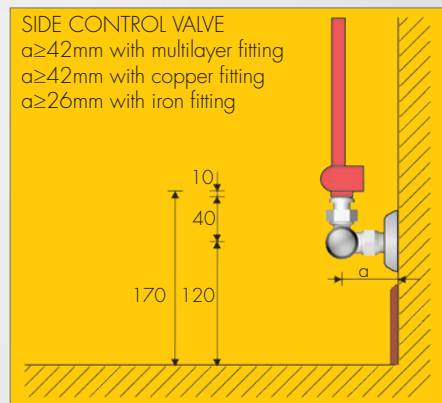
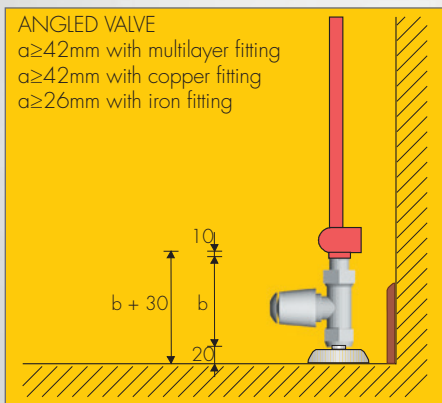
CONNECTING THE RADIATOR

As standard, Brem radiators are supplied with $\varnothing 3/8"$ - $\varnothing 1/2"$ attachment points.
In the instructions for each model a formula is shown to define the distance between centres of the connections.
(eg. model FH: tapp. centres = width - 40 mm)

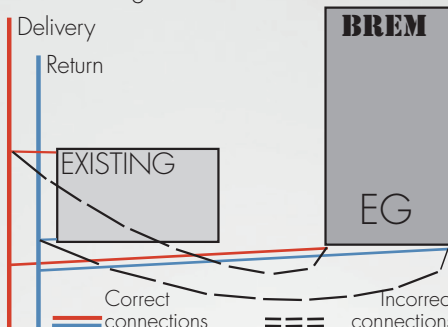


To make the connections without the radiator, use a template with the distance between the tapping centres marked on it.

RECOMMENDED INSTALLATION HEIGHTS



When replacing old radiators, make sure that there are no "siphons" created when installing the new fittings.



INSTALLATION AND EFFICIENCY

Always respect the position of the delivery and return fittings when connecting BREM radiators.

If EG fittings, the delivery must be at the bottom, on the left; if the position of the delivery is inverted ("G"), the radiator will not heat up completely.

A central heating plant providing pressure of 1.5/1.8 bar ensures that the radiators work evenly and efficiently.

If there is not enough pressure, hot water will not reach all points and the radiators will not warm up completely.

Check the pressure in column radiator systems, especially in residential blocks.

Make sure that there are no throttled pipes in the plant.

Bleed the air completely from the radiator.

Balance the plant by partially closing the water outlet valve.

RADIATORS COLLECTION - INDEX

LAME

LAME p.10
e.LAME p.230



LAME-UP p.12
e.LAME-UP p.231



REGULAR p.14



TORRI p.16



HERG p.18



SBARRA-UP p.20



META p.22



CrossFRAME



CROSS-Q p.44
e.CROSS-Q p.232



CROSS-G p.46



CROSS-V p.50
e.CROSS-V p.233



CROSS p.52
e.CROSS p.242

CROSS-R p.68
e.CROSS-R p.245



CROSS-Q p.58
e.CROSS-Q p.244



CROSS-RV p.70



PANELS

LAMINA p.98




CLAK p.102
e.CLAK p.234



SO-FLEX p.106



LOGGIA p.108



CUBICO p.140
e.CUBICO p.254



S-PLATT p.110
INOX p.114
FORO p.116
S-EVID p.118



EGON p.120



OPEN p.124




SUIT p.130



C-Prolux® p.136



SLIDE p.152



TubesDESIGN

RAW p.170
e.RAW p.263



FORM p.172




FONDULATO p.180



RAW p.194
e.RAW p.263



GRATA p.182



WIND p.186



KUADRUM p.190



PLUS 12 p.206
e.PLUS 12 p.266



START p.208
e.START p.267



BREM'ART

pages I-XXIV, after page 224



ELECTRIC Radiators

ELECTRIC Radiators

page 225-271

VALVES

VALVES
page 273



ACCESSORIES
page 282



TOWEL HEATERS COLLECTION - INDEX



LAMATH p.28
e.LAMATH p.236


lame SLIM p.30
e.lame SLIM p.237

Herg'S p.32
e.Herg'S p.238
Herg'ÖT p.34
e.Herg'ÖT p.239

SBARRA p.36
e.SBARRA p.240

HOOK p.38
e.HOOK p.241

KUO p.40
e.KUO p.262



FREE p.72
e.FREE p.246

ESSEN p.74
e.ESSEN p.247

QUAR
Quar-P p.76
e.QUAR p.248

PIT p.78
e.PIT p.250

ASYM p.80
e.ASYM p.249

ALLS p.82



KORE p.84
e.KORE p.251

Kore COR p.86
e.Kore COR p.251

TRAP p.88
e.TRAP p.253

VISION p.90
e.VISION p.252

ZOOM p.92
e.ZOOM p.253



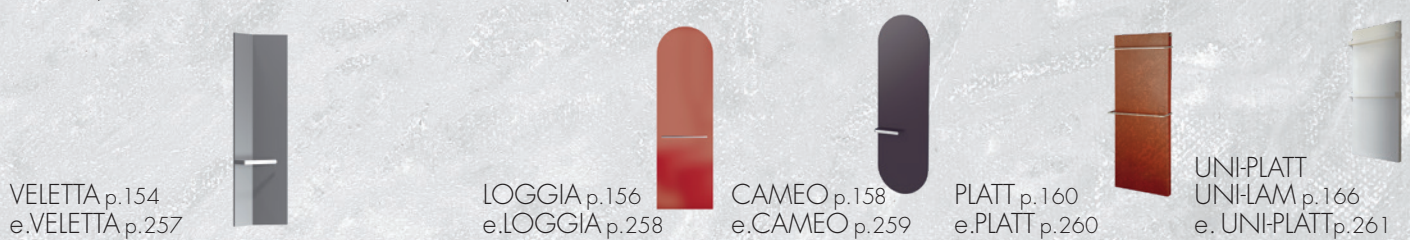
FLAG p.142
e.FLAG p.255

CLARK p.144
e.CLARK p.256

RAM p.146
e.RAM p.235

MANT p.148
e.MANT p.235

SO-FLEX p.150



VELETTA p.154
e.VELETTA p.257

LOGGIA p.156
e.LOGGIA p.258

CAMEO p.158
e.CAMEO p.259

PLATT p.160
e.PLATT p.260

UNI-PLATT
UNI-LAM p.166
e.UNI-PLATT p.261



CANNUCCIA p.196
e.CANNUCCIA p.264

CLIP
p.198

ALCOVA
p.200

EYE
p.202

MAHN p.204
e.MAHN p.265



SHAR p.212
e.SHAR p.268

PLUS 20 p.214
e.PLUS 20 p.269

GUGLIA
p.216

KUAD p.218
e.KUAD p.270

PLANK p.220
e.PLANK p.271

KUAD SHAR
START DIVIS
p.222

BREM'ART

pages I-XXIV after page 224

ELECTRIC Towel heaters

page 225-271



SPECIAL
VERSIONS page 284

FITTINGS
page 286-287

THE COLLECTIONS

page

LAME
RADIATORS WITH ELEMENTS



9

CrossFRAME
RADIATORS WITH FRAMES




43

PANELS
RADIATORS WITH FLAT TUBES



95

TubesDESIGN
RADIATORS WITH TUBES



169

BREM'ART
ARTISTS' RADIATORS



I-XXIV after 224

ELECTRIC MODELS RADIATORS & TOWEL HEATER

225

Valves & Accessories

273

INDEX LAME

RADIATORS WITH ELEMENTS

RADIATORS COLLECTION

	page
LAME	10
LAME-UP	12
REGULAR	14
TORRI	16
HERG	18
SBARRA-UP	20
META	22

TOWEL HEATER COLLECTION

	page
LAMATH	28
LAME SLIM	30
HERG'S	32
HERG-OT	34
SBARRA	36
HOOK	38
KUO	40



LAME is composed of rectangular tubes connected by round bars. The heating

elements cut the air like knives and stand alongside one another in light to create

design Davide Brembilla
a new heating shape like no other and enliven modern sculpture for interior décor.

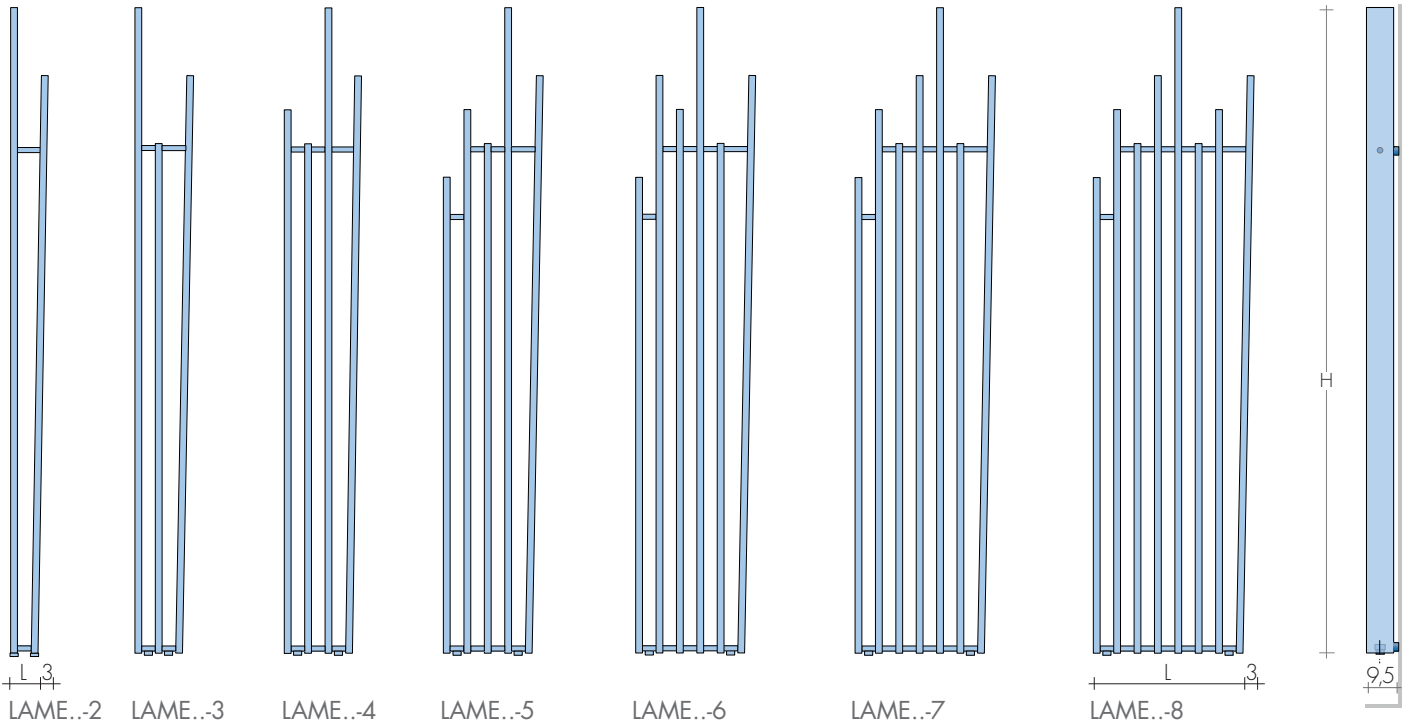
DIMENSIONS

Heights: 190 / 210 / 230 cm

Widths: 11 / 17 / 23 / 29 / 35 / 41 / 47 cm

Depth: 8 cm

Depth from wall: 9,5 cm



MODEL	n° el.	2	3	4	5	6	7	8	EN 442 Watt Δt 50K (Δt 40K = $W \times 0,755$) (Δt 30K = $W \times 0,526$)	MIXED Version (E.H.E. cl. II) with sleeve and:			
H	L	8(+3)	14(+3)	20(+3)	26(+3)	32(+3)	38(+3)	44(+3)		Model	€	W	Thermostat
cm	cm	6	6	12	18	24	30	36			€		€
LAME 190	▲▼	517,60 350w	636,40 496w	755,10 652w	873,90 788w	992,50 953w	1111,30 1109w	1230,00 1255w		LAME 190-2	110,80	400	173,10
LAME 210	€	548,20 389w	682,50 554w	816,70 730w	951,20 885w	1085,40 1070w	1219,60 1245w	1353,90 1411w		LAME 190-3	112,70	500	175,00
LAME 230	€	577,40 428w	725,90 613w	874,20 807w	1022,40 982w	1172,00 1187w	1319,00 1381w	1466,00 1566w		LAME 190-4	114,60	650	176,90
										LAME 190-5	118,80	800	181,10
										LAME 190-6	121,90	900	184,20
										LAME 210-7	129,20	1200	191,50
										LAME 210-8	138,60	1500	200,90
										Other models on request			°Radio frequency chronothermostat p.227

E.g.: LAME 210-6, EG \varnothing 1/2", SB1017

Δt different from 50K: technical data Brem

STANDARD PRODUCTION

White "sablé" paintwork - Brackets B15

Tolerance \pm 3mm - Air vent \varnothing 1/8"

MAXIMUM OPERATING PRESSURE 4 BAR

PRODUCTION ON REQUEST

Paintwork to Brem color list (colored B15

brackets)

Electric version e.Lame,

STANDARD FITTING

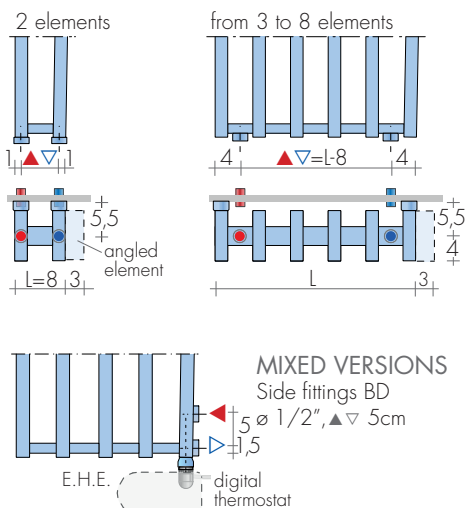
EG \varnothing 1/2"

On request fitting \varnothing 3/8"

Special fittings, page 286

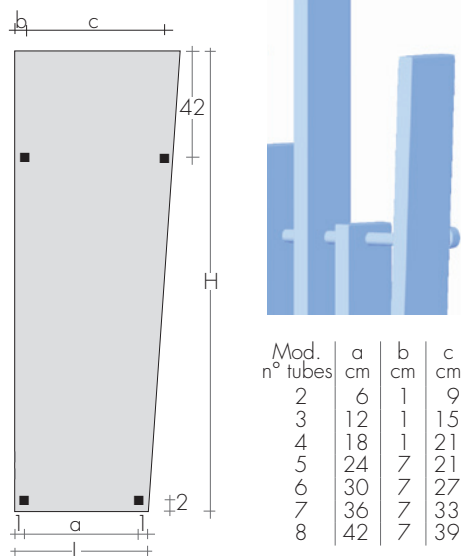


TAPPING CENTRES



FIXINGS

Brackets included



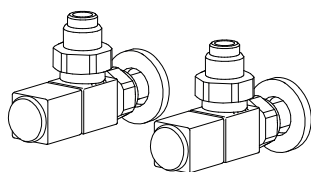
LAME 210-6

RECOMMENDED VALVES

CHROME PLATED VALVES KIT WITH:

- n°2 Valves with O-ring Tangs
- n°2 Fittings (multilayer ø16, copper ø12,14)
- n°2 Round washers

On request: Polished stainless tube cover (to be cut to right size) Art. CA18 10,80€

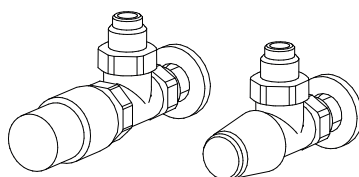


ANGLED QUADRA VALVES KIT

page 279 Art. KQS 156,60€
extra for BREM color list 46,40€

ANGLED MINI VALVES KIT

chrome-plated or white color Art. KMS 107,80€




ANGLED TON VALVES KIT with THERMOSTATIC head

Art. KTS 165,50€
ANGLED TON VALVES KIT page 277 Art. KVS 119,20€

REMOTE FITTINGS

Art. REM 36,60€ at the rear (EG tapping centres dimensions)



2,5 €

REMOTE VALVES ASSEMBLY KIT p.281 with: - n°2 Fittings (multilayer ø16, copper ø12,14)

REMOTE QUADRA VALVES ASSEMBLY KIT

Art. KQG 167,70€

REMOTE TON VALVES ASSEMBLY KIT with THERMOSTATIC head

Art. KVGT 199,80€

LAME-Up is free-standing radiator designed by Davide Brembilla, its heating body

acting like a totem pole in the centre of a room. The fins, arranged vertically, produce

a new, versatile and highly functional way to exploit the available volumes.

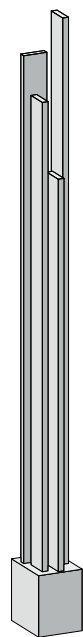
design Davide Brembilla

DIMENSIONS

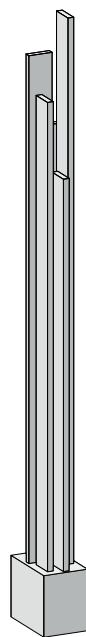
H from floor: 200 / 230 cm

L: 15 cm


Depth: 19 / 23 / 27 / 31 cm



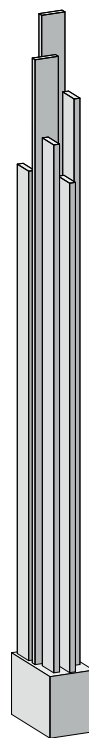
LAME-UP 4




LAME-UP 5



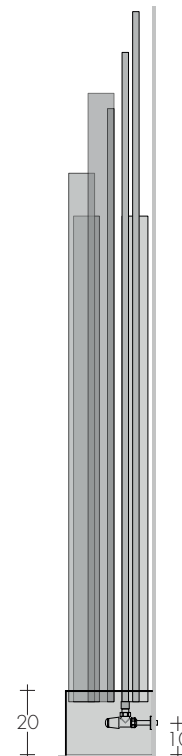
LAME-UP 6



LAME-UP 7



LAME-UP 8



MODEL	H - n° cm tubes	€	EN 442		▲ ▼ t.c. cm	Height cm	Width cm	Depth cm	Weight M Kg	Volume V dm³	EN 442 Watt Δt 50K (Δt 40K = Wx0,755) (Δt 30K = Wx0,526)	
			Watt Δt 50 K	Watt Δt 30 K							MIXED Version (E.H.E. cl. II) with cable ^o	€
LAME-UP	200-4	855,20	641	333	9	200	15	19	18,9	8,0	650	114,60
LAME-UP	200-5	1059,20	809	421	9	200	15	23	23,7	10,1	800	118,80
LAME-UP	200-6	1200,80	935	486	9	200	15	27	27,3	11,7	900	121,90
LAME-UP	200-7	1362,50	1082	563	9	200	15	27	31,5	13,5	-	-
LAME-UP	200-8	1542,60	1250	650	9	200	15	31	36,3	15,6	1200	129,20
LAME-UP	230-4	926,90	767	399	9	230	15	19	22,5	9,6	800	118,80
LAME-UP	230-5	1143,90	966	502	9	230	15	23	28,2	12,0	900	121,90
LAME-UP	230-6	1302,10	1124	584	9	230	15	27	32,7	14,0	1200	129,20
LAME-UP	230-7	1476,20	1302	677	9	230	15	27	37,8	16,2	1200	129,20
LAME-UP	230-8	1664,50	1502	781	9	230	15	31	43,5	18,7	1500	138,60

^oRadio frequency chronothermostat p.227

FREESTANDING VERSION

Fittings on floor (t.c. ▲ ▼ 9 cm)

e.g. LAME-UP 200-4, EG ø 1/2", SB9005

Extra

Art. Lame-UPC 113,30€

STANDARD PRODUCTION

White "sablé" paintwork

Tolerance ± 3mm - Air vent ø 1/8"

MAXIMUM OPERATING PRESSURE 4 BAR

PRODUCTION ON REQUEST

Paintwork to Brem color list +15/25%

n.1 spotlight LED 1 W Art. F.LED1 53,80€

n.2 spotlight LEDS 1 W Art. F.LED2 89,60€

STANDARD FITTINGS

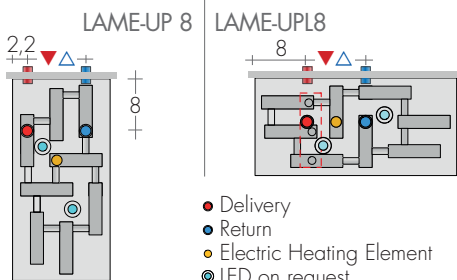
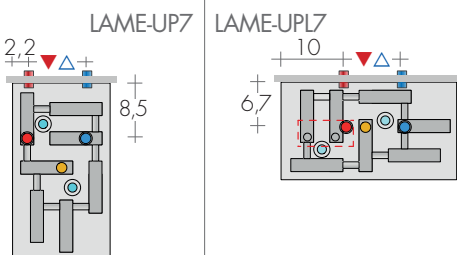
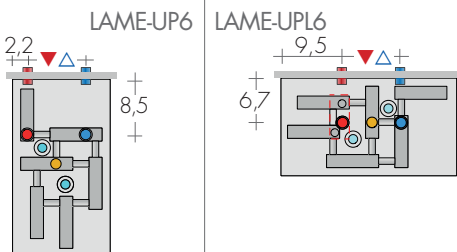
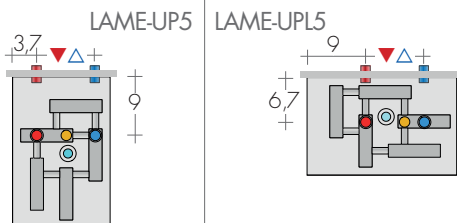
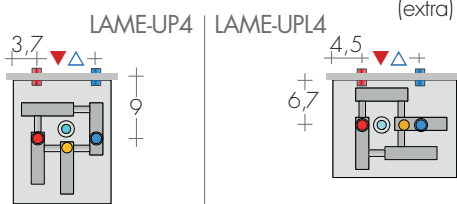
EG ø 1/2"

On request remote fittings, p. 280

Electric version e.Lame-UP p. 231



TAPPING CENTRES ▲▽ = 9 cm
 Standard position Position on the long side
 on the short side Art. LAME-UPL 60,00€
 (extra)

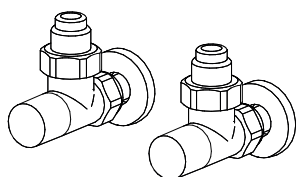


- Delivery
- Return
- Electric Heating Element
- LED on request

RECOMMENDED VALVES

CHROME PLATED VALVES KIT WITH:

- n°2 Valves with O-ring Tangs
- n°2 Fittings (multilayer ø16, copper ø12, 14)
- n°2 Round washers



ANGLED MINI VALVES KIT

Art. KMS

page 278

107,80€



LAME-UP 200-4

WALL POSITION
 with angled valves



FREESTANDING POSITION
 Art. LAME-UPC with straight valves



REGULAR is a new radiator with parallel steel fins set at a distance of either 50 or 80 mm, as requested. It features large rectangular tubes arranged in regular

patterns, altering the heat output depending on their step.

DIMENSIONS


Height: 28/53/65/75/85/
160/180/200/220/240 cm
Width: from 22 to 234 cm
Depth: 8 cm
Depth from wall: 9,5 cm

ELEMENT STEP 50

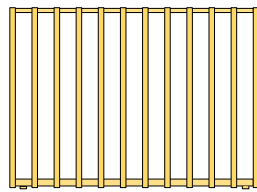
L = n° el. x 5 cm step - 3 cm

ELEMENT STEP 80

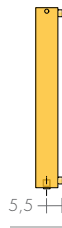
L = n° el. x 8 cm step - 6 cm




STEP 50




STEP 80



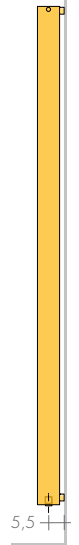
5,5



STEP 50



STEP 80



5,5

EN 442 Watt Δt 50K (Δt 40K = $W \times 0,755$) (Δt 30K = $W \times 0,526$)

MOD.	n° el. step mm	8		10		12		14		16		18		20		22		24		26		28		30														
		/50	/80	/50	/80	/50	/80	/50	/80	/50	/80	/50	/80	/50	/80	/50	/80	/50	/80	/50	/80	/50	/80	/50	/80													
	H	37	58	47	74	57	90	67	106	77	122	87	138	97	154	107	170	117	186	127	202	137	218	147	234													
	cm	30	48	40	64	50	80	60	96	70	112	80	128	90	144	100	160	110	176	120	192	130	208	140	224													
R 28/..27,5	€	424,70	496,70	568,60	640,60	712,70	784,60	856,60	928,60	1000,60	1072,50	1144,50	1216,50	w	173	204	216	255	259	306	302	357	346	408	389	459	432	510	475	561	518	612	562	663	605	714	648	765
R 53/.. 53	€	443,90	519,50	595,10	670,70	746,30	821,90	897,30	972,90	1048,50	1124,10	1199,70	1275,30	w	334	393	417	491	500	589	584	687	667	786	751	884	834	982	917	1080	1001	1178	1084	1277	1168	1375	1251	1473
R 65/.. 65	€	463,10	542,30	621,40	700,70	779,90	859,00	938,20	1017,30	1096,60	1175,80	1255,00	1334,10	w	410	482	512	602	614	722	717	843	819	963	922	1084	1024	1204	1126	1324	1229	1445	1331	1565	1434	1686	1536	1806
R 75/.. 75	€	491,90	577,00	662,30	747,50	832,60	917,80	1003,00	1088,20	1173,30	1258,50	1343,70	1428,90	w	472	556	590	695	708	834	826	973	944	1112	1062	1251	1180	1390	1298	1529	1416	1668	1534	1807	1652	1946	1770	2085
R 85/.. 85	€	520,70	611,90	703,00	794,30	885,40	976,50	1067,80	1159,00	1250,10	1341,30	1432,50	1523,60	w	535	630	669	787	803	944	937	1102	1070	1259	1204	1417	1338	1574	1472	1731	1606	1889	1739	2046	1873	2204	2007	2361


Intermediate or higher values by interpolation

MOD.	n° el. step mm	5		6		7		8		9		10		11		12		13		14		15													
		/50	/80	/50	/80	/50	/80	/50	/80	/50	/80	/50	/80	/50	/80	/50	/80	/50	/80	/50	/80	/50	/80												
	H	22	34	27	42	32	50	37	58	42	66	47	74	52	82	57	90	62	98	62	106	72	114												
	cm	15	24	20	32	25	40	30	48	35	56	40	64	45	72	50	80	55	88	55	96	65	104												
R 160/.. 157	€	683,80	765,30	846,90	928,50	1010,10	1091,70	1173,20	1254,80	1336,40	1418,00	1499,60	w	599	708	718	849	838	991	958	1132	1077	1274	1197	1415	1317	1557	1436	1698	1556	1840	1676	1981	1796	2123
R 180/.. 177	€	716,20	801,40	886,60	971,80	1056,90	1142,20	1227,30	1312,50	1397,80	1482,90	1568,00	w	675	798	810	957	945	1117	1080	1276	1215	1436	1350	1595	1485	1755	1620	1914	1755	2074	1890	2233	2025	2393
R 200/.. 197	€	748,70	837,50	926,40	1015,20	1103,90	1192,70	1281,40	1370,30	1459,00	1547,80	1636,50	w	751	888	901	1065	1051	1243	1202	1420	1352	1598	1502	1775	1652	1953	1802	2130	1953	2308	2103	2485	2253	2663
R 220/.. 217	€	781,20	873,60	966,10	1058,40	1150,80	1243,20	1335,60	1427,90	1520,30	1612,70	1705,10	w	828	978	993	1173	1159	1369	1324	1564	1490	1760	1655	1955	1821	2151	1986	2346	2152	2542	2317	2737	2483	2933
R 240/.. 237	€	813,70	909,70	1005,60	1101,60	1197,60	1293,60	1389,60	1485,60	1581,60	1677,50	1773,50	w	904	1068	1084	1282	1265	1495	1446	1709	1626	1922	1807	2136	1988	2350	2168	2563	2349	2777	2530	2990	2711	3204

Intermediate or higher values by interpolation

Δt different from 50 K: consult technical data Brem

Eg.: R 220/50 - 4el - EG \varnothing 1/2" - SB 3061



STANDARD PRODUCTION

White "sablé" paintwork - Brackets B15

Tolerance \pm 3mm - Air vent \varnothing 1/8"

MAXIMUM OPERATING PRESSURE 4 BAR

PRODUCTION ON REQUEST

Paintwork to Brem color list (colored brackets B15)

Electric version, by estimate

STANDARD FITTING

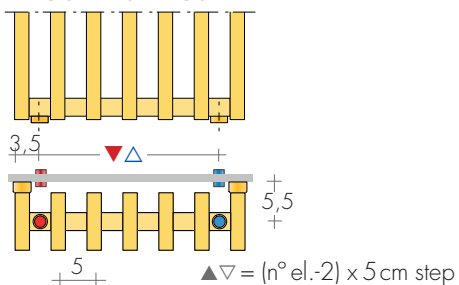
EG \varnothing 1/2"

On request fittings \varnothing 3/8"


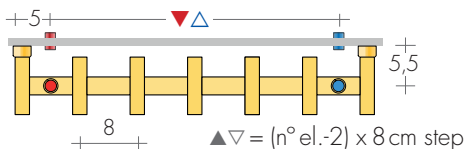
Special fittings, page 286



TAPPING CENTRES
REGULAR STEP 50 mm



REGULAR STEP 80 mm



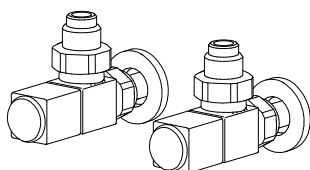
REGULAR 200/80-5el

RECOMMENDED VALVES

CHROME PLATED VALVES KIT WITH:

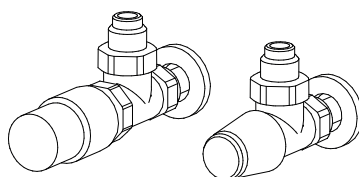
- n°2 Valves with O-ring Tangs
- n°2 Fittings (multilayer ø16, copper ø12,14)
- n°2 Round washers

On request: Polished stainless tube cover (to be cut to right size) Art. CA18 10,80€



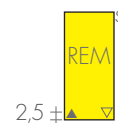
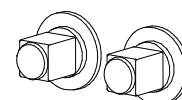
ANGLED QUADRA VALVES KIT page 279 Art. KQS 156,60€
extra for BREM color list 46,40€

ANGLED MINI VALVES KIT page 278 chrome-plated or white color Art. KMS 107,80€



ANGLED TON VALVES KIT with THERMOSTATIC head Art. KTS 165,50€
ANGLED TON VALVES KIT page 277 Art. KVS 119,20€

REMOTE FITTINGS Art. REM 36,60€ at the rear (EG tapping centres dimensions)



REMOTE VALVES ASSEMBLY KIT p.281 with: - n°2 Fittings (multilayer ø16, copper ø12,14)

REMOTE QUADRA VALVES ASSEMBLY KIT Art. KQG 167,70€

REMOTE TON VALVES ASSEMBLY KIT with THERMOSTATIC head Art. KVGT 199,80€

TORRI radiators are inspired by the jagged skyline of a modern metropolis. The challenge

was to design a tall, slim radiator that would act as an architectural feature in the dome-

stic environment. TORRI radiators are made from parallel, totally plain, steel plates. *design Bettazzi + Percoco*

DIMENSIONS

Height: 180/200/220/240 cm

Width: da 22 a 114 cm

Depth: 9,5 cm


Depth from wall: 11 cm

ELEMENT STEP 50


L = n° el. x 5 cm step - 3 cm

ELEMENT STEP 80


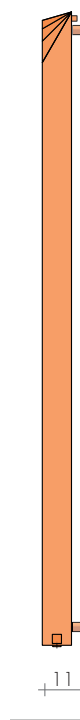
L = n° el. x step 8 cm - 6 cm



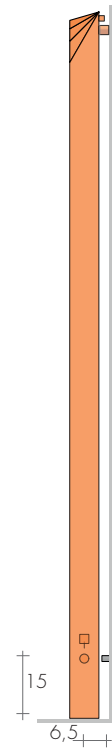
Mod. TO.../50



Mod. TO.../80



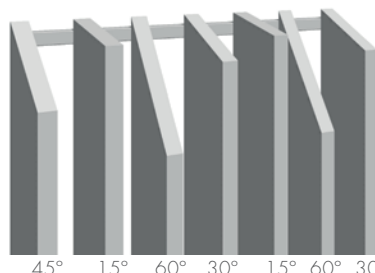
Mod. TOB...



MOD.	n° el step mm	5 el		6 el		7 el		8 el		9 el		10 el		11 el		12 el		13 el		14 el		15 el	
		/50	/80	/50	/80	/50	/80	/50	/80	/50	/80	/50	/80	/50	/80	/50	/80	/50	/80	/50	/80	/50	/80
	H	22	34	27	42	32	50	37	58	42	66	47	74	52	82	57	90	62	98	62	106	72	114
	cm	▲	▼	15	24	20	32	25	40	30	48	35	56	40	64	45	72	50	80	55	88	55	96
	€	778,60	871,20	963,90	1056,50	1149,10	1241,60	1334,30	1426,90	1519,50	1612,10	1704,60											
	w	675	798	810	957	945	1117	1080	1276	1215	1436	1350	1595	1485	1755	1620	1914	1755	2074	1890	2233	2025	2393
TO 180/..		177																					
TO 200/..		197																					
TO 220/..		217																					
TO 240/..		237																					

Intermediate values, every 10 cm, by interpolation
Made-to-measure heights on request

EN 442 Watt Δt 50K (Δt 40K = $W \times 0,755$) (Δt 30K = $W \times 0,526$)
 Δt different from 50 K: consult technical data Brem



Right repetition of inclined elements every 7 elements

Es.: TO 220/80 - 9el EG \varnothing 1/2" SB3061

STANDARD PRODUCTION

White "sablé" paintwork, brackets B15

Tolerance \pm 3mm - Air vent \varnothing 1/8"

MAXIMUM OPERATING PRESSURE 4 BAR

PRODUCTION ON REQUEST

Paintwork to Brem color list (colored brackets B15)

Made-to-measure, ask for feasibility

STANDARD FITTING

EG \varnothing 1/2"

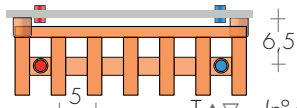
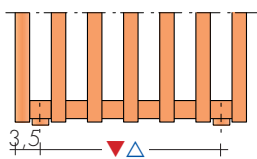
On request fittings \varnothing 3/8"

Special fittings, page 286



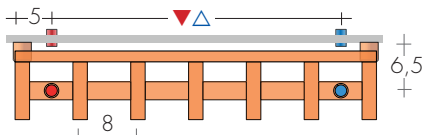
TAPPING CENTRES

TORRI STEP 50 mm



$\Delta \nabla = (n^{\circ} \text{el.} - 2) \times 5 \text{ cm step}$

TORRI STEP 80 mm



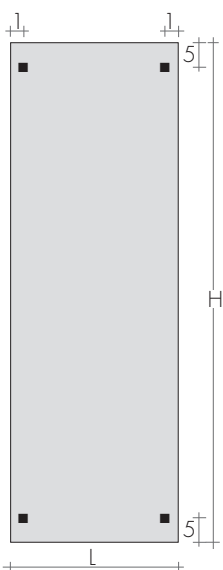
$\Delta \nabla = (n^{\circ} \text{el.} - 2) \times 8 \text{ cm step}$

TORRI with feet h=20cm

Art. TOB extra 109,70€




Tapping centres REG with reverse valves $\Delta \nabla = L - 14 \text{ cm} + 2 \text{ feet}$



FIXINGS
Brackets included

Mod. step	a cm
50	6
80	9



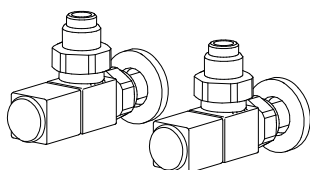
TO 220 /50- 7el

RECOMMENDED VALVES

CHROME PLATED VALVES KIT WITH:

- n°2 Valves with O-ring Tangs
- n°2 Fittings (multilayer ø16, copper ø12,14)
- n°2 Round washers

On request: Polished stainless tube cover (to be cut to right size) Art. CA18 10,80€



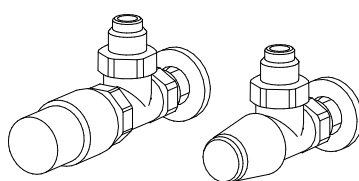
ANGLED QUADRA VALVES KIT

page 279

Art. KQS 156,60€
extra for BREM color list 46,40€

ANGLED MINI VALVES KIT

chrome-plated or white color Art. KMS 107,80€



ANGLED TON VALVES KIT with THERMOSTATIC head

Art. KTS 165,50€

ANGLED TON VALVES KIT

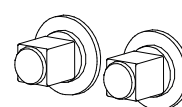
page 277

Art. KVS 119,20€

REMOTE FITTINGS

Art. REM 36,60€

at the rear (EG tapping centres dimensions)



2,5€

REMOTE VALVES ASSEMBLY KIT p.281 with:

- n°2 Fittings (multilayer ø16, copper ø12,14)

REMOTE QUADRA VALVES ASSEMBLY KIT

Art. KQG 167,70€

REMOTE TON VALVES ASSEMBLY KIT with

THERMOSTATIC head Art. KVGT 199,80€

design Luigi Brebbia

HERG is a new radiator with parallel steel fins rising from the floor up to the ceiling and

set at a distance of either 50 or 80 mm, as requested. It features large rectangular tubes

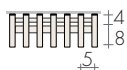
arranged in regular patterns altering the heat output depending on their step and height.

DIMENSIONS

Height: 180/200/220/240/260/280 cm
Width: from 17 to 106 cm
Depth: 12 cm
Depth from wall: 12 cm

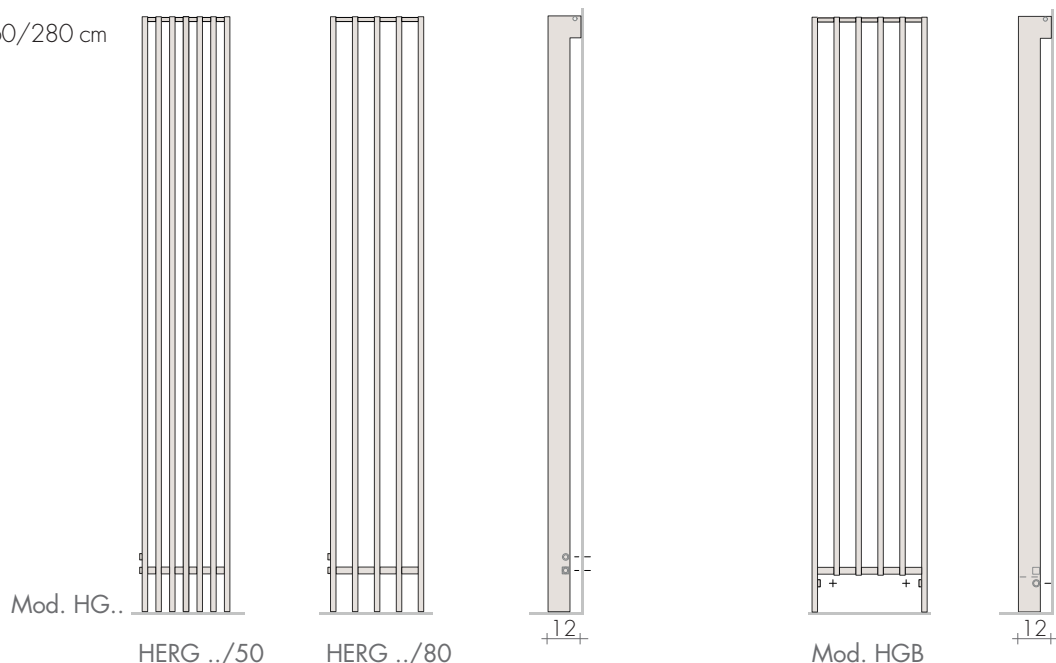
ELEMENT STEP 50

$L = n^{\circ} \text{el.} \times 5 \text{ cm step} - 3 \text{ cm}$



ELEMENT STEP 80

$L = n^{\circ} \text{el.} \times 8 \text{ cm step} - 6 \text{ cm}$



MOD.	n° elements	EN 442 Watt Δt 50K (Δt 40K = $W \times 0,755$) (Δt 30K = $W \times 0,526$)																											
		4		5		6		7		8		9		10		11		12		13		14							
		step mm		/50 /80		/50 /80		/50 /80		/50 /80		/50 /80		/50 /80		/50 /80		/50 /80		/50 /80		/50 /80							
		L cm	L cm	L cm	L cm	L cm	L cm	L cm	L cm	L cm	L cm	L cm	L cm	L cm	L cm	L cm	L cm	L cm	L cm	L cm	L cm	L cm							
		H cm	H cm	H cm	H cm	H cm	H cm	H cm	H cm	H cm	H cm	H cm	H cm	H cm	H cm	H cm	H cm	H cm	H cm	H cm	H cm	H cm							
HG180/..	177	5	€ 655,10	746,30	837,40	928,60	1019,80	1111,00	1202,20	1293,30	1384,40	1475,70	1566,90																
		w	540 638	675 798	810 957	945 1117	1080 1276	1215 1436	1350 1595	1485 1755	1620 1914	1755 2074	1890 2233																
HG200/..	197	5	€ 684,00	778,70	873,50	968,40	1063,10	1158,00	1252,60	1347,50	1442,20	1537,00	1631,70																
		w	601 710	751 888	901 1065	1051 1243	1202 1420	1352 1598	1502 1775	1652 1953	1802 2130	1953 2308	2103 2485																
HG220/..	217	5	€ 712,90	811,30	909,60	1008,00	1106,40	1204,80	1303,20	1401,50	1499,90	1598,40	1696,70																
		w	662 782	828 978	993 1173	1159 1369	1324 1564	1490 1760	1655 1955	1821 2151	1986 2346	2152 2542	2317 2737																
HG240/..	237	5	€ 741,80	843,80	945,70	1047,80	1149,70	1251,70	1353,60	1455,70	1557,60	1659,60	1761,50																
		w	723 854	904 1068	1084 1282	1265 1495	1446 1709	1626 1922	1807 2136	1988 2350	2168 2563	2349 2777	2530 2990																
HG260/..	257	5	€ 770,80	876,30	981,90	1087,40	1193,00	1298,60	1404,10	1509,80	1615,40	1720,50	1826,50																
		w	784 926	980 1158	1176 1390	1372 1621	1568 1853	1764 2084	1960 2316	2156 2548	2352 2779	2548 3011	2744 3242																
HG280/..	277	5	€ 799,70	908,80	1018,10	1127,20	1236,40	1345,50	1454,80	1563,90	1673,10	1782,30	1891,50																
		w	845 998	1057 1248	1268 1498	1479 1747	1690 1997	1902 2246	2113 2496	2324 2746	2536 2995	2747 3245	2958 3494																

Made-to-measure heights on request

Intermediate or higher values by interpolation, every 10 cm

Δt different from 50 K: consult technical data Brem

E.g.: HG 220/50 - 4el C 1/2" SB 356F

Mod. HGB

On request
without extra



STANDARD PRODUCTION

White "sablé" paintwork with brackets
Tolerance $\pm 3 \text{ mm}$ - Air vent $\varnothing 1/8"$

MAXIMUM OPERATING PRESSURE 4 BAR


PRODUCTION ON REQUEST

Paintwork to Brem color list (with colored brackets)

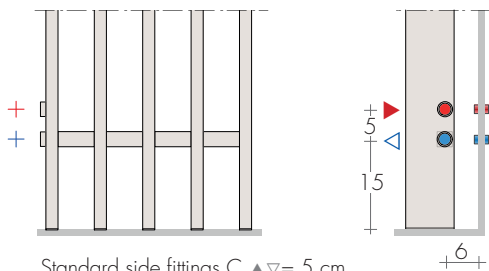
Made-to-measure dimensions, ask for feasibility

STANDARD FITTING

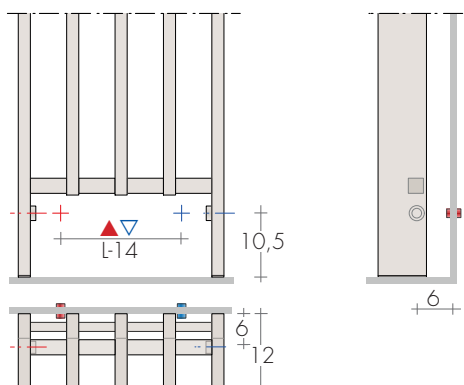
C $\varnothing 1/2"$ - D on request
On request fittings $\varnothing 3/8"$
Special fittings, p.286




TAPPING CENTRES HG MODEL



Standard side fittings C $\Delta \nabla = 5$ cm
D fitting on request without extra, page 282



ART. HGB REG fittings $\Delta \nabla = L-14$ cm
with angled/reverse valves



FIXINGS
Brackets included



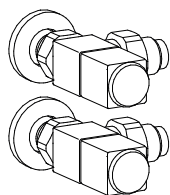
HERG 240-5el

RECOMMENDED VALVES

CHROME PLATED VALVES KIT WITH:

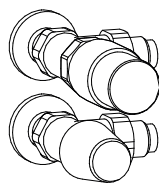
- n°2 Valves with O-ring Tangs
- n°2 Fittings (multilayer $\phi 16$, copper $\phi 12,14$)
- n°2 Round washers

On request: Polished stainless tube cover
(to be cut to right size) Art. CA18 10,80€



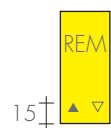
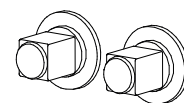
ANGLED QUADRA VALVES KIT
page 279 Art. KQS 156,60€
extra for BREM color list 46,40€

ANGLED MINI VALVES KIT page 278
chrome-plated or white color Art. KMS 107,80€



ANGLED TON VALVES KIT with
THERMOSTATIC head Art. KTS 165,50€
ANGLED TON VALVES KIT
page 277 Art. KVS 119,20€

REMOTE FITTINGS Art. REM 36,60€
at the rear t. c. $\Delta \nabla = (n^\circ \text{el} - 2) \times \text{step}$



REMOTE VALVES ASSEMBLY KIT p.281 with:
- n°2 Fittings (multilayer $\phi 16$, copper $\phi 12,14$)

REMOTE QUADRA VALVES ASSEMBLY KIT
Art. KQG 167,70€

REMOTE TON VALVES ASSEMBLY KIT with
THERMOSTATIC head Art. KVGT 199,80€

design Luigi Brembilla

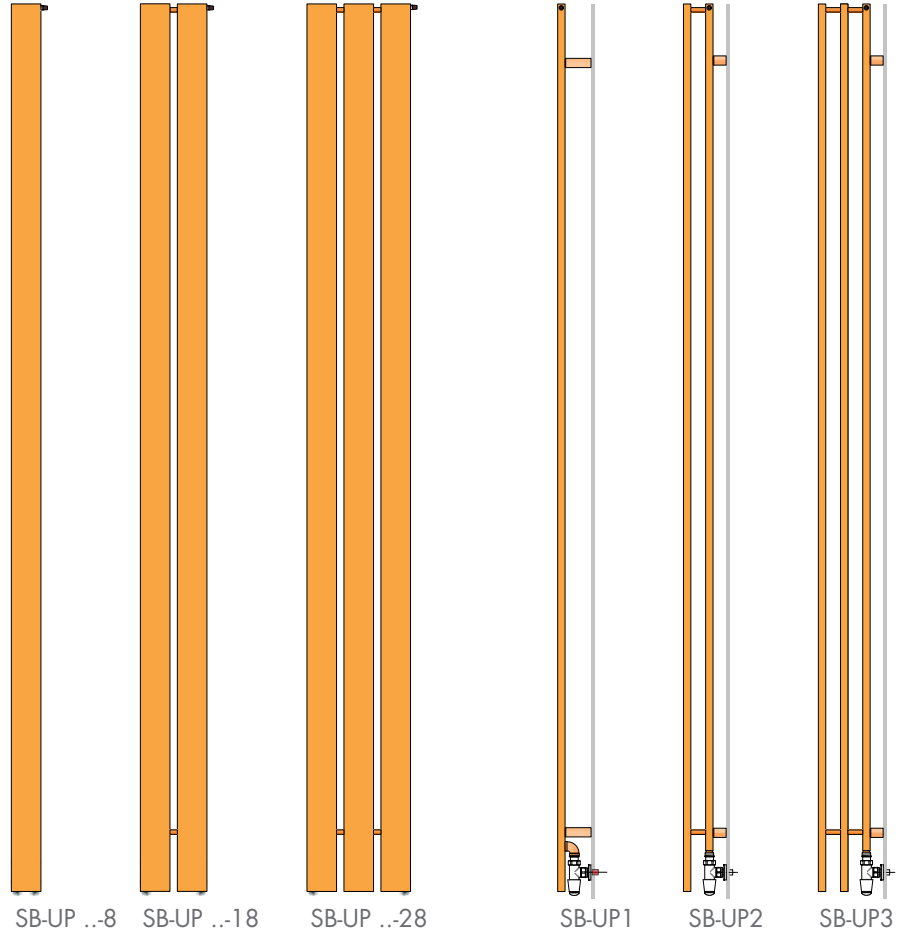
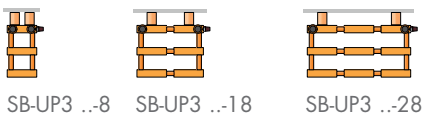
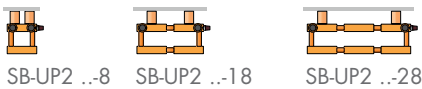
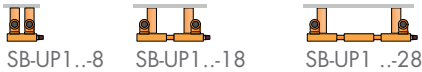
The SBARRA-UP radiator is ideal for those spaces where every centimetre counts. SBARRA-UP can be placed wherever you

want, has great heat output and can either blend into the background or stand out, depending on the colour. What's more, the

elements can be overlapped and/or multiplied by a factor of 3 to get a particularly striking effect.

DIMENSIONS

Width: 8 / 18 / 28 cm
 Height: 180 / 200 / 220 cm
 Depth: 5,8/8/14 cm
 Depth from wall: 9/11,5/17,5 cm



EN 442 Watt Δt 50K (Δt 40K = $W \times 0,755$) (Δt 30K = $W \times 0,526$)

MOD.	L cm		
	8	18	28
SB-UP1 180 €	388,40	484,60	581,20
	197w	378w	543w
SB-UP2 180 €	738,10	921,00	1104,10
	323w	619w	884w
SB-UP3 180 €	1048,80	1308,80	1569,10
	449w	861w	1238w
SB-UP1 200 €	403,80	500,20	596,50
	219w	420w	603w
SB-UP2 200 €	753,40	936,40	1119,40
	359w	688w	982w
SB-UP3 200 €	1064,10	1324,20	1584,50
	498w	957w	1376w
SB-UP1 220 €	419,10	515,40	611,90
	240w	462w	664w
SB-UP2 220 €	768,80	951,80	1134,80
	394w	757w	1081w
SB-UP3 220 €	1079,70	1339,50	1599,70
	548w	1053w	1513w

Models up to 300 cm high on request

On request: MAGNETIC KNOBS page 282

HOW TO ORDER

State: model (1,2,3 indicate depth)
 e.g.: SB-UP2 200-18, REG \varnothing 1/2", BR 0019

STANDARD PRODUCTION

White "sablé" paintwork - White brackets B..
 Tolerance \pm 3mm - Air vent \varnothing 1/8"
 MAXIMUM OPERATING PRESSURE 4 BAR

PRODUCTION ON REQUEST

Paintwork to Brem color list with
 colored brackets B..
 Electric version, ask for feasibility


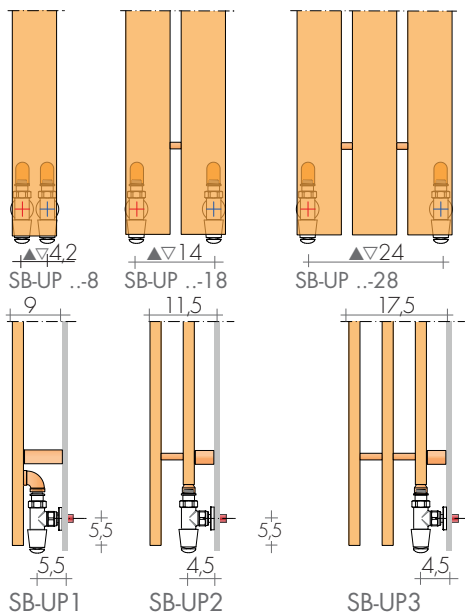
+15/25%

STANDARD FITTING REG \varnothing 1/2"

On request EG fittings \varnothing 3/8" with
 brackets B 35mm p=5,5 (SB-UP1)
 Special fittings, p.286



TAPPING CENTRES



FIXINGS
Brackets included

Model	a cm
SB-UP ...8	2
SB-UP ...18	4
SB-UP ...28	4



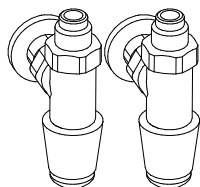
SB-UP1 180-8

RECOMMENDED VALVES

CHROME PLATED VALVES KIT WITH:

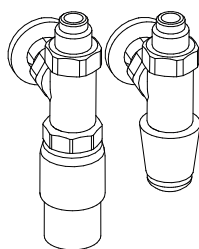
- n°2 Valves with O-ring Tangs
- n°2 Fittings (multilayer ø16, copper ø12,14)
- n°2 Round washers

On request: Polished stainless tube cover (to be cut to right size) Art. CA18 10,80€



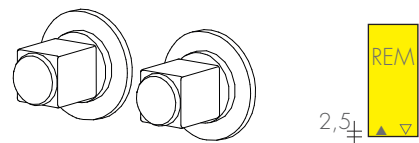
REVERSE TON VALVES KIT
page 277

KVR 119,20€



REVERSE TON VALVES KIT with
THERMOSTATIC head Art. KTR 165,50€

REMOTE FITTINGS Art. REM 36,60€
at the rear (REG tapping centres dimensions)



REMOTE VALVES ASSEMBLY KIT p.281 with:
- n°2 Fittings (multilayer ø16, copper ø12,14)

REMOTE QUADRA VALVES ASSEMBLY KIT
Art. KQG 167,70€

REMOTE TON VALVES ASSEMBLY KIT with
THERMOSTATIC head Art. KVGT 199,80€

META is constructed with the columns welded to the section of the manifold with an ES

(element step) that can be varied from 30 to 70 mm at 5 mm intervals.

The heating element can be composed using columns of 50 or 70 mm depth.

DIMENSIONS

Width: from 10,5 cm to 6m

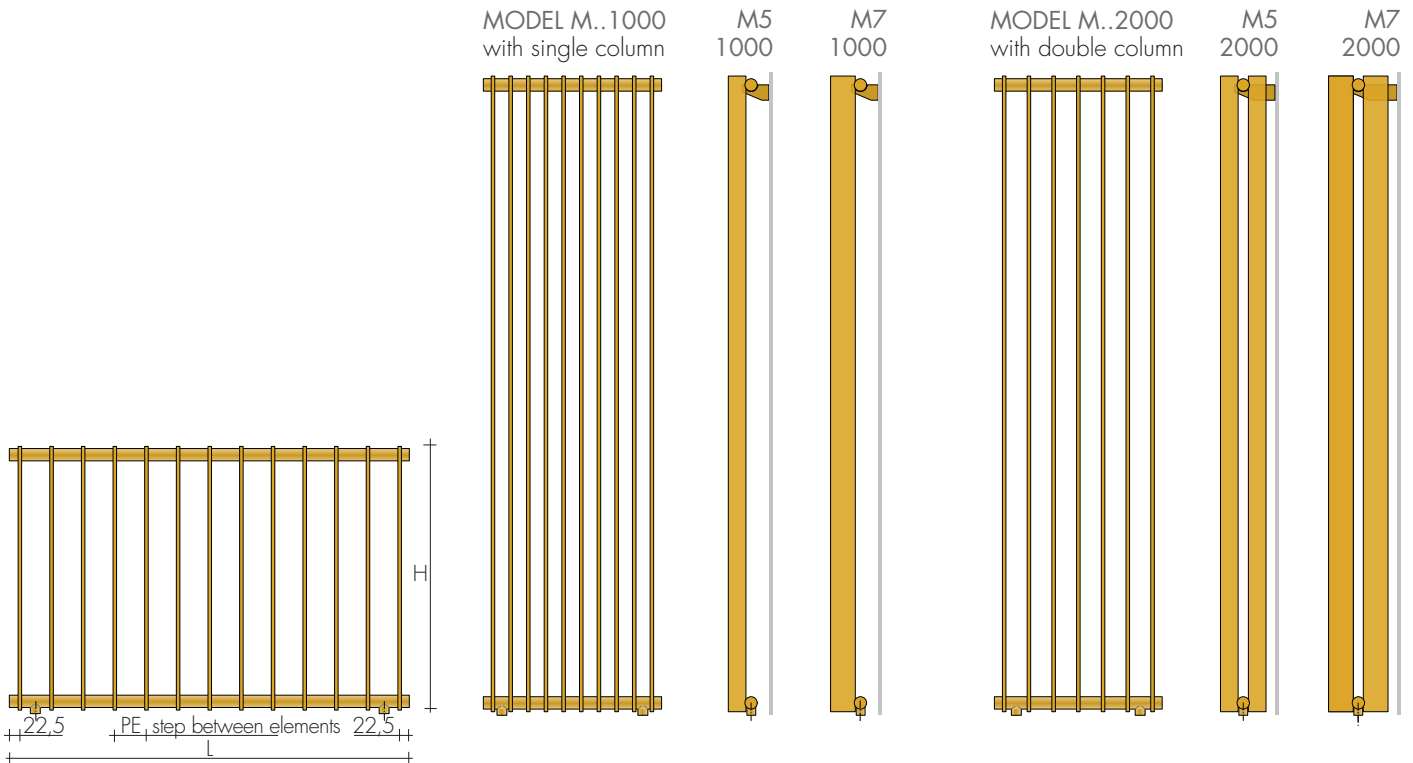
Height: from 21 to 220 cm

Depth: M1000: 8,2/10,2 cm

M2000: 12,9/16,9 cm

Depth from wall: M1000: 11,5/13,5 cm

M2000: 15,5/19,5 cm

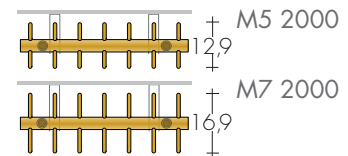
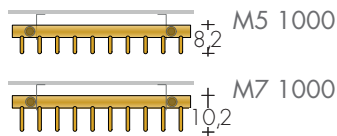


Widths from 3 elements to 6 m

$L = (\text{no. of elements} - 1) \times \text{PE (step)} + 45 \text{ mm}$

PE = step between elements:

30 - 35 - 40 - 45 - 50 - 55 - 60 - 65 - 70 mm



STANDARD PRODUCTION

White "sablé" paintwork - White brackets M..

Tolerance $\pm 3 \text{ mm}$ - Air vent $\varnothing 3/8"$

MAXIMUM OPERATING PRESSURE 6 BAR

PRODUCTION ON REQUEST

Paintwork to Brem color list with M..

colored brackets

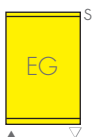
+15%/25%

Special versions, by estimate

STANDARD FITTING

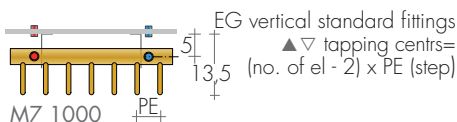
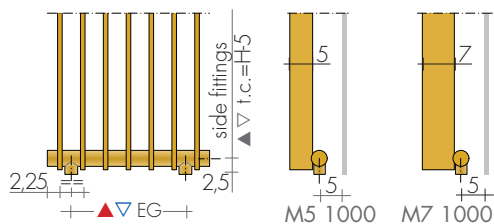
EG $\varnothing 1/2"$

Special fittings page 286

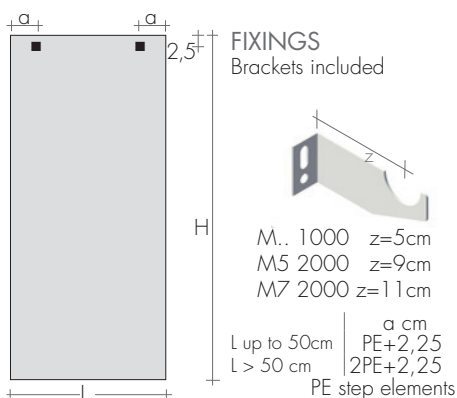
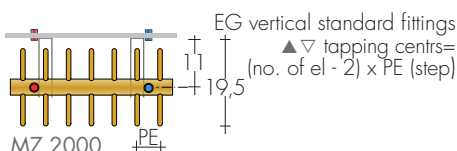
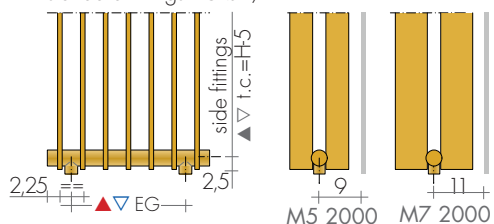


TAPPING CENTRES

MODEL M..1000 with single column
standard fitting EG $\varnothing 1/2"$



MODEL M..2000 with double column
standard fittings EG $\varnothing 1/2"$



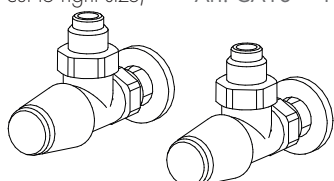
META M5 1220/50-10 el

RECOMMENDED VALVES

CHROME PLATED VALVES KIT WITH:

- n°2 Valves with O-ring Tangs
- n°2 Fittings (multilayer $\varnothing 16$, copper $\varnothing 12,14$)
- n°2 Round washers

On request: Polished stainless tube cover
(to be cut to right size) Art. CA18 10,80€



ANGLED TON VALVES KIT
page 277 Art. KVS 119,20€

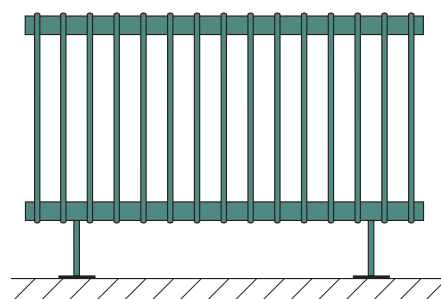
ANGLED TON VALVES KIT with
THERMOSTATIC head Art. KTS 165,50€

ANGLED MINI VALVES KIT
chrome-plated or white color Art. KMS 107,80€

page 278

REMOTE FITTINGS

not available



FIXED FOOT

META feet are built from the heating element's tube and welded to the radiator (H=15cm)


M 1000	Art. P1N	121,70€
M 2000 (in the middle)	Art. P1N	121,70€

META M7 STEP 50 SINGLE COLUMN

PRICE FROM 1.07.2022 **+15%**

M7 MODEL	(n° el)	10 el.	12 el.	14 el.	16 el.	18 el.	20 el.	22 el.	24 el.	26 el.	28 el.	30 el.
LOW	L cm	49,5	59,5	69,5	79,5	89,5	99,5	109,5	119,5	129,5	139,5	149,5
	H cm	▲▽ 40	50	60	70	80	90	100	110	120	130	140
M7 1050/50	€	256,50	290,10	323,50	357,10	390,50	424,00	457,50	491,10	524,50	558,20	591,60
	w	372w	446w	521w	595w	670w	744w	818w	893w	967w	1042w	1116w
M7 1060/50	€	272,40	307,70	342,90	378,20	413,40	448,70	484,00	519,20	554,50	589,80	625,10
	w	438w	526w	613w	701w	788w	876w	964w	1051w	1139w	1226w	1314w
M7 1075/50	€	301,30	342,50	383,50	424,60	465,60	506,70	547,70	588,80	629,90	670,90	712,10
	w	530w	636w	742w	848w	954w	1060w	1166w	1272w	1378w	1484w	1590w
M7 1090/50	€	322,80	368,00	413,40	458,90	504,10	549,50	594,80	640,20	685,40	730,90	776,30
	w	636w	763w	890w	1018w	1145w	1272w	1399w	1526w	1654w	1781w	1908w

EN 442 Watt Δt 50K (Δt 40K = Wx0,755) (Δt 30K = Wx0,526)




META 1000

M7 MODEL	(n° el)	5 el.	6 el.	7 el.	8 el.	9 el.	10 el.	11 el.	12 el.	13 el.	14 el.	15 el.
HIGH	L cm	24,5	29,5	34,5	39,5	44,5	49,5	54,5	59,5	64,5	69,5	74,5
	H cm	▲▽ 15	20	25	30	35	40	45	50	55	60	65
M7 1160/50	€	278,80	315,20	351,80	388,20	424,80	461,20	498,00	534,50	571,00	607,50	644,00
	w	535W	642W	749W	856W	964W	1070W	1177W	1284W	1391W	1499W	1605W
M7 1180/50	€	298,10	338,60	379,00	419,60	460,00	500,40	540,80	581,30	621,60	662,10	702,60
	w	602w	722w	843w	963w	1084w	1204w	1324w	1445w	1565w	1686w	1806w
M7 1200/50	€	317,10	361,20	405,40	449,70	494,00	538,30	582,40	626,60	670,80	715,10	759,20
	w	652w	782w	912w	1042w	1173w	1303w	1433w	1564w	1694w	1824w	1955w
M7 1220/50	€	347,90	398,40	448,70	499,10	549,50	599,90	650,30	700,70	751,10	801,40	851,90
	w	715w	857w	1000w	1143w	1286w	1429w	1572w	1715w	1858w	2001w	2144w

Δt different, consult Technical data Brem

All sizes listed on pages 26-27



META 1000

Model column single H step no.
META depth column cm mm el
M 7 1 200/50- 8 el


META M7 STEP 50 DOUBLE COLUMN

PRICE FROM 1.07.2022 **+15%**

LAME

M7 MODEL	(n° el)	10 el.	12 el.	14 el.	16 el.	18 el.	20 el.	22 el.	24 el.	26 el.	28 el.	30 el.
LOW	L cm	49,5	59,5	69,5	79,5	89,5	99,5	109,5	119,5	129,5	139,5	149,5
H cm	▲▼	40	50	60	70	80	90	100	110	120	130	140
M7 2050/50	€	450,10	516,20	582,50	648,80	715,10	781,20	847,50	913,90	980,10	1046,30	1112,60
H 50	w	627w	752w	878w	1003w	1129w	1254w	1379w	1505w	1630w	1756w	1881w
M7 2060/50	€	490,30	564,60	639,00	713,20	787,60	862,00	936,30	1010,60	1084,90	1159,20	1233,60
H 60	w	741w	889w	1037w	1186w	1334w	1482w	1630w	1778w	1927w	2075w	2223w
M7 2075/50	€	548,20	634,30	720,00	806,10	891,90	977,90	1063,70	1149,60	1235,50	1321,50	1407,40
H 75	w	911w	1093w	1275w	1458w	1640w	1822w	2004w	2186w	2369w	2551w	2733w
M7 2090/50	€	608,70	706,80	804,60	902,70	1000,70	1098,70	1196,70	1294,80	1392,70	1490,80	1588,80
H 90	w	1091w	1309w	1527w	1746w	1964w	2182w	2400w	2618w	2837w	3055w	3273w

EN 442 Watt Δt 50K (Δt 40K = Wx0,755) (Δt 30K = Wx0,526)



META 2000

M7 MODEL	(n° el)	5 el.	6 el.	7 el.	8 el.	9 el.	10 el.	11 el.	12 el.	13 el.	14 el.	15 el.
HIGH	L cm	24,5	29,5	34,5	39,5	44,5	49,5	54,5	59,5	64,5	69,5	74,5
H cm	▲▼	15	20	25	30	35	40	45	50	55	60	65
M7 2160/50	€	502,20	579,00	655,60	732,50	809,10	885,90	962,60	1039,40	1116,00	1192,70	1269,40
H 160	w	927w	1112w	1298w	1483w	1668w	1853w	2039w	2224w	2410w	2595w	2780w
M7 2180/50	€	542,00	626,60	711,20	795,90	880,50	965,10	1050,00	1134,60	1219,20	1303,90	1388,50
H 180	w	1043w	1251w	1460w	1668w	1877w	2085w	2294w	2502w	2711w	2919w	3128w
M7 2200/50	€	581,60	674,40	766,80	859,40	952,00	1044,60	1137,00	1229,80	1322,40	1415,00	1507,50
H 200	w	1157w	1388w	1620w	1851w	2083w	2314w	2545w	2777w	3008w	3240w	3471w
M7 2220/50	€	620,60	721,10	821,40	922,00	1022,30	1122,80	1223,00	1323,40	1423,90	1524,20	1624,70
H 220	w	1272w	1526w	1780w	2034w	2289w	2543w	2797w	3052w	3306w	3560w	3815w

Δt different, consult Technical data Brem

All sizes listed on pages 26-27



META 2000

Model META column depth double column H cm step mm no. el
M 7 2 180/50- 14el

HOW TO ORDER

State: model, column (whether single or double), height in cm, step in mm, number of elements; fitting and color
e.g.: M7 2 200-70 6 el, AC \varnothing 1/2" BR0033

META 1000

FULL LIST OF THERMAL OUTPUTS AND PRICES

PRICE FROM 1.07.2022 **+15%**

MOD.	step PE column H	EN 442 Watt Δt 50K (Δt 30K = $W \times 0,526$)																PRICE			
		..30		..35		..40		..45		..50		..55		..60		..65		..70		element € x n°el.	fixed price + €
		M5 w/el.	M7 w/el.	M5 w/el.	M7 w/el.	M5 w/el.	M7 w/el.	M5 w/el.	M7 w/el.	M5 w/el.	M7 w/el.	M5 w/el.	M7 w/el.	M5 w/el.	M7 w/el.	M5 w/el.	M7 w/el.				
M..1030-..		18,6	21,6	19,3	22,4	20,0	23,2	20,9	24,0	21,7	24,8	22,5	25,7	23,3	26,6	24,1	27,4	24,9	28,1	14,5	88,9
M..1035-..		20,9	25,1	21,7	25,9	22,5	26,8	23,4	27,7	24,2	28,5	25,0	29,4	25,8	30,3	26,6	31,1	27,4	31,9	14,9	88,9
M..1040-..		23,0	27,1	23,8	28,1	24,7	29,0	25,6	29,8	26,5	30,5	27,3	31,7	28,2	32,9	29,0	33,9	29,9	34,9	15,4	88,9
M..1045-..		25,7	30,1	26,6	31,0	27,4	32,0	28,2	33,1	29,1	34,2	29,8	35,0	30,6	35,8	31,4	37,2	32,2	38,6	16,0	88,9
M..1050-..		28,0	32,3	28,9	33,6	29,8	34,9	30,7	36,0	31,6	37,2	32,5	38,4	33,3	39,5	34,1	40,6	35,0	41,6	16,8	88,9
M..1055-..		30,9	35,3	31,8	36,6	32,8	37,9	33,7	39,4	34,6	40,8	35,4	41,7	36,2	42,5	37,1	43,9	38,0	45,3	17,0	88,9
M..1060-..		33,0	38,2	34,0	39,5	35,0	40,8	35,9	42,3	36,9	43,8	37,8	45,0	38,6	46,2	39,5	47,2	40,5	48,3	17,6	96,0
M..1065-..		35,3	41,0	36,4	42,4	37,4	43,8	38,5	45,6	39,6	47,5	40,6	48,3	41,6	49,2	42,6	50,6	43,6	52,0	18,6	96,0
M..1070-..		37,3	43,2	38,5	45,0	39,8	46,7	41,0	48,6	42,2	50,4	43,4	51,7	44,5	52,9	45,7	54,3	46,9	55,7	19,5	96,0
M..1075-..		39,6	46,1	40,8	47,9	42,1	49,7	43,4	51,5	44,7	53,3	45,9	54,6	47,0	55,9	48,3	57,3	49,5	58,6	20,5	96,0
M..1080-..		42,3	49,0	43,5	50,8	44,8	52,6	46,0	54,8	47,2	57,0	48,2	58,3	49,3	59,6	50,5	61,0	51,7	62,3	21,5	96,0
M..1090-..		46,8	55,7	48,3	57,4	49,7	59,2	51,2	61,4	52,7	63,6	54,0	64,9	55,3	66,2	56,7	67,6	58,2	69,0	22,7	96,0
M..1100-..		52,6	61,3	54,0	63,2	55,4	65,1	56,7	67,2	58,1	69,4	59,3	71,1	60,4	72,8	61,8	74,3	63,1	75,7	24,4	96,0
M..1110-..		57,6	67,1	59,0	69,0	60,5	70,9	62,0	73,4	63,5	75,9	64,8	77,7	66,0	79,5	67,5	81,3	69,0	83,1	26,7	96,0
M..1120-..		61,9	72,2	63,5	74,5	65,1	76,7	66,7	79,6	68,3	82,4	69,6	84,3	71,0	86,1	72,6	87,9	74,2	89,7	28,5	96,0
M..1150-..		77,7	88,7	79,5	91,4	81,3	94,2	83,1	97,7	84,9	101,1	86,3	103,5	87,8	105,9	89,6	107,8	91,5	109,6	33,4	96,0
M..1160-..		81,2	93,7	83,3	96,8	85,4	99,9	87,6	103,8	89,7	107,6	91,5	110,0	93,2	112,5	95,4	114,7	97,6	117,0	36,5	96,0
M..1175-..		89,2	103,0	91,3	106,2	93,5	109,3	95,6	113,1	97,8	116,9	99,5	119,4	101,2	122,0	103,5	124,3	105,8	126,6	38,4	96,0
M..1180-..		92,1	106,0	94,2	109,1	96,4	112,2	98,6	116,3	100,8	120,4	102,6	123,0	104,3	125,6	106,6	127,9	108,9	130,3	40,4	96,0
M..1190-..		97,1	111,8	99,4	114,8	101,7	117,9	104,1	120,9	106,4	124,0	108,2	128,1	110,0	132,3	112,5	135,8	114,9	139,3	42,5	96,0
M..1200-..		102,2	117,6	104,6	120,8	107,0	124,0	109,5	127,1	111,9	130,3	113,8	134,7	115,7	139,1	118,4	142,9	121,0	146,6	44,2	96,0
M..1210-..		107,2	123,4	109,8	126,7	112,3	130,1	114,9	133,4	117,5	136,6	119,5	141,3	121,5	146,0	124,2	149,9	127,0	153,9	46,4	96,0
M..1220-..		112,2	129,2	114,9	132,7	117,6	136,1	120,3	139,5	123,1	142,9	125,1	147,9	127,2	152,8	130,1	157,0	133,1	161,2	50,4	96,0

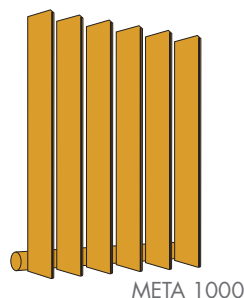
The radiator heat output is determined by multiplying the heat output of a single column by the number of elements.

The cost of the column is determined only by its height and does not depend on its depth or step between elements.

The cost of the radiator is determined by multiplying the unit price of one column by the number of elements and then adding this to the fixed price.

Model META column depth single column H cm step mm no. el.

M 7 1200/70- 8 el



How to choose the META radiator

Given the number of Watts necessary to heat a room (e.g. 1175 W) with a radiator at a height of 200 cm, find the number of elements by varying the step as required by the space available:

MODEL	el.	l(cm)	W	€
M7 1200/70	8	53,5	1173	449,60
M7 1200/50	9	44,5	1173	493,80
M7 1200/30	10	31,5	1176	502,40

WIDTHS OF RADIATORS

element step	number of elements																
	5 el	6 el	7 el	8 el	9 el	10 el	11 el	12 el	13 el	14 el	15 el	16 el	17 el	18 el	19 el		
M.../30 L cm	16,5	19,5	22,5	25,5	28,5	31,5	34,5	37,5	40,5	43,5	46,5	49,5	52,5	55,5	58,5		
M.../35 L cm	18,5	22,0	25,5	29,0	32,5	36,0	39,5	43,0	46,5	50,0	53,5	57,0	60,5	64,0	67,5		
M.../40 L cm	20,5	24,5	28,5	32,5	36,5	40,5	44,5	48,5	52,5	56,5	60,5	64,5	68,5	72,5	76,5		
M.../45 L cm	22,5	27,0	31,5	36,0	40,5	45,0	49,5	54,0	58,5	63,0	67,5	72,0	76,5	81,0	85,5		
M.../50 L cm	24,5	29,5	34,5	39,5	44,5	49,5	54,5	59,5	64,5	69,5	74,5	79,5	84,5	89,5	94,5		
M.../55 L cm	26,5	32,0	37,5	43,0	48,5	54,0	59,5	65,0	70,5	76,0	81,5	87,0	92,5	98,0	103,5		
M.../60 L cm	28,5	34,5	40,5	46,5	52,5	58,5	64,5	70,5	76,5	82,5	88,5	94,5	101,0	107,0	113,0		
M.../65 L cm	30,5	37,0	43,5	50,0	56,5	63,0	69,5	76,0	82,5	89,0	95,5	102,0	108,5	115,0	121,5		
M.../70 L cm	32,5	39,5	46,5	53,5	60,5	67,5	74,5	81,5	88,5	95,5	102,5	109,5	116,5	123,5	130,5		

META 2000

FULL LIST OF THERMAL OUTPUTS AND PRICES

PRICE FROM 1.07.2022 **+15%**

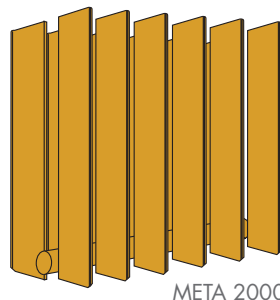
LAME

MOD. step PE column H	..-30		..-35		..-40		..-45		..-50		..-55		..-60		..-65		..-70		EN 442 Watt Δt 50K (Δt 30K = Wx0,526) PRICE	
	M5 w/el.	M7 w/el.	M5 w/el.	M7 w/el.	M5 w/el.	M7 w/el.	M5 w/el.	M7 w/el.	M5 w/el.	M7 w/el.	M5 w/el.	M7 w/el.	M5 w/el.	M7 w/el.	M5 w/el.	M7 w/el.	M5 w/el.	M7 w/el.	element € x n°el.	fixed price + €
M..2030..	31,0	36,2	32,1	37,3	33,3	38,5	34,5	39,7	35,7	40,9	36,9	42,1	38,0	43,3	39,1	44,3	40,2	45,3	26,5	124,3
M..2035..	35,6	42,8	36,8	44,0	38,0	45,2	39,1	46,4	40,3	47,5	41,3	48,7	42,3	49,8	43,3	50,8	44,3	51,7	28,7	124,3
M..2040..	39,4	46,5	40,7	47,9	41,9	49,2	43,2	50,5	44,4	51,8	45,5	53,1	46,5	54,4	47,6	55,5	48,7	56,6	29,2	124,3
M..2045..	44,4	51,9	45,6	53,3	46,7	54,7	47,8	56,1	49,0	57,5	49,9	58,9	50,9	60,4	51,9	61,5	52,9	62,7	31,4	118,7
M..2050..	48,4	55,9	49,7	57,6	51,0	59,4	52,3	61,1	53,5	62,7	54,6	64,5	55,7	66,3	56,8	67,8	58,0	69,2	33,1	118,7
M..2055..	53,7	61,2	55,0	63,0	56,3	64,9	57,5	66,7	58,8	68,4	59,9	70,4	61,0	72,3	62,2	73,9	63,3	75,4	35,1	118,7
M..2060..	57,5	66,4	58,9	68,3	60,3	70,3	61,7	72,2	63,0	74,1	64,2	76,2	65,4	78,2	66,7	79,9	67,9	81,6	37,2	118,7
M..2065..	61,6	71,6	63,2	73,8	64,8	75,8	66,4	78,0	68,0	80,1	69,4	82,4	70,7	84,6	72,2	86,5	73,7	88,3	38,9	118,7
M..2070..	65,3	75,6	67,2	78,1	69,1	80,6	71,0	83,1	72,9	85,5	74,5	88,2	76,1	90,9	77,9	93,1	79,6	95,3	41,2	118,7
M..2075..	69,4	80,9	71,5	83,5	73,5	86,0	75,5	88,6	77,5	91,1	79,2	93,9	80,9	96,7	82,8	99,1	84,7	101,4	43,0	118,7
M..2080..	74,6	86,3	76,5	89,1	78,4	91,8	80,2	94,5	82,1	97,2	83,7	100,2	85,3	103,2	87,1	105,8	88,9	108,3	45,1	118,7
M..2090..	82,7	98,3	85,1	101,0	87,4	103,7	89,8	106,5	92,1	109,1	94,2	112,2	96,2	115,3	98,5	117,9	100,7	120,5	49,0	118,7
M..2100..	93,2	108,7	95,5	111,6	97,7	114,5	99,9	117,4	102,1	120,3	103,9	123,7	105,8	127,2	107,9	130,0	110,0	132,7	52,9	118,7
M..2110..	102,3	119,1	104,7	122,4	107,2	125,5	109,7	128,8	112,1	132,0	114,2	135,8	116,2	139,6	118,6	142,9	121,0	146,1	56,9	118,7
M..2120..	110,6	129,0	113,1	132,5	115,6	135,9	118,1	139,4	120,6	142,7	122,6	146,8	124,5	150,9	126,9	154,3	129,3	157,6	60,8	118,7
M..2150..	140,7	160,6	143,1	164,3	145,5	168,0	147,8	171,6	150,2	175,2	151,8	179,9	153,4	184,6	155,7	188,3	157,9	192,1	72,7	118,7
M..2160..	147,9	170,6	150,7	174,6	153,4	178,5	156,1	182,3	158,8	186,0	160,7	191,0	162,6	196,0	165,2	200,0	167,8	203,9	76,7	118,7
M..2175..	163,4	188,8	166,0	192,4	168,5	195,9	170,9	199,2	173,3	202,5	174,8	207,2	176,3	212,0	178,6	215,6	180,9	219,2	80,7	118,7
M..2180..	169,8	195,4	172,1	198,9	174,4	202,3	176,6	205,4	178,8	208,5	180,0	213,3	181,2	217,9	183,3	221,4	185,4	224,7	84,7	118,7
M..2190..	180,2	207,4	182,4	210,8	184,6	214,0	186,8	217,0	188,8	220,0	189,8	224,7	190,8	229,4	192,8	232,8	194,7	236,0	88,7	118,7
M..2200..	190,7	219,5	192,8	222,7	194,9	225,8	196,9	228,7	198,8	231,4	199,6	236,2	200,3	240,9	202,2	244,1	203,9	247,1	92,6	118,7
M..2210..	201,3	231,7	203,3	234,8	205,3	237,7	207,1	240,3	208,9	242,8	209,4	247,6	209,8	252,2	211,5	255,3	213,1	258,2	96,5	118,7
M..2220..	212,0	244,1	213,9	247,0	215,7	249,6	217,4	252,0	218,9	254,3	219,1	258,9	219,3	263,5	220,7	266,4	222,1	269,1	100,4	118,7

Δt different from 50 K: consult Technical data Brem

Model META column depth double column height cm step mm n° el

M 7 2 180/70- 20 el



How to choose the META radiator

Given the number of Watts necessary to heat a room (e.g. 1620 W) with a radiator at a height of 75 cm, find the number of elements by varying the step as required by the space available:

MODEL	el.	l(cm)	W	€
M7 2075/70	16	109,5	1622	806,70
M7 2075/50	18	89,5	1640	892,70
M7 2075/30	20	61,5	1618	978,70

numbers of elements													Widths with 3 elements only with side fittings	
20 el	21 el	22 el	23 el	24 el	25 el	26 el	27 el	28 el	29 el	30 el	31 el	32 el	MOD.	from 33 el. to 6 m
61,5	64,5	67,5	70,5	73,5	76,5	79,5	82,5	85,5	88,5	91,5	94,5	97,5	M.../30	(n°el -1) x 30 + 45
71,0	74,5	78,0	81,5	85,0	88,5	92,0	95,5	99,0	102,5	106,0	109,5	113,0	M.../35	(n°el -1) x 35 + 45
80,5	84,5	88,5	92,5	96,5	100,5	104,5	108,5	112,5	116,5	120,5	124,5	128,5	M.../40	(n°el -1) x 40 + 45
90,0	94,5	99,0	103,5	108,0	112,5	117,0	121,5	126,0	130,5	135,0	139,5	144,0	M.../45	(n°el -1) x 45 + 45
99,5	104,5	109,5	114,5	119,5	124,5	129,5	134,5	139,5	144,5	149,5	154,5	159,5	M.../50	(n°el -1) x 50 + 45
109,0	114,5	120,0	125,5	131,0	136,5	142,0	147,5	153,0	158,5	164,0	169,5	175,0	M.../55	(n°el -1) x 55 + 45
118,5	124,5	130,5	136,5	142,5	148,5	154,5	160,5	166,5	172,5	178,5	184,5	190,5	M.../60	(n°el -1) x 60 + 45
128,0	134,5	141,0	147,5	154,0	160,5	167,0	173,5	180,0	186,5	193,0	199,5	206,0	M.../65	(n°el -1) x 65 + 45
137,5	144,5	151,5	158,5	165,5	172,5	179,5	186,5	193,5	200,5	207,5	214,5	221,5	M.../70	(n°el -1) x 70 + 45

Straight, compact, and high thickness fins that cut the uniformity of the wall express a

new concept for heated towel rails that enliven and furnish bathroom walls.

design Davide Brembilla
The unusual and absolutely unexpected shape is as surprising as good sculpture can be.

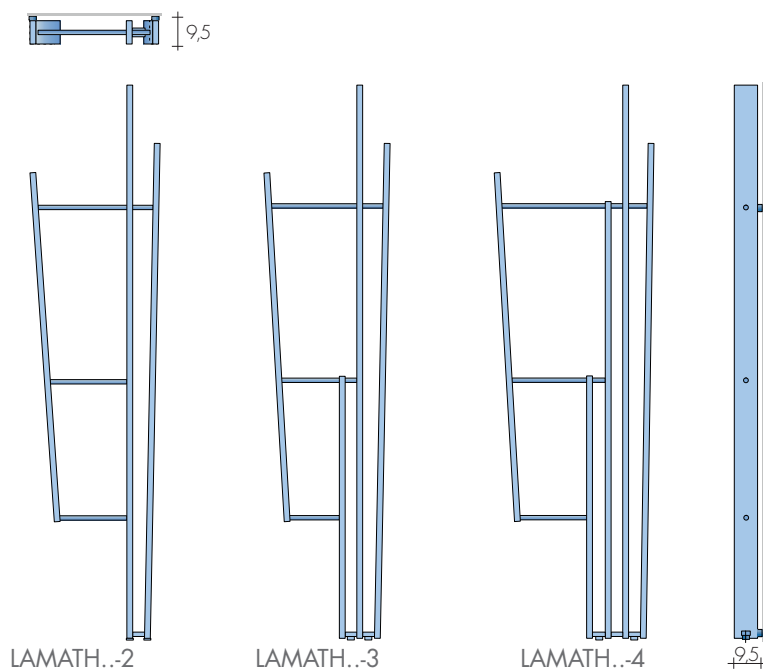
DIMENSIONS

Width: 43,0 / 49,5 cm

Height: 190 / 210 cm

Depth: 8 cm

Depth from wall: 9,5 cm



MODEL	H-L cm	white sablé standard €	EN 442		▲ ▽ t.c. cm	Height H (Hi) cm	Width L cm	Weight M Kg	Volume V dm ³	MIXED version (EHE cl.II) with sleeve and: cable ^o digital thermostat		
			Δt 50 K watt	Δt 30 K watt						€	W	€
LAMATH	190-2	599,10	467	243	6	190	43	14,4	6,3	110,80	400	173,10
LAMATH	190-3	710,00	555	289	6	190	43	17,2	7,5	112,70	500	175,00
LAMATH	190-4	821,40	700	364	12	190	49,5	21,7	9,4	114,60	650	176,90
LAMATH	210-2	641,50	525	273	6	210	43	16,3	7,1	112,70	500	175,00
LAMATH	210-3	767,90	642	334	6	210	43	19,9	8,6	114,60	650	176,90
LAMATH	210-4	894,10	807	420	12	210	49,5	25,0	10,9	109,30	800	182,10

▶ Ready Stock Δt 40K = W Δt 50K x 0,755 ^oRadio frequency chronothermostat p.227

STANDARD PRODUCTION

White "sablé" paintwork - Brackets B15

Tolerance ± 3mm - Air vent ø 1/8"

MAXIMUM OPERATING PRESSURE 4 BAR

PRODUCTION ON REQUEST

Paintwork to Brem color list (with colored brackets B15)

+15/25%

Electric version e.Lamath, page 236

STANDARD FITTING

EG ø 1/2"

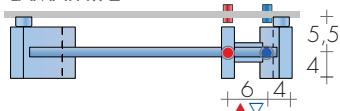
On request fittings ø 3/8"

Special fittings, page 287

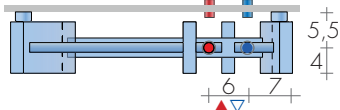


TAPPING CENTRES

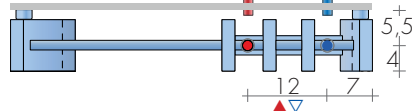
LAMATH...2



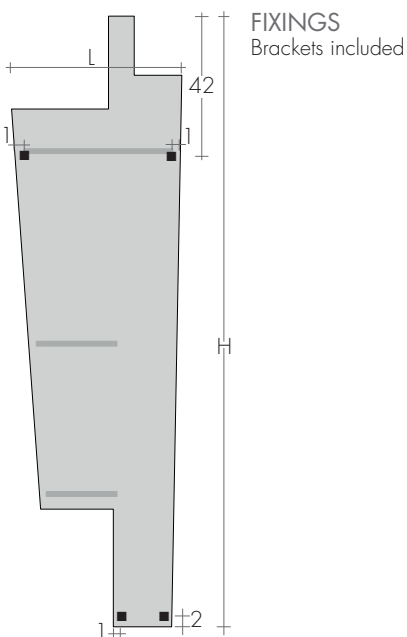
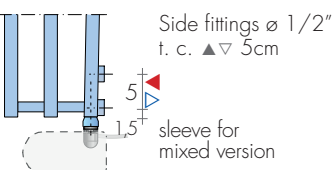
LAMATH...3



LAMATH...4



MIXED VERSIONS*



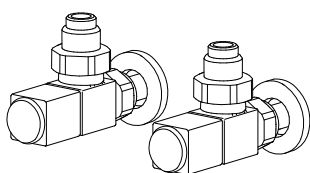
LAMATH 190-3

RECOMMENDED VALVES

CHROME PLATED VALVES KIT WITH:

- n°2 Valves with O-ring Tangs
- n°2 Fittings (multilayer ø16, copper ø12,14)
- n°2 Round washers

On request: Polished stainless tube cover (to be cut to right size) Art. CA18 10,80€



ANGLED QUADRA VALVES KIT

page 279

Art. KQS

156,60€

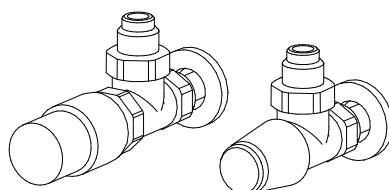
extra for BREM color list

46,40€

ANGLED MINI VALVES KIT

chrome-plated or white color Art. KMS 107,80€

page 278



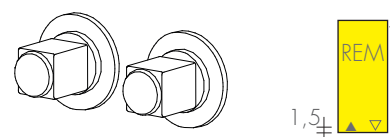
ANGLED TON VALVES KIT with THERMOSTATIC head

Art. KTS 165,50€

REMOTE FITTINGS

Art. REM 36,60€

at the rear (EG tapping centres dimensions)



REMOTE VALVES ASSEMBLY KIT

p.281 with: - n°2 Fittings (multilayer ø16, copper ø12,14)

REMOTE QUADRA VALVES ASSEMBLY KIT

Art. KQG 167,70€

REMOTE TON VALVES ASSEMBLY KIT

with THERMOSTATIC head Art. KVGT 199,80€

LAME SLIM

PRICE FROM 1.07.2022 **+15%**

design Davide Brembilla

Straight, compact and high thickness fins that cut the uniformity of the wall express a

new concept for heated towel rails that enlighten and furnish bathroom walls.

The unusual and absolutely unexpected shape is as surprising as good sculpture can be.

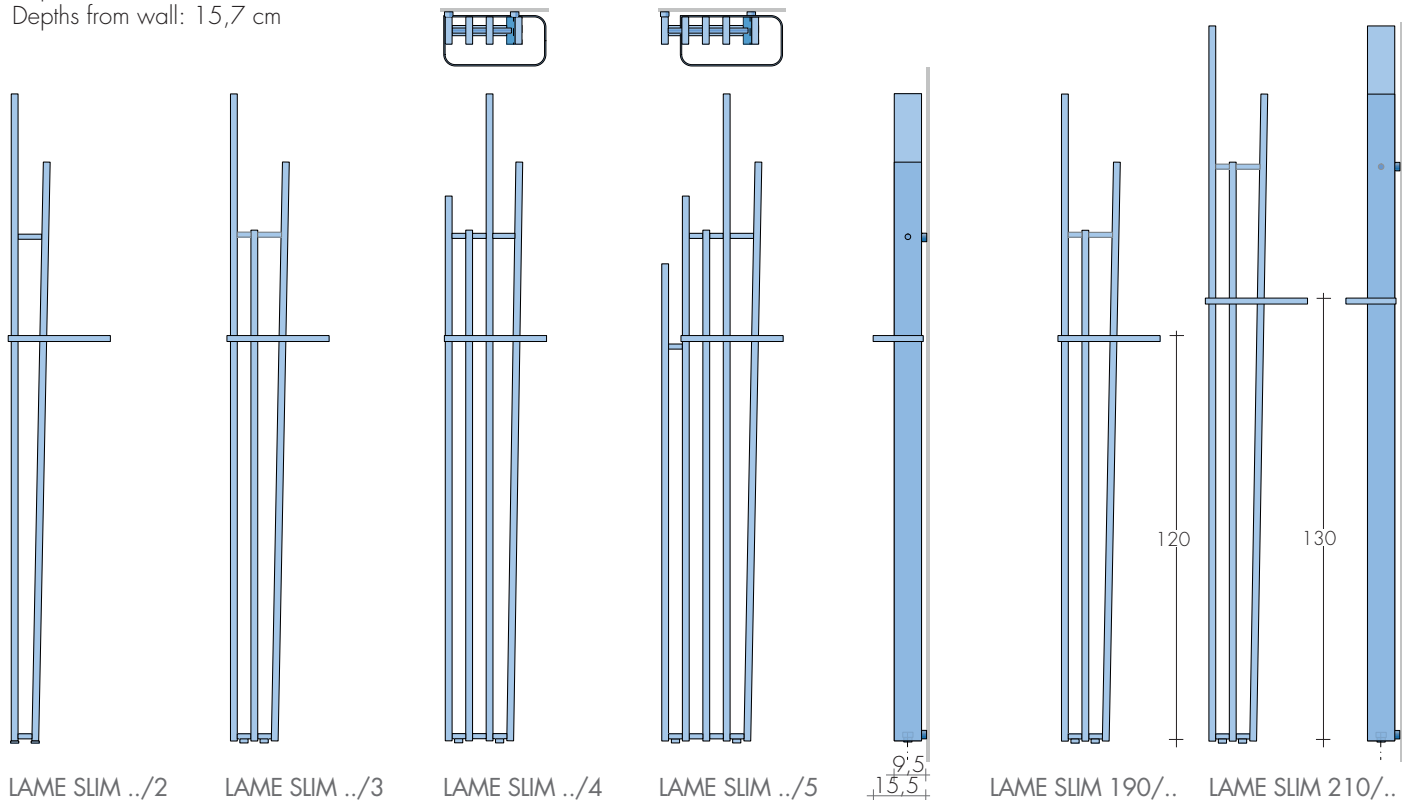
DIMENSIONS

Widths: 30 / 36 cm

Heights: 190 / 210 cm

Depths: 14,7 cm

Depths from wall: 15,7 cm



LAME SLIM ../2

LAME SLIM ../3

LAME SLIM ../4

LAME SLIM ../5

9,5
15,5

LAME SLIM 190/..

LAME SLIM 210/..

MODEL

MODEL	H/L cm	white sablé standard €	EN 442		▲ ▽ t.c. cm	Height H cm	Width L cm	Weight M Kg	Volume V dm³	MIXED version (EHE cl.II) with sleeve and: cable ^o digital thermostat		
			Δt 50 K watt	Δt 30 K watt						€	W	€
LAME Slim	190/2	590,60	350	182	6	190	30	10,8	4,7	110,80	400	173,10
LAME Slim	190/3	709,40	496	258	6	190	30	15,4	6,7	112,70	500	175,00
LAME Slim	190/4	828,00	652	339	12	190	30	20,2	8,8	114,60	650	176,90
LAME Slim	190/5	958,30	788	410	18	190	36	24,4	10,6	118,80	800	181,10
LAME Slim	210/2	625,40	389	202	6	210	30	12,0	5,2	110,80	400	173,10
LAME Slim	210/3	760,80	554	288	6	210	30	17,2	7,5	112,70	500	175,00
LAME Slim	210/4	895,80	730	380	12	210	30	22,6	9,9	118,80	800	181,10
LAME Slim	210/5	1042,90	885	460	18	210	36	27,4	11,9	121,90	900	184,20

Additional towel bar to the standard bars
Art. MAL 68,10 €

Ready Stock

Δt 40K = W Δt 50K x 0,755

^oRadio frequency chronothermostat p.227

STANDARD PRODUCTION

White "sablé" paintwork - Brackets B15

Tolerance ± 3mm - Air vent ø 1/8"

MAXIMUM OPERATING PRESSURE 4 BAR

PRODUCTION ON REQUEST

Paintwork to Brem color list with

colored brackets B15 +15/25%

Electric version e.Lame Slim, p.237

STANDARD FITTING

EG ø 1/2"

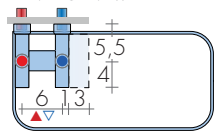
On request fittings ø 3/8"

Special fittings, page 287

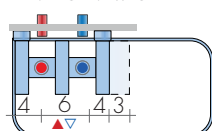


TAPPING CENTRES

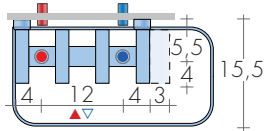
LAME SLIM ...-2



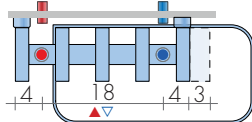
LAME SLIM ...-3



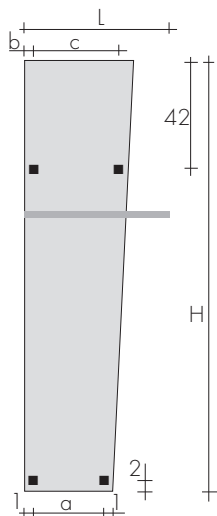
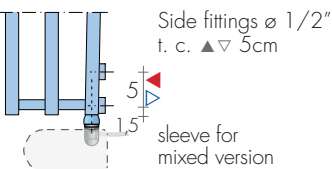
LAME SLIM ...-4



LAME SLIM ...-5



MIXED VERSIONS*



FIXINGS
Brackets included

Mod. n° tubes	a cm	b cm	c cm
2	6	1	9
3	12	1	15
4	18	1	21
5	24	7	21



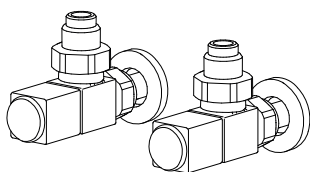
LAME SLIM 190/3

RECOMMENDED VALVES

CHROME PLATED VALVES KIT WITH:

- n°2 Valves with O-ring Tangs
- n°2 Fittings (multilayer ø16, copper ø12,14)
- n°2 Round washers

On request: Polished stainless tube cover
(to be cut to right size) Art. CA18 10,80€

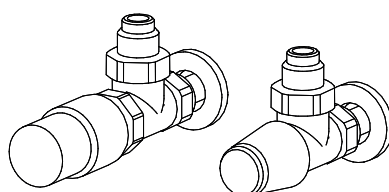


ANGLED QUADRA VALVES KIT

page 279 Art. KQS 156,60€
extra for BREM color list 46,40€

ANGLED MINI VALVES KIT

chrome-plated or white color Art. KMS 107,80€



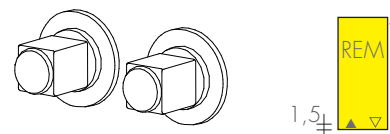
ANGLED TON VALVES KIT with
THERMOSTATIC head

Art. KTS 165,50€

REMOTE FITTINGS

Art. REM 36,60€

at the rear (EG tapping centres dimensions)



REMOTE VALVES ASSEMBLY KIT p.281 with:

- n°2 Fittings (multilayer ø16, copper ø12,14)

REMOTE QUADRA VALVES ASSEMBLY KIT

Art. KQG 167,70€

REMOTE TON VALVES ASSEMBLY KIT with

THERMOSTATIC head Art. KVGT 199,80€

design Luigi Brembilla

HERG's is a new towel rails that recalls the simple heated towel rails.

The protagonist is the large rectangular tube arranged in regular rhythms that gives

caloric performance for the complete comfort of the bathroom.

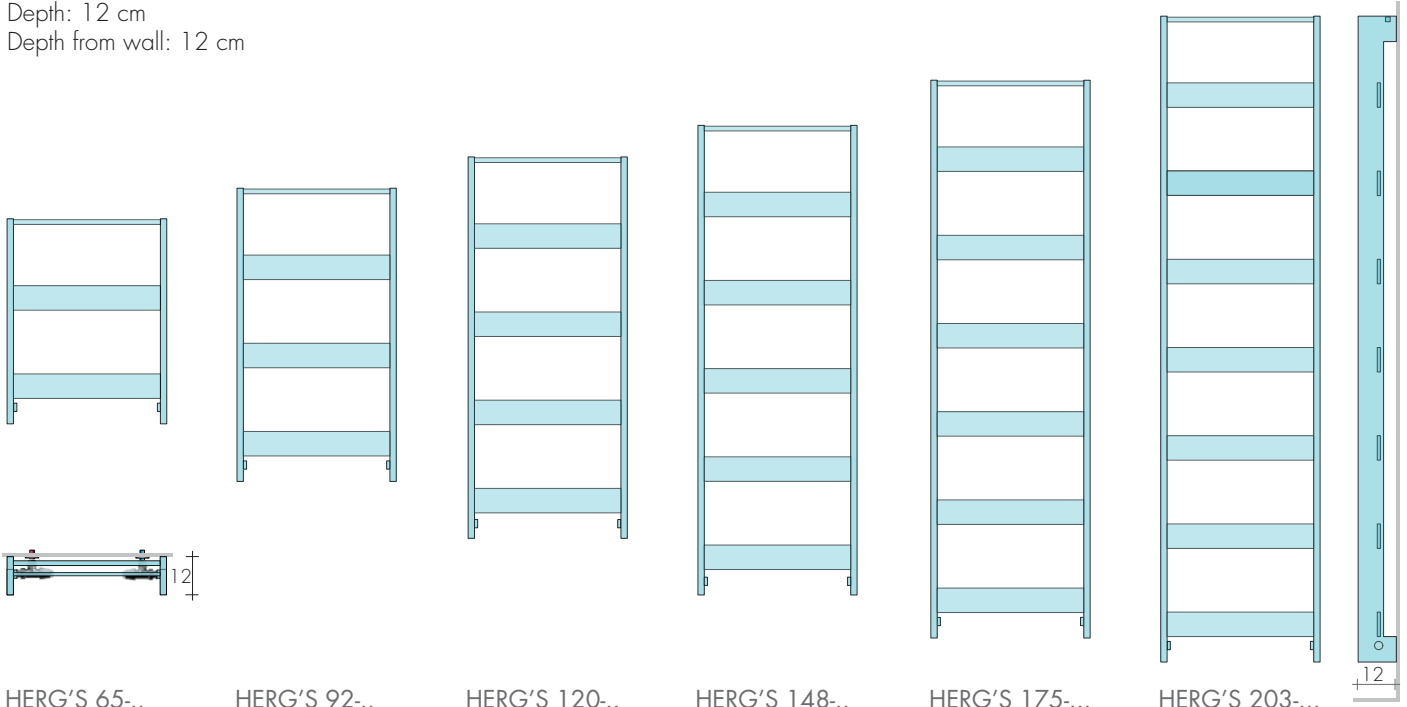
DIMENSIONS

Width: 42 / 50 / 58 cm

Height: 64,4 / 92,1 / 119,8 / 147,5 / 175,2 / 202,9 cm

Depth: 12 cm

Depth from wall: 12 cm



HERG'S 65..

HERG'S 92..

HERG'S 120..

HERG'S 148..

HERG'S 175...

HERG'S 203...

MODEL

MODEL	H-L cm	white sablé standard €	EN 442		▲ ▽ t.c. cm	Height H (Hi) cm	Width L cm	Weight M Kg	Volume V dm ³	MIXED version (EHE cl.II) with sleeve and: cable ^o digital thermostat		
			Δt 50 K watt	Δt 30 K watt						€	W	€
HERG'S	65-42	442,10	249	131	27	64,4	42	4,6	2,4	108,80	250	171,10
HERG'S	65-50	471,40	268	141	35	64,4	50	4,9	2,5	108,80	250	171,10
HERG'S	92-42	532,00	350	184	27	92,1	42	6,4	3,3	108,80	250	171,10
HERG'S	92-50	561,30	378	199	35	92,1	50	6,9	3,4	110,80	400	173,10
HERG'S	120-42	621,90	452	238	27	119,8	42	8,3	4,2	110,80	400	173,10
HERG'S	120-50	651,30	487	256	35	119,8	50	8,9	4,4	112,70	500	175,00
HERG'S	148-42	711,90	553	291	27	147,5	42	10,1	5,2	112,70	500	175,00
HERG'S	148-50	741,20	597	314	35	147,5	50	10,9	5,4	114,60	650	176,90
HERG'S	148-58	764,20	641	337	43	147,5	58	11,6	5,6	114,60	650	176,90
HERG'S	175-42	801,80	652	343	27	175,2	42	12	6,1	114,60	650	176,90
HERG'S	175-50	831,20	705	371	35	175,2	50	12,9	6,4	114,60	650	176,90
HERG'S	175-58	854,10	757	398	43	175,2	58	13,7	6,6	118,80	800	181,10
HERG'S	203-50	883,50	813	428	35	202,9	50	14,9	7,3	118,80	800	181,10
HERG'S	203-58	906,40	873	459	43	202,9	58	15,9	7,7	121,90	900	185,10

▷ Ready Stock

Δt 40K = W Δt 50K x 0,755

^oRadio frequency chronothermostat p.227

STANDARD PRODUCTION

White "sablé" paintwork

Tolerance ± 3mm - Air vent ø 1/8"

MAXIMUM OPERATING PRESSURE 4 BAR

PRODUCTION ON REQUEST

Paintwork to Brem color list

Electric version e.Herg's, p.238


+15%/25%

STANDARD FITTING

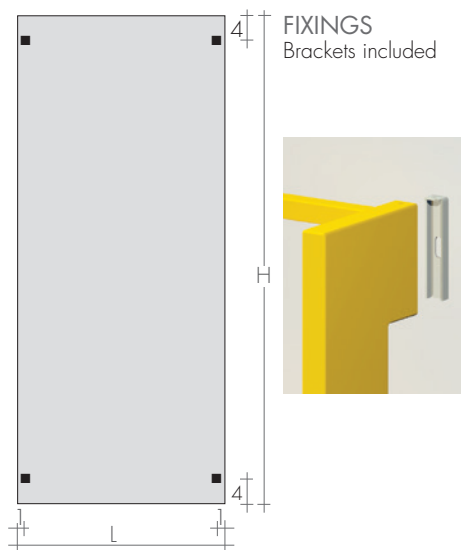
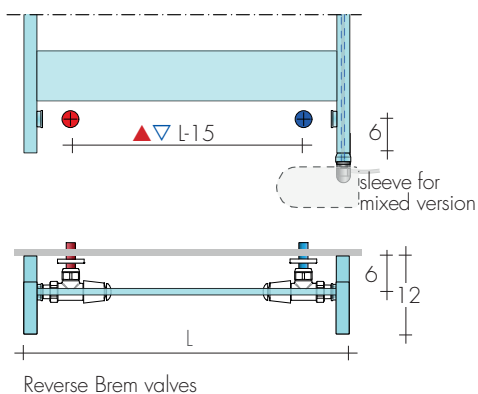
REG ø 1/2"

On request fittings ø3/8"

Special fittings, page 287



TAPPING CENTRES

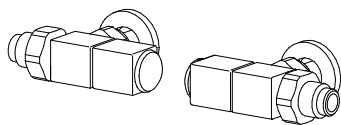


RECOMMENDED VALVES

CHROME PLATED VALVES KIT WITH:

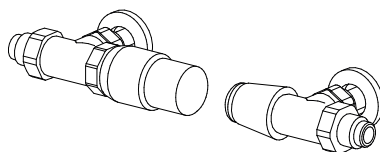
- n°2 Valves with O-ring Tangs
- n°2 Fittings (multilayer ø16, copper ø12,14)
- n°2 Round washers

On request: Polished stainless tube cover
(to be cut to right size) Art. CA18 10,80€



ANGLED MINI VALVES KIT page 278
chrome-plated or white color Art. KMS 107,80€

REMOTE FITTINGS not available



REVERSE QUADRA VALVES KIT
page 279 Art. KQR 156,60€
extra for BREM color list 46,40€

REVERSE TON VALVES KIT with
THERMOSTATIC head Art. KTR 165,50€
REVERSE TON VALVES KIT
page 277 Art. KVR 119,20€

design Luigi Brembilla

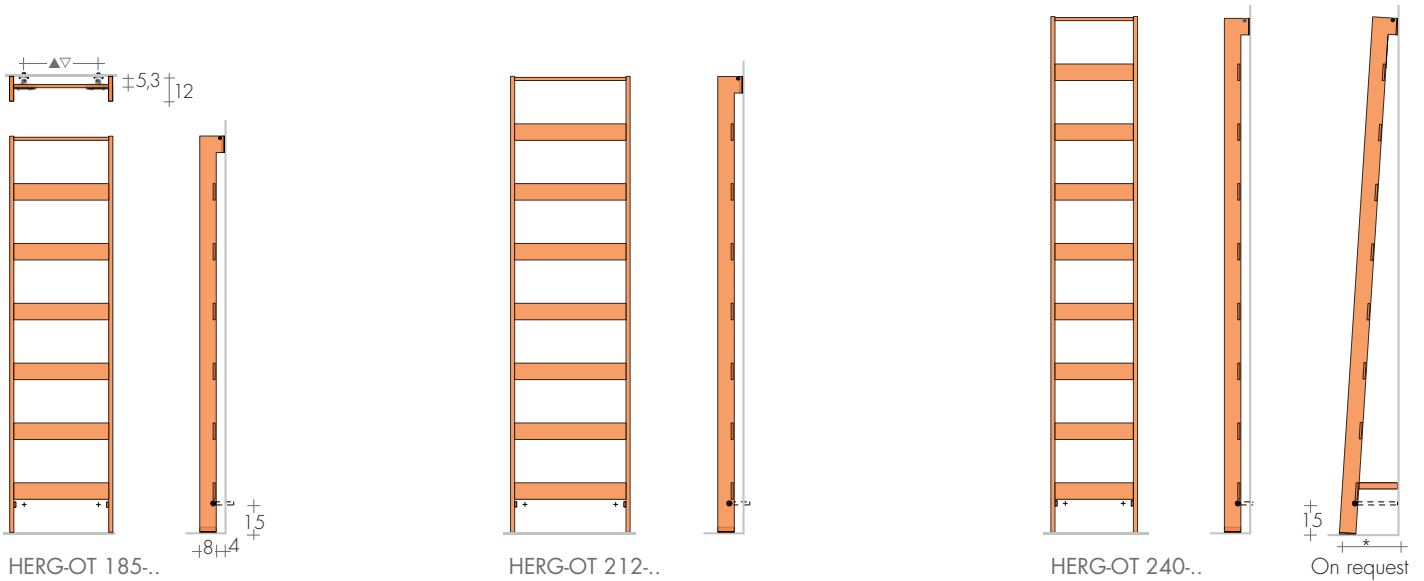
Herg-ÖT recalls the iconic shape of the ladder and can be placed perpendicular

or slightly inclined. The parallel tubes give comfort and warmth to the bathroom and

work as a support for clothing, bathrobes and towels.

DIMENSIONS

Width: 42 / 50 / 58 cm
Height: 184,7 / 212,4 / 240 cm
Depth: 12 cm
Depth from wall: 12 cm



MODEL'21

MODEL'21	H/L cm	white sablé standard €	EN 442		▲ ▼ t.c. cm	Height H (H ₁) cm	Width L cm	Weight M Kg	Volume V dm ³	MIXED version (EHE cl.II) with sleeve and: cable ^o digital thermostat		
			Δt 50 K watt	Δt 30 K watt						€	W	€
HERG-ÖT	185-42	824,20	625	329	27	184	42	11,5	6,0	114,60	650	170,40
HERG-ÖT	185-50	842,50	669	352	35	184	50	12,3	6,3	114,60	650	170,40
HERG-ÖT	185-58	872,40	713	375	43	184	58	13,0	6,5	114,60	650	170,40
HERG-ÖT	212-42	943,20	735	387	27	216	42	13,5	7,1	114,60	650	170,40
HERG-ÖT	212-50	963,30	787	414	35	216	50	14,4	7,3	118,80	800	174,40
HERG-ÖT	212-58	997,20	840	442	43	216	58	15,3	7,6	121,90	900	177,40
HERG-ÖT	240-42	1054,00	845	444	27	248	42	15,6	8,1	118,80	800	174,40
HERG-ÖT	240-50	1075,50	906	476	35	248	50	16,6	8,4	121,90	900	177,40
HERG-ÖT	240-58	1113,10	966	508	43	248	58	17,6	8,7	121,90	900	177,40

On request, ANGLED HERG-ÖT Art. HOI 90,00€

Ready Stock

Δt 40K = W Δt 50K x 0,755

Radio frequency chronothermostat p.227

STANDARD PRODUCTION

White "sablé" paintwork SB9016
Tolerance ± 3mm - Air vent ø 1/8"
MAXIMUM OPERATING PRESSURE 4 BAR

PRODUCTION ON REQUEST

Paintwork to Brem color list
(with colored brackets)
Electric version e.Herg-öt, p.239

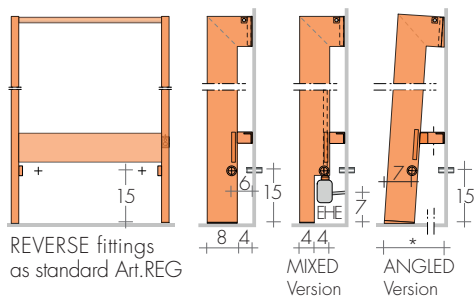
+15/25%

STANDARD FITTING

REG ø 1/2"
On request fittings ø3/8"
Special fittings, page 287



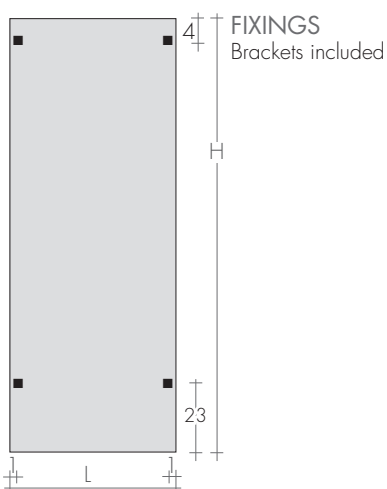
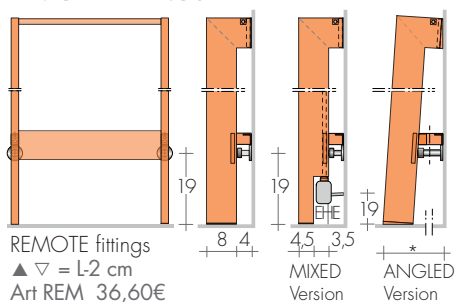
TAPPING CENTRES



*On request:
ANGLED HERGÖT
Art. HOI 90,00€

Herg-öt 185:*24 cm
Herg-öt 212:*26 cm
Herg-öt 240:*28 cm

REMOTE FITTINGS

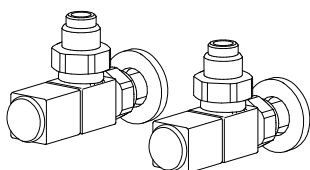


RECOMMENDED VALVES

CHROME PLATED VALVES KIT WITH:

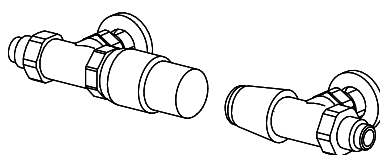
- n°2 Valves with O-ring Tangs
- n°2 Fittings (multilayer ø16, copper ø12,14)
- n°2 Round washers

On request: Polished stainless tube cover
(to be cut to right size) Art. CA18 10,80€




ANGLED QUADRA VALVES KIT
page 279 Art. KQS 156,60€
extra for BREM color list 46,40€

ANGLED MINI VALVES KIT
chrome-plated or white color Art. KMS 107,80€



REVERSE TON VALVES KIT with
THERMOSTATIC head Art. KTR 165,50€
REVERSE TON VALVES KIT
page 277 Art. KVR 119,20€

REMOTE FITTINGS Art. REM 36,60€
Remote fittings at the rear: ▲ ▽ L-2cm



REMOTE VALVES ASSEMBLY KIT p.281 with:
- n°2 Fittings (multilayer ø16, copper ø12,14)

REMOTE QUADRA VALVES ASSEMBLY KIT
Art. KQG 167,70€

REMOTE TON VALVES ASSEMBLY KIT with
THERMOSTATIC head Art. KVG 199,80€



HERGÖT 212-42

SBARRA

PRICE FROM 1.07.2022 **+15%**

design Luigi Brembilla

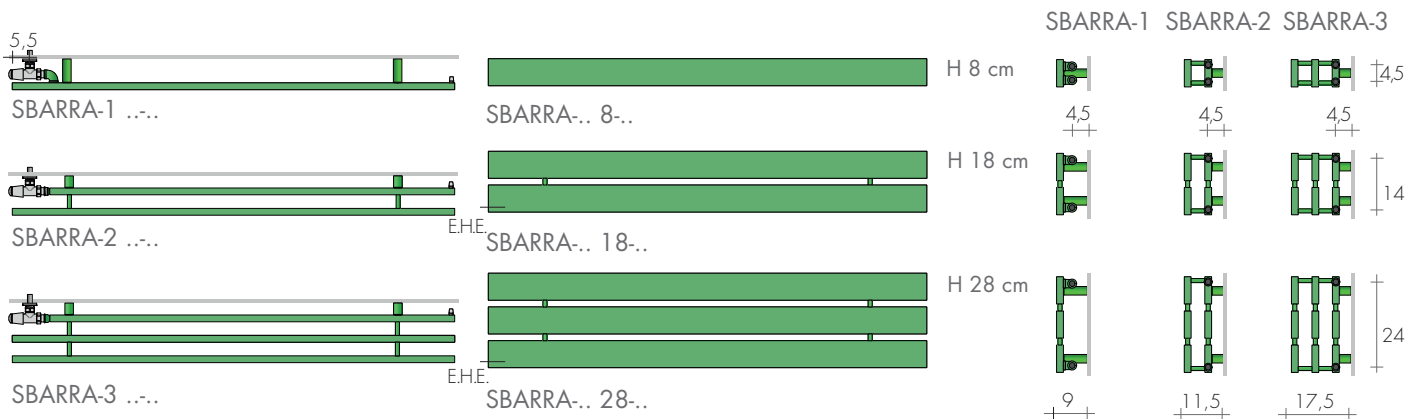
The SBARRA towel heater is ideal when every centimetre must be exploited due to a

lack of space. SBARRA is practical, has high heat output and can be placed wherever

you want. It can fade into the background or, with the use of colour, made to stand out.

DIMENSIONS

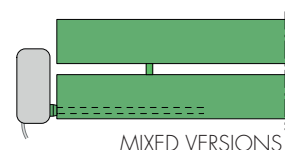
Width: 130 / 160 cm
Height: 8 / 18 / 28 cm
Depth: 5,8/8/14 cm
Depth from wall 9/11,5/17,5 cm



MODEL	HL cm	White sablé standard €	EN 442		▲ ▽ t.c. cm	Height H cm	Width L cm	Depth P cm	Weight M Kg	Volume V dm ³	MIXED version (EHE cl.II) with sleeve and: cable ^o digital thermostat		
			Δt 50 K watt	Δt 30 K watt							€	W	€
SBARRA-1	8-130	359,70	149	79	4,5	8	130	4,6	3,0	1,7	-	-	-
SBARRA-1	18-130	456,00	286	152	14	18	130	4,6	5,9	3,4	108,80	250	171,10
SBARRA-1	28-130	552,40	412	218	24	28	130	4,6	8,9	5,1	110,80	400	173,10
SBARRA-2	8-130	709,40	245	130	4,5	8	130	8	5,9	3,4	108,80	250	171,10
SBARRA-2	18-130	892,10	470	249	14	18	130	8	11,8	6,8	-	-	-
SBARRA-2	28-130	1075,30	675	358	24	28	130	8	17,7	10,2	114,60	650	177,80
SBARRA-3	8-130	1020,00	340	180	4,5	8	130	14	8,9	5,1	110,80	400	174,00
SBARRA-3	18-130	1280,00	653	346	14	18	130	14	17,7	10,2	114,60	650	176,90
SBARRA-3	28-130	1540,20	939	498	24	28	130	14	26,6	15,3	121,90	900	184,20
SBARRA-1	8-160	374,00	184	98	4,5	8	160	4,6	3,6	2,1	-	-	-
SBARRA-1	18-160	470,50	353	187	14	18	160	4,6	7,3	4,2	110,80	400	173,10
SBARRA-1	28-160	566,80	507	269	24	28	160	4,6	10,9	6,3	112,70	500	175,00
SBARRA-2	8-160	723,70	301	160	4,5	8	160	8	7,3	4,2	108,80	250	171,10
SBARRA-2	18-160	906,60	578	306	14	18	160	8	14,5	8,4	114,60	650	176,90
SBARRA-2	28-160	1089,90	831	440	24	28	160	8	21,8	12,6	118,80	800	181,10
SBARRA-3	8-160	1034,50	419	222	4,5	8	160	14	10,9	6,3	110,80	400	173,10
SBARRA-3	18-160	1294,50	804	426	14	18	160	14	21,8	12,6	118,80	800	181,10
SBARRA-3	28-160	1554,80	1156	613	24	28	160	14	32,7	18,8	129,20	1200	191,50

Δt 40K = WΔt 50K x 0,755

^oRadio frequency chronothermostat p.227



STANDARD PRODUCTION

White "sablé" paintwork - Brackets B..
Tolerance ± 3mm - Air vent ø 1/8"
MAXIMUM OPERATING PRESSURE 4 BAR

PRODUCTION ON REQUEST

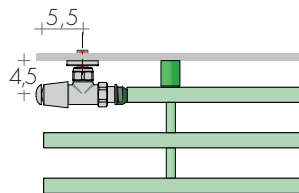
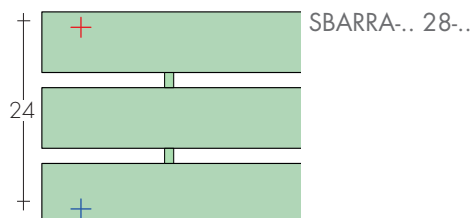
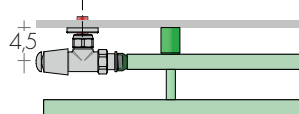
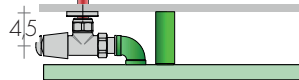
Paintwork to Brem color list with colored brackets B..
+15/25%
Electric version e.Sbarra, page 240

STANDARD FITTING

AC ø 1/2"
On request fittings ø3/8"
Special fittings, page 287



TAPPING CENTRES



FIXINGS

Brackets included



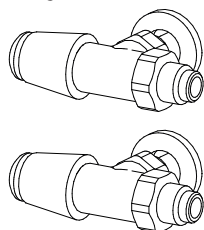
Model	a cm
SBARRA H8	2
SBARRA H18	4
SBARRA H28	4

RECOMMENDED VALVES

CHROME PLATED VALVES KIT WITH:

- n°2 Valves with O-ring Tangs
- n°2 Fittings (multilayer ø16, copper ø12,14)
- n°2 Round washers

On request: Polished stainless tube cover
(to be cut to right size) Art. CA18 10,80€

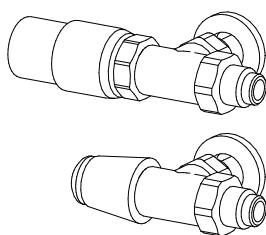


REVERSE TON VALVES KIT page 277
Art. KVR 119,20€



SBARRA-2 18-130

REMOTE FITTINGS Art. REM 36,60€
AC tapping centres standard fitting



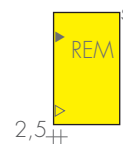
REVERSE TON VALVES KIT with
THERMOSTATIC head Art. KTR 165,50€



REMOTE VALVES ASSEMBLY KIT p. 281 with:
- n°2 Fittings (multilayer ø16, copper ø12,14)

REMOTE QUADRA VALVES ASSEMBLY KIT
Art. KQG 167,70€

REMOTE TON VALVES ASSEMBLY KIT with
THERMOSTATIC head Art. KVT 199,80€



design Luigi Brembilla

In narrow rooms where every cm is important, HOOK perfectly fits the place;

it also gives you the opportunity to hang and to heat the clothes and the bathrobes.

HOOK can be used anywhere in the house and it can also heat the bathroom.

DIMENSIONS

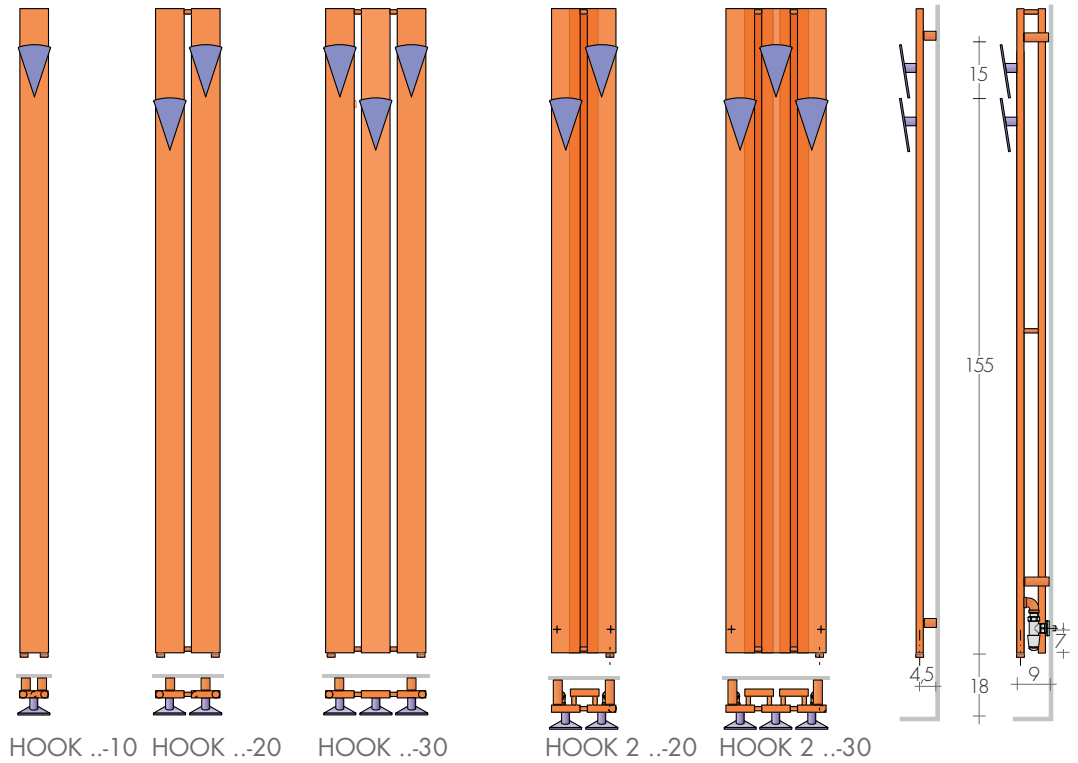
Width: 9 / 19 / 29 cm
 Height: 180 / 210 cm
 Depth: 5,5/9 cm
 Depth from wall: 9,5/13 cm



KNOB: STANDARD COLORS

- white sablé SB 9016
- quartz grey SB 7039
- jet black SB 9005
- same color of radiator

- in one color of Brem color list different from the radiator extra 31,40€



MODEL'21

MODEL'21	HL cm	white sablé standard €	EN 442		▲ ▽ t.c. cm	Height H cm	Width L cm	Depth p cm	Weight M Kg	Volume V dm³	MIXED version (EHE cl.II) with sleeve and: cable ^o digital thermostat		
			Δt 50 K watt	Δt 30 K watt							€	W	€
HOOK	180-10	465,70	197	102	5,5	180	9	6	4,1	2,4	87,90*	250	*150,20
HOOK	180-20	639,20	378	197	15	180	19	6	8,2	4,7	89,90*	400	*152,20
HOOK	180-30	813,00	543	282	25	180	29	6	12,3	7,1	91,80*	500	*154,10
HOOK	210-10	481,00	230	120	5,5	210	9	6	4,8	2,7	87,90*	250	*150,20
HOOK	210-20	654,80	441	229	15	210	19	6	9,5	5,5	89,90*	400	*152,20
HOOK	210-30	828,40	632	329	25	210	29	6	14,3	8,2	93,70*	650	*156,00
HOOK-2	180-20	804,80	511	266	15	180	19	10	12,3	7,1	112,70	500	175,00
HOOK-2	180-30	825,40	650	338	25	180	29	10	20,4	11,8	114,60	650	176,90
HOOK-2	210-20	957,70	595	309	15	210	19	10	14,3	8,2	114,60	650	176,90
HOOK-2	210-30	978,20	850	442	25	210	29	10	23,8	13,7	121,90	900	184,20

▶ Ready Stock

Δt 40K = W Δt 50K x 0,755

*with TR accessory or mixed valve
^oCronothermostat radio, p.227f

KNOB, on demand without extra



Knob model PO



Knob model ARO

STANDARD PRODUCTION

White "sablé" paintwork - Brackets M..
 Tolerance ± 3mm - Air vent ø 1/8"
 MAXIMUM OPERATING PRESSURE 4 BAR

PRODUCTION ON REQUEST

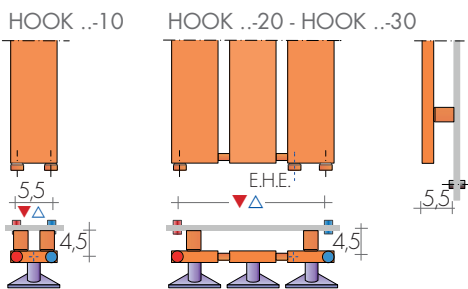
Paintwork to Brem color list +15/25%
 Knobs fixing at different heights without extra
 Electric version e.Hook, page 241

STANDARD FITTING

EG ø 1/2"
 On request fittings ø3/8"
 Special fittings, page 287

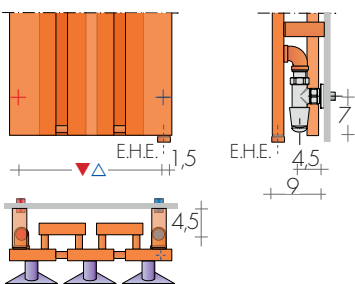


TAPPING CENTRES

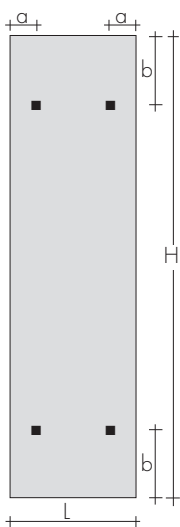


EG ø1/2" fittings as standard
On request, FITTINGS AT THE REAR with 9 cm depth.

HOOK 2...-20 - HOOK 2...-30




Fittings at the rear with reverse valves



FIXINGS
Brackets included

Model	a cm	b cm
HOOK ...-10	1,8	4
HOOK ...-20	4	4
HOOK ...-30	4	4
HOOK2...-20	2,2	20
HOOK2...-30	2,2	20



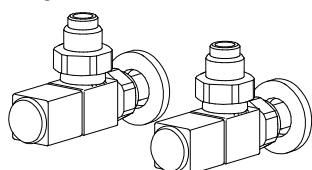
HOOK 180-20

RECOMMENDED VALVES

CHROME PLATED VALVES KIT WITH:

- n°2 Valves with O-ring Tangs
- n°2 Fittings (multilayer ø16, copper ø12,14)
- n°2 Round washers

On request: Polished stainless tube cover
(to be cut to right size) Art. CA18 10,80€

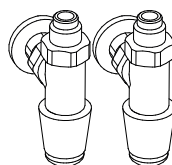


ANGLED QUADRA VALVES KIT page 279
Art. KQS 156,60€

ANGLED TON VALVES KIT with
THERMOSTATIC head Art. KTS 165,50€

VALVES for fittings at the rear Mod. HOOK2..

MOD.
HOOK-2

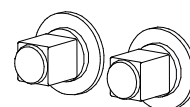


REVERSE TON VALVES KIT page 277
Art. KVR 119,20€

REVERSE TON VALVES KIT with
THERMOSTATIC head Art. KTR 165,50€

REMOTE FITTINGS Art. REM 36,60€

at the rear: ▲▽L - 8cm
(mod. HOOK...-10 ▲▽ 4,1 cm)



2,5± REM

REMOTE VALVES ASSEMBLY KIT p.281 with:
- n°2 Fittings (multilayer ø16, copper ø12,14)

REMOTE QUADRA VALVES ASSEMBLY KIT
Art. KQG 167,70€

REMOTE TON VALVES ASSEMBLY KIT with
THERMOSTATIC head Art. KVGT 199,80€

design Davide Brembilla

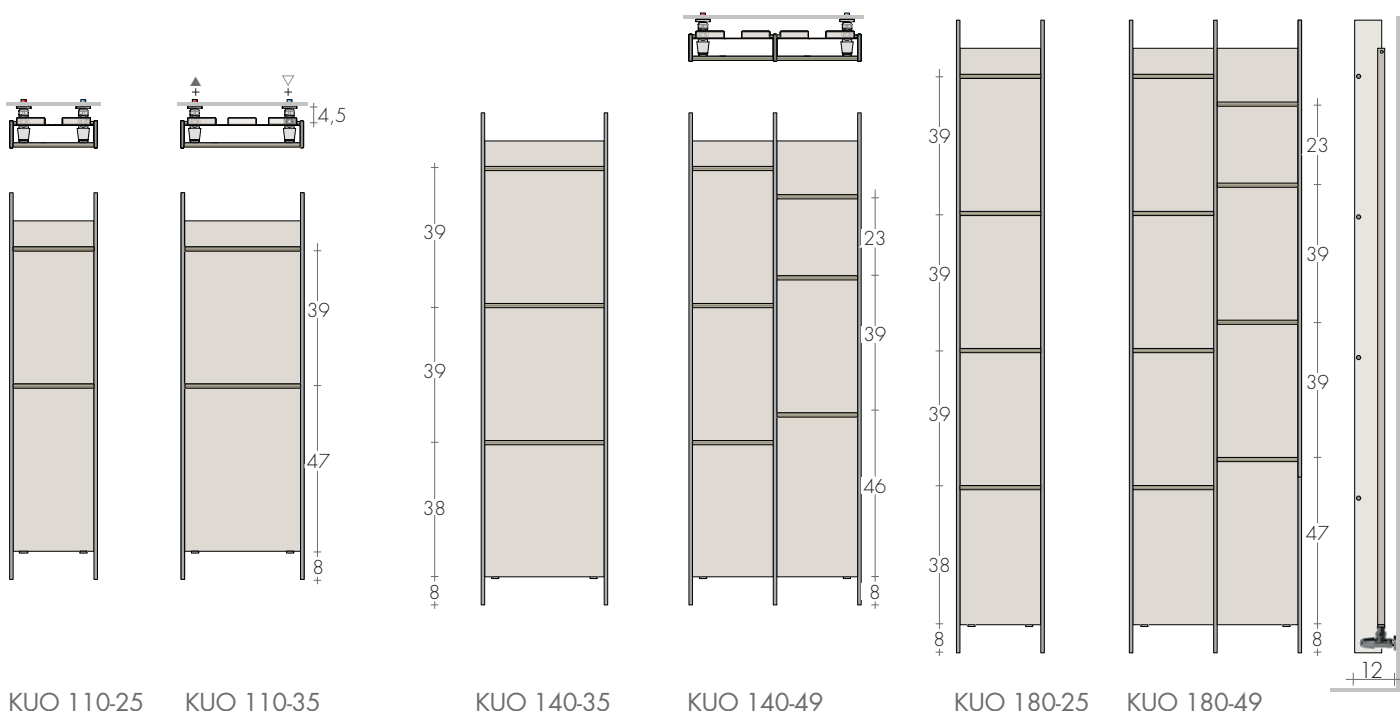
KUO is an original take on Japanese formalism and essential lines.

Its pure form is the result of using a flat plate with vertical elements laid down its

sides to limit the space and give a sense of slimness and vertical continuity.

DIMENSIONS

Width: 25/35/49 cm
Height: 110/140/180 cm
Depth: 8 cm
Depth from wall: 12 cm



KUO 110-25

KUO 110-35

KUO 140-35

KUO 140-49

KUO 180-25

KUO 180-49

MODEL	HL cm	Standard white sablé €	EN 442		▲ ▼ t.c. cm	Height H cm	Width L cm	Weight M Kg	Volume V dm³	MIXED version (EHE cl.II) with sleeve and: cable ^o digital thermostat		
			Δt 50 K watt	Δt 30 K watt						€	W	€
KUO	110-25	489,40	387	204	17	110	25	8,2	3,8	110,80	400	173,10
KUO	110-35	550,50	475	251	27	110	35	10,1	4,5	112,70	500	175,00
KUO	140-25	560,00	501	264	17	140	25	10,6	5,0	112,70	500	175,00
KUO	140-35	642,00	616	325	27	140	35	13,1	5,8	114,60	650	176,90
KUO	140-49	892,30	873	461	41	140	49	18,6	9,1	121,90	900	184,20
KUO	180-25	700,40	652	344	17	180	25	13,8	6,4	114,60	650	176,90
KUO	180-35	839,20	801	423	27	180	35	17,0	7,5	121,90	900	184,20
KUO	180-49	1020,10	1135	599	41	180	49	24,2	11,8	129,20	1200	191,50

Made to measure dimensions, ask for feasibility

Ready Stock

Δt 40K = WΔt 50K x 0,755

^oRadio frequency chronothermostat p.227

STANDARD PRODUCTION

White "sablé" paintwork - Brackets B35
Tolerance ± 3mm - Air vent ø 1/8"
MAXIMUM OPERATING PRESSURE 4 BAR

PRODUCTION ON REQUEST

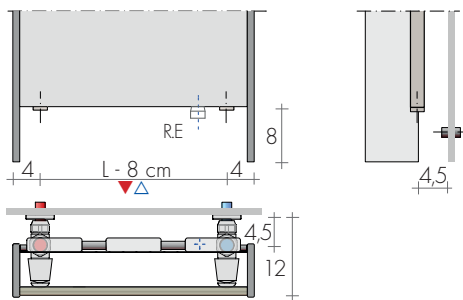
Paintwork to Brem color list with colored brackets B35 +15/25%
Electric version e.Kuo, p.262

STANDARD FITTING

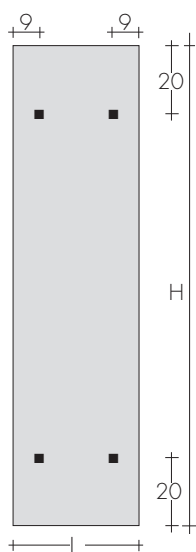
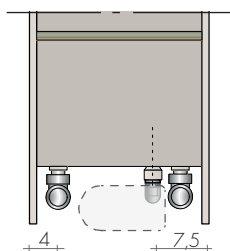
EG ø 1/2"
On request fittings ø3/8"
Special fittings, p. 287



TAPPING CENTRES



MIXED VERSIONS



FIXINGS
Brackets included



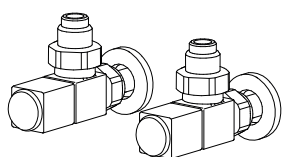
KUO 180-25

RECOMMENDED VALVES

CHROME PLATED VALVES KIT WITH:

- n°2 Valves with O-ring Tangs
- n°2 Fittings (multilayer ø16, copper ø12,14)
- n°2 Round washers

On request: Polished stainless tube cover
(to be cut to right size) Art. CA18 10,80€

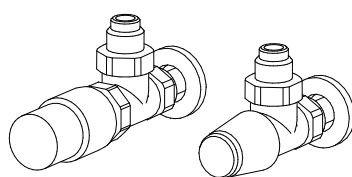


ANGLED QUADRA VALVES KIT

page 279 Art. KQS 156,60€
extra for BREM color list 46,40€

ANGLED MINI VALVES KIT

chrome-plated or white color Art. KMS 107,80€



ANGLED TON VALVES KIT with THERMOSTATIC head

Art. KTS 165,50€

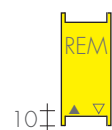
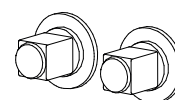
ANGLED TON VALVES KIT

page 277 Art. KLS 119,20€

REMOTE FITTINGS

Art. REM 36,60€

Remote fittings at the rear: ▲▽L - 8cm



REMOTE VALVES ASSEMBLY KIT p.281 with:
- n°2 Fittings (multilayer ø16, copper ø12,14)

REMOTE QUADRA VALVES ASSEMBLY KIT

Art. KQG 167,70€

REMOTE TON VALVES ASSEMBLY KIT with THERMOSTATIC head

Art. KVGT 199,80€

CrossFRAME INDEX

RADIATORS WITH FRAMES

RADIATORS COLLECTION

	page
CROSS-Q	44
CROSS-G	46
CROSS-V	50

TOWEL HEATERS COLLECTION

	page
CROSS	52
CROSS DIVIS	54
CROSS-Q	58
CROSS-CROM	60
CROSS-FO/BIC	62/64
CROSS-R/RV	68/70
FREE	72
ESSEN	74
QUAR	76
PIT	78
ASYM	80
ALIS	82
KORE/CROM	84/86
TRAP	88
VISION	90
ZOOM	92



CROSS-Q WITH OVERLAPPING SQUARES

PRICE FROM 1.07.2022 **+15%**

Large, variously assembled, rectangular tubes are used to produce CROSS-Q.

Innovative radiators thanks to 90° corners and strong geometric shapes (squares and

rectangles) sitting on top of each other.

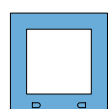
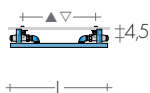
DIMENSIONS

Width: 48/56/64/100/116 cm

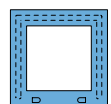
Height: 48/56/64/184/208/224/228 cm

Depth: 6 cm

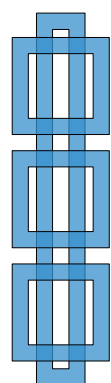
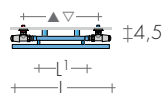
Depth from wall: 9,5 cm



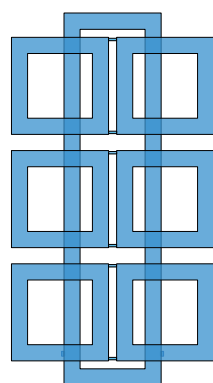
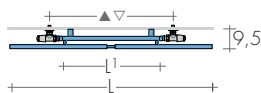
CROSS-Q 48-48
CROSS-Q 56-56
CROSS-Q 64-64



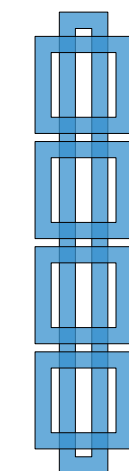
CROSS-QP 48-48
CROSS-QP 56-56
CROSS-QP 64-64



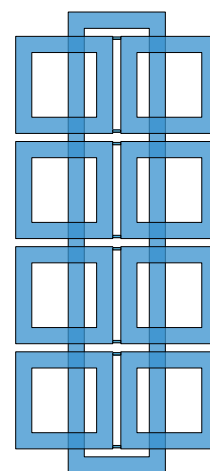
CROSS-Q 184-48
CROSS-Q 208-56
CROSS-Q 224-64



CROSS-Q 184-100
CROSS-Q 208-116



CROSS-Q 228-48



CROSS-Q 228-100



MODEL	H/L cm	white sablé standard €	EN 442		▲ ▽ t.c. cm	Height H (Hi) cm	Width L (Li) cm	Weight M Kg	Volume V dm³	MIXED version (EHE cl.II) with sleeve and: cable ^o digital thermostat		
			Δt 50 K watt	Δt 30 K watt						€	W	€
CROSS-Q 48-48	48-48	312,40	176	95	34	48	48	3,5	2,1	-	-	-
CROSS-QP 48-48	48-48	404,00	272	147	34	48	48	5,7	3,2	108,80	250	171,10
CROSS-Q 56-56	56-56	343,60	211	114	42	56	56	4,1	2,5	108,80	250	171,10
CROSS-QP 56-56	56-56	438,10	326	176	42	56	56	6,9	3,9	110,80	400	173,10
CROSS-Q 64-64	64-64	365,20	246	133	50	64	64	4,8	2,9	108,80	250	171,10
CROSS-QP 64-64	64-64	458,90	381	206	50	64	64	8,1	4,5	110,80	400	173,10
CROSS-Q 184-48	184-48	1085,10	890	470	37	184 (160)	48 (24)	18,7	11,3	121,90	900	177,40
CROSS-Q 184-100	184-100	1766,00	1442	761	61	184 (160)	100 (48)	30,2	18,3	138,60	1500	184,20
CROSS-Q 208-56	208-56	1138,40	1055	557	37	208 (184)	56 (24)	22,1	13,4	-	-	-
CROSS-Q 208-116	208-116	1859,60	1689	892	61	208 (184)	116 (48)	35,4	21,5	138,60	1500	200,90
CROSS-Q 224-64	224-64	1192,60	1203	635	37	224 (200)	64 (24)	25,2	15,3	129,20	1200	191,50
CROSS-Q 228-48	228-48	1308,00	1119	593	37	228 (204)	48 (24)	24,0	14,6	129,20	1200	191,50
CROSS-Q 228-100	228-100	2208,90	1818	964	61	228 (204)	100 (48)	39,1	23,7	-	-	-

► Ready Stock

Δt 40K = W Δt 50K x 0,755

^oRadio frequency chronothermostat p.227

STANDARD PRODUCTION

White "sablé" paintwork - B.. brackets

Tolerance ± 3mm - Air vent ø 1/8"

MAXIMUM OPERATING PRESSURE 4 BAR

PRODUCTION ON REQUEST

Paintwork to Brem color list with colored

brackets B.. +15/25%

Electric version e.Cross-Q, p.232

STANDARD FITTING

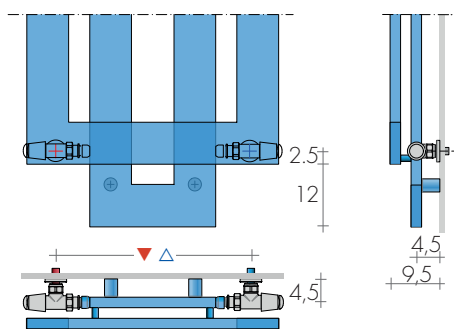
REG ø 1/2"

On request fitting ø3/8"

Special fittings, page 286



TAPPING CENTRES



TECHNICAL DATA and brackets position p.66

FIXINGS

Brackets included:
B35 for CROSS-Q
B15 for CROSS-QP



CROSS-Q 184-100

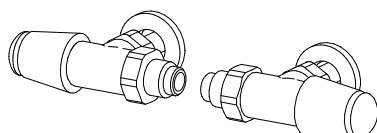
RECOMMENDED VALVES

as standard at the rear of the radiator

CHROME PLATED VALVES KIT WITH:

- n°2 Valves with O-ring Tangs
- n°2 Fittings (multilayer ø16, copper ø12,14)
- n°2 Round washers

On request: Polished stainless tube cover
(to be cut to right size) Art. CA18 10,80€

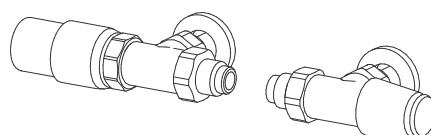


REVERSE TON VALVES KIT
page 277

Art. KVR 119,20€

QUADRA COLORED VALVES

page 279



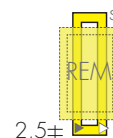
REVERSE TON VALVES KIT with
THERMOSTATIC head

Art. KTR 165,50€

REMOTE FITTINGS

Art. REM 36,60€

tapping centres ▲ ▽ L¹ - 6cm



REMOTE VALVES ASSEMBLY KIT p. 281 with:
- n°2 Fittings (multilayer ø16, copper ø12,14)

REMOTE TON VALVES ASSEMBLY KIT

Art. KVG 153,60€

REMOTE TON VALVES ASSEMBLY KIT with
THERMOSTATIC head Art. KVG T 199,80€

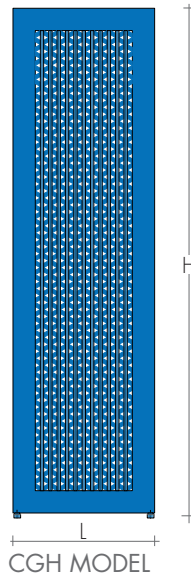

CROSS-G radiator, only 2 cm of depth, consists of a large rectangular frame,

elegant and protagonist, enriched by vertical tubes and thin steel strips, to obtain

high yields. Its particular design makes it suitable to be used in every room.


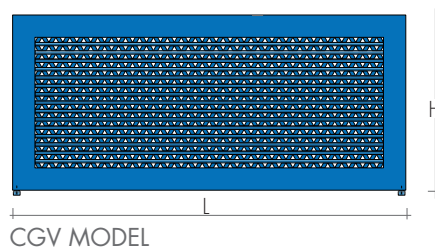

CGH MODEL with vertical radiating tubes

Heights: from 51 to 241 cm
 Lengths: from 27 to 99 cm
 Depth: 2 cm
 Depth from wall: 5,5 cm



CGV MODEL with horizontal radiating tubes

Heights: from 27 to 99 cm
 Lengths: from 51 to 221 cm
 Depth: 2 cm
 Depth from wall: 5,5 cm



STANDARD PRODUCTION

White "sablé" paintwork - Brackets B35
 Tolerance ± 3 mm - Air vent $\varnothing 1/8"$
 MAXIMUM OPERATING PRESSURE 4 BAR

PRODUCTION ON REQUEST

Paintwork to Brem color list with
 colored B35 brackets +15/25%
 Electric version, on request

STANDARD FITTING

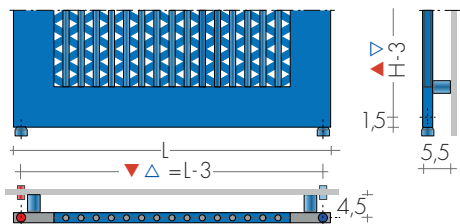
EG $\varnothing 1/2"$
 On request fitting $\varnothing 3/8"$
 Special fittings, page 286



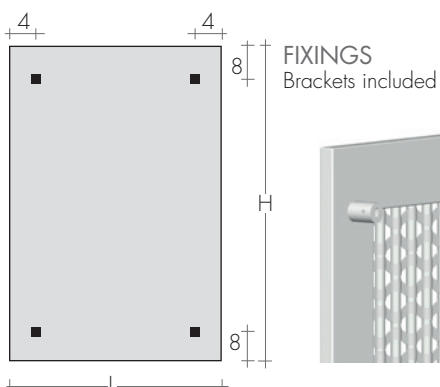
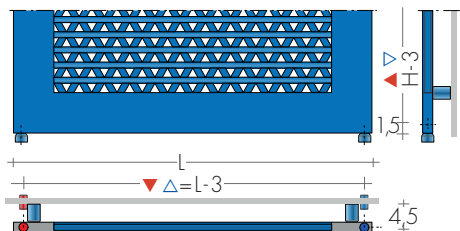
TAPPING CENTRES

EG vertical fittings as standard
Side fittings on request without extra

CGH MODEL



CGV MODEL



CROSS-CGH 181-51

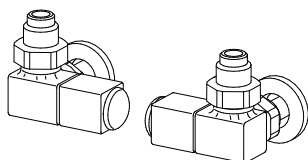
CrossFRAME

RECOMMENDED VALVES

CHROME PLATED VALVES KIT WITH:

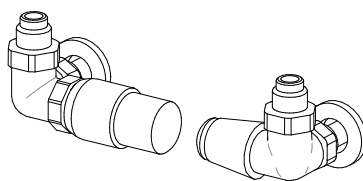
- n°2 Valves with O-ring Tangs
- n°2 Fittings (multilayer ø16, copper ø12,14)
- n°2 Round washers

On request: Polished stainless tube cover
(to be cut to right size) Art. CA18 10,80€



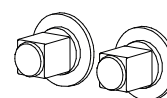
SIDE control QUADRA VALVES KIT
page 279 Art. KQL 166,30€
BREM color list extra 46,40€

ANGLED MINI VALVES KIT
chrome-plated or white color Art. KMS 107,80€



SIDE control TON VALVES KIT with
THERMOSTATIC head Art. KTL 177,10€
SIDE control TON VALVES KIT
pag.277 Art. KVL 130,90€

REMOTE FITTINGS Art. REM 36,60€
Remote fittings at the rear: ▲▽L - 6cm



2,5 ± ▲▽

REMOTE VALVES ASSEMBLY KIT p. 281 with:
- n°2 Fittings (multilayer ø16, copper ø12,14)

REMOTE QUADRA VALVES ASSEMBLY KIT
Art. KQG 167,70€

REMOTE TON VALVES ASSEMBLY KIT with
THERMOSTATIC head Art. KVGT 199,80€



CROSS - CGH

PRICE FROM 1.07.2022 **+15%**

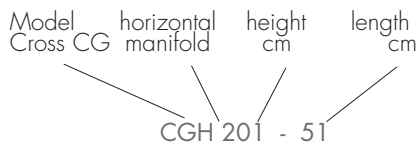
EN 442 Watt Δt 50K (Δt 40K = $W \times 0,755$) - (Δt 30K = $W \times 0,526$)

MOD.	H cm	L cm	Lengths/Longueurs												
			27	33	39	45	51	57	63	69	75	81	87	93	99
	▲▼ cm		24	30	36	42	48	54	60	66	72	78	84	90	96
CGH 51	€	499,70 170w	547,10 205w	594,50 240w	641,90 275w	689,20 310w	736,60 345w	784,00 380w	831,40 415w	878,80 450w	926,10 485w	973,50 520w	1020,90 555w	1068,30 590w	
CGH 71	€	556,00 234w	603,30 281w	650,70 329w	698,10 376w	745,50 424w	792,80 471w	840,20 518w	887,60 566w	935,00 613w	982,40 661w	1029,70 708w	1077,10 755w	1124,50 803w	
CGH 91	€	612,20 297w	659,60 357w	706,90 417w	754,30 477w	801,70 537w	849,10 597w	896,40 656w	943,80 716w	991,20 776w	1038,60 836w	1086,00 896w	1133,30 956w	1180,70 1016w	
CGH 161	€	809,00 519w	856,40 623w	903,70 726w	951,10 830w	998,50 933w	1045,90 1036w	1093,20 1140w	1140,60 1243w	1188,00 1347w	1235,40 1450w	1282,70 1554w	1330,10 1657w	1377,50 1760w	
CGH 181	€	865,20 583w	912,60 699w	960,00 814w	1007,30 930w	1054,70 1046w	1102,10 1162w	1149,50 1278w	1196,80 1394w	1244,20 1510w	1291,60 1626w	1339,00 1741w	1386,30 1857w	1433,70 1973w	
CGH 191	€	893,30 614w	940,70 736w	988,10 859w	1035,40 981w	1082,80 1103w	1130,20 1225w	1177,60 1347w	1224,90 1469w	1272,30 1591w	1319,70 1713w	1367,10 1835w	1414,40 1957w	1461,80 2080w	
CGH 201	€	921,40 646w	968,80 774w	1016,20 903w	1063,60 1031w	1110,90 1159w	1158,30 1288w	1205,70 1416w	1253,10 1544w	1300,40 1673w	1347,80 1801w	1395,20 1929w	1442,60 2058w	1489,90 2186w	
CGH 211	€	949,50 678w	996,90 812w	1044,30 947w	1091,70 1081w	1139,00 1216w	1186,40 1351w	1233,80 1485w	1281,20 1620w	1328,50 1754w	1375,90 1889w	1423,30 2023w	1470,70 2158w	1518,00 2292w	
CGH 221	€	977,60 710w	1025,00 850w	1072,40 991w	1119,80 1132w	1167,20 1273w	1214,50 1413w	1261,90 1554w	1309,30 1695w	1356,70 1836w	1404,00 1976w	1451,40 2117w	1498,80 2258w	1546,20 2399w	
CGH 231	€	1005,80 741w	1053,10 888w	1100,50 1035w	1147,90 1182w	1195,30 1329w	1242,60 1476w	1290,00 1623w	1337,40 1770w	1384,80 1917w	1432,10 2064w	1479,50 2211w	1526,90 2358w	1574,30 2505w	
CGH 241	€	1033,90 773w	1081,20 926w	1128,60 1079w	1176,00 1233w	1223,40 1386w	1270,80 1539w	1318,10 1692w	1365,50 1845w	1412,90 1999w	1460,30 2152w	1507,60 2305w	1555,00 2458w	1602,40 2611w	

Δt different from 50 K: consult Technical data Brem

HOW TO ORDER

State: model, height and width in cm; connection and color if different from standard.
eg.: CGH 181 - 39, EG \varnothing 3/8", SB 5002




PRODUCTION ON REQUEST

Thermal output and prices can be obtained by interpolation:

- length of manifolds every 3 cm
- height of radiating tubes every 10 cm

Made-to-measure (± 3 mm)

Sizes over 3 m: price on request
Height every 5 cm: increased size +10%



CGH


DOUBLE VERSION CGDH
by joining two CGH radiators

Standard EG fitting (delivery and return at front), B15 brackets.

Thermal output CGDH: single radiator x 1,65

PRICE CGDH

CGH x 2 + 116,00€



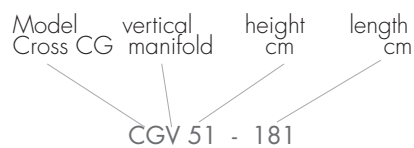
CROSS - CGV

PRICE FROM 1.07.2022 **+15%**

EN 442 Watt Δt 50K (Δt 40K = Wx0,755) - (Δt 30K = Wx0,526)

MOD.	L cm ▲ ▽ cm	Lengths/Longueurs									
		51	71	91	101	121	141	161	181	201	221
CGV 27	€	499,70 176w	556,00 241w	612,20 306w	640,30 339w	696,50 404w	752,80 470w	809,00 535w	865,20 600w	921,40 666w	977,60 731w
CGV 33	€	547,10 212w	603,30 290w	659,60 368w	687,70 407w	743,90 485w	800,10 563w	856,40 641w	912,60 720w	968,80 798w	1025,00 876w
CGV 39	€	594,50 248w	650,70 339w	706,90 430w	735,10 475w	791,30 566w	847,50 657w	903,70 748w	960,00 839w	1016,20 930w	1072,40 1021w
CGV 45	€	641,90 284w	698,10 387w	754,30 491w	782,40 543w	838,70 647w	894,90 751w	951,10 854w	1007,30 958w	1063,60 1062w	1119,80 1166w
CGV 51	€	689,20 320w	745,50 436w	801,70 553w	829,80 611w	886,00 728w	942,30 844w	998,50 961w	1054,70 1078w	1110,90 1194w	1167,20 1311w
CGV 57	€	736,60 356w	792,80 485w	849,10 615w	877,20 679w	933,40 809w	989,60 938w	1045,90 1067w	1102,10 1197w	1158,30 1326w	1214,50 1456w
CGV 63	€	784,00 392w	840,20 534w	896,40 676w	924,60 747w	980,80 890w	1037,00 1032w	1093,20 1174w	1149,50 1316w	1205,70 1458w	1261,90 1601w
CGV 69	€	831,40 428w	887,60 583w	943,80 738w	971,90 815w	1028,20 970w	1084,40 1125w	1140,60 1281w	1196,80 1436w	1253,10 1591w	1309,30 1746w
CGV 75	€	878,80 464w	935,00 632w	991,20 799w	1019,30 883w	1075,50 1051w	1131,80 1219w	1188,00 1387w	1244,20 1555w	1300,40 1723w	1356,70 1891w
CGV 81	€	926,10 500w	982,40 680w	1038,60 861w	1066,70 952w	1122,90 1132w	1179,10 1313w	1235,40 1494w	1291,60 1674w	1347,80 1855w	1404,00 2036w
CGV 87	€	973,50 536w	1029,70 729w	1086,00 923w	1114,10 1020w	1170,30 1213w	1226,50 1407w	1282,70 1600w	1339,00 1794w	1395,20 1987w	1451,40 2181w
CGV 93	€	1020,90 572w	1077,10 778w	1133,30 984w	1161,40 1088w	1217,70 1294w	1273,90 1500w	1330,10 1707w	1386,30 1913w	1442,60 2119w	1498,80 2326w
CGV 99	€	1068,30 608w	1124,50 827w	1180,70 1046w	1208,80 1156w	1265,00 1375w	1321,30 1594w	1377,50 1813w	1433,70 2032w	1489,90 2251w	1546,20 2471w

Δt different from 50 K: consult Technical data Brem




PRODUCTION ON REQUEST

Thermal output and prices can be obtained by interpolation:

- height of manifolds every 3 cm
- length of radiating tubes every 10 cm

Made-to-measure (± 3 mm)

Sizes over 3 m: price on request
Height every 5 cm: increased size +10%



CGV



DOUBLE VERSION CGDV

by joining two Cross-CGV radiators

Standard EG fitting (delivery and return at front), B15 brackets

Thermal output CGDV: single radiator x1,65

PRICE CGDV

CGV x 2 + 116,00€

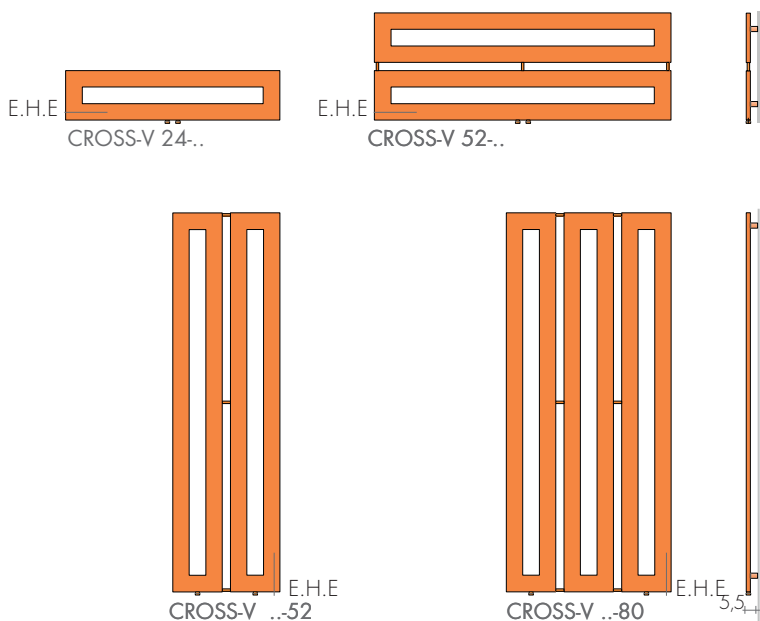
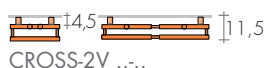
Large, variously assembled, rectangular tubes are used to produce an innovative

radiator. CROSS-V represents absolute linearity: a simple or a double rectangle to

complete and add the variegated CROSS-Q solutions.

DIMENSIONS

Width 24/52/80/104/144 cm
 Height 24/52/184/208/224 cm
 Depth 2/8 cm
 Depth from wall 5,5/11,5 cm



MODEL	H/L cm	white sablé standard €	EN 442		▲ ▽ t.c. cm	Height H cm	Width L cm	Depth p cm	Weight M Kg	Volume V dm³	MIXED version (EHE cl.II) with sleeve and: digital thermostat		
			Δt 50 K watt	Δt 30 K watt							€	W	€
CROSS-V 24-104	24-104	397,00	246	130	5	24	104	2	6,6	2,9	108,80	250	171,10
CROSS-V 24-144	24-144	501,40	334	176	5	24	144	2	9,6	4,0	110,80	400	173,10
CROSS-V 52-104	52-104	497,30	493	260	5	52	104	2	13,2	5,8	112,70	500	175,00
CROSS-V 52-144	52-144	639,50	669	353	5	52	144	2	9,7	8,0	114,60	650	176,90
CROSS-2V 24-104	24-104	756,00	429	226	5	24	104	8	13,1	5,9	110,80	400	173,10
CROSS-2V 24-144	24-144	968,50	582	307	5	24	144	8	19,2	8,0	114,60	650	176,90
CROSS-2V 52-104	52-104	944,80	857	452	5	52	104	8	26,4	11,6	121,90	900	184,20
CROSS-2V 52-144	52-144	1214,90	1164	614	5	52	144	8	8,3	16,0	129,20	1200	191,50
CROSS-V 184-24	184-24	481,40	422	223	5	184	24	2	16,6	5,0	110,80	400	166,60
CROSS-V 184-52	184-52	877,20	845	446	28	184	52	2	24,9	10,1	118,80	800	181,10
CROSS-V 184-80	184-80	1213,50	1267	669	56	184	80	2	9,3	15,1	129,20	1200	191,50
CROSS-V 208-24	208-24	502,10	475	251	5	208	24	2	18,7	5,7	112,70	500	175,00
CROSS-V 208-52	208-52	904,70	950	501	28	208	52	2	28,0	11,3	121,90	900	184,20
CROSS-V 208-80	208-80	1252,60	1426	752	56	208	80	2	10,0	17,0	138,60	1500	193,60
CROSS-V 224-24	224-24	520,00	510	269	5	224	24	2	20,0	6,1	112,70	500	175,00
CROSS-V 224-52	224-52	926,80	1021	539	28	224	52	2	30,0	12,1	121,90	900	184,20
CROSS-V 224-80	224-80	1300,30	1531	808	56	224	80	2	16,6	18,3	138,60	1500	200,90
CROSS-2V 184-24	184-24	914,80	735	388	5	184	24	8	33,2	10,0	118,80	800	176,90
CROSS-2V 184-52	184-52	1666,90	1470	776	28	184	52	8	18,6	20,2	138,60	1500	200,90
CROSS-2V 208-24	208-24	954,10	827	436	5	208	24	8	37,4	11,4	118,80	800	181,10
CROSS-2V 208-52	208-52	1719,00	1654	873	28	208	52	8	20,0	22,6	138,60	1500	200,90
CROSS-2V 224-24	224-24	988,00	888	469	5	224	24	8	40,0	12,2	121,90	900	184,20
CROSS-2V 224-52	224-52	1760,90	1776	937	28	224	52	8	40,0	24,2	138,60	1500	200,90

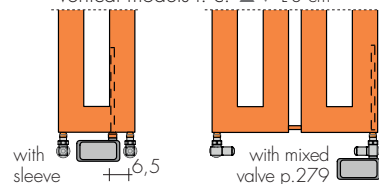
► Ready Stock

Δt 40K = W Δt 50K x 0,755

◊ Radio frequency chronothermostat p.227

MIXED VERSIONS

Vertical models t. c. ▲ ▽ L-3 cm



STANDARD PRODUCTION

White "sablé" paintwork - B35 brackets
 Tolerance ± 3mm - Air vent ø 1/8"
 MAXIMUM OPERATING PRESSURE 4 BAR

PRODUCTION ON REQUEST

Paintwork to Brem color list with
 colored B35 brackets +15/25%
 Electric version e.Cross-V, p.233

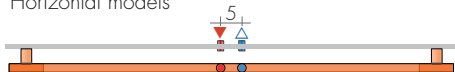
STANDARD FITTING

EG ø 1/2"
 On request fitting ø 3/8"
 Special fittings, page 286

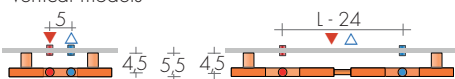


TAPPING CENTRES

Horizontal models

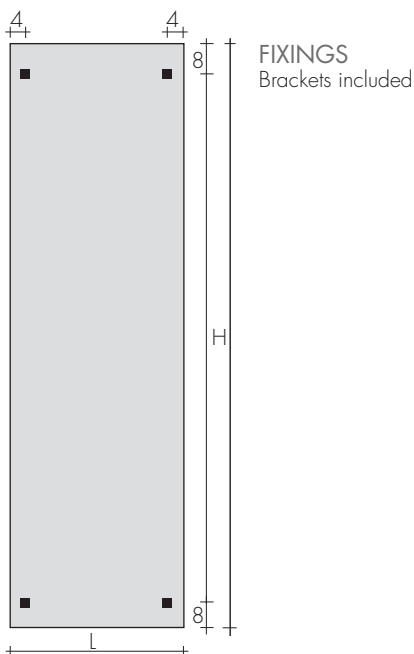


Vertical models



FITTINGS AT THE REAR $\varnothing 1/2$

On request, fittings at the rear with reverse valves:
 ▲ ▽ L-14cm extra Art. REG 75,50€
 Models with L 24cm: ▲ ▽ L-17cm and 2cm protrusion of valves

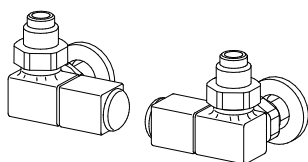


RECOMMENDED VALVES

CHROME PLATED VALVES KIT WITH:

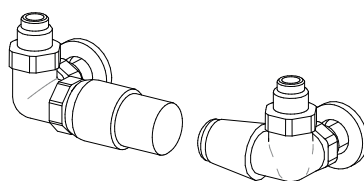
- n°2 Valves with O-ring Tangs
- n°2 Fittings (multilayer $\varnothing 16$, copper $\varnothing 12,14$)
- n°2 Round washers

On request: Polished stainless tube cover (to be cut to right size) Art. CA18 10,80€




SIDE control QUADRA VALVES KIT page 279 Art. KQL 166,30€
 BREM color list extra 46,40€

ANGLED MINI VALVES KIT page 278 chrome-plated or white color Art. KMS 107,80€



SIDE CONTROL TON VALVES KIT with right THERMOSTATIC head Art. KTL 177,10€
 Left thermostatic head for length = 24cm Art. KTDL
 SIDE CONTROL TON VALVES KIT pag.277 Art. KVL 130,90€

REMOTE FITTINGS Art. REM 36,60€
 Remote fittings at the rear: ▲ ▽ L - 6cm



Art. REM 2,5±

REMOTE VALVES ASSEMBLY KIT p. 281 with: - n°2 Fittings (multilayer $\varnothing 16$, copper $\varnothing 12,14$)

REMOTE QUADRA VALVES ASSEMBLY KIT Art. KQG 167,70€

REMOTE TON VALVES ASSEMBLY KIT with THERMOSTATIC head Art. KVGT 199,80€



CROSS WITH CROSSED SQUARES

PRICE FROM 1.07.2022 **+15%**

design Luigi Brebbia

Interwoven squares and rectangles to create a radiator with an unusual look.

Can be used as a towelheater, or simply a decorative feature in any room.

The geometric shapes can be multiplied at will, always resulting in a harmonious whole.

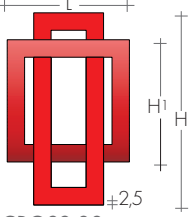
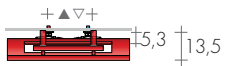
DIMENSIONS

Width: 48/56/64/88/96/120/128/152/168 cm

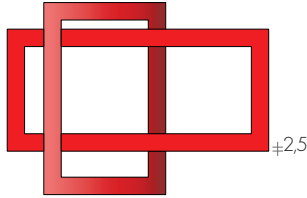
Height: 48/56/64/88/128/152/168/184 cm

Depth: 11 cm

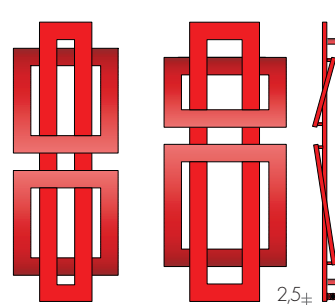
Depth from wall: 13,5 cm




CROSS 88 -...




CROSS 88-120



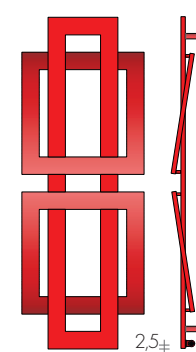
CROSS 128-48 CROSS 128-56



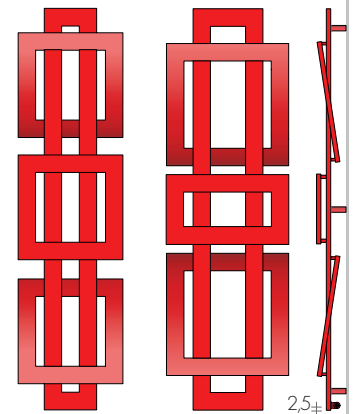
4,5 ±
CROSS 48-88
CROSS 56-88
CROSS 64-96



4,5 ±
CROSS 48-128 / 56-152 / 64-168



2,5 ±
CROSS 152/168..



2,5 ±
CROSS 184-48 CROSS 184-..

MODEL	H-L cm	white sablé standard €	EN 442		▲ ▽ t.c. cm	Height H (H ₁) cm	Width L (L ₁) cm	Weight M Kg	Volume V dm ³	MIXED version (EHE cl.II) with sleeve and: cable ^o digital thermostat		
			Δt 50 K watt	Δt 30 K watt						€	W	€
CROSS 48-88	48-88	636,20	▶ 394	208	74	48 (24)	88	7,9	4,8	110,80	400	173,10
CROSS 48-128	48-128	883,20	▶ 635	335	114	48 (24)	128	12,8	7,7	114,60	650	176,90
CROSS 56-88	56-88	662,40	▶ 429	227	74	56 (32)	88	8,6	5,2	110,80	400	173,10
CROSS 56-152	56-152	957,40	▶ 772	408	138	56 (32)	152	15,6	9,4	118,80	800	181,10
CROSS 64-96	64-96	718,50	▶ 480	253	82	64 (32)	96	9,7	5,9	112,70	500	175,00
CROSS 64-168	64-168	1001,50	▶ 892	471	154	64 (32)	168	17,6	10,7	121,90	900	177,40
CROSS 88-48	88-48	624,40	▶ 394	208	19	88	48 (24)	7,9	4,8	110,80	400	173,10
CROSS 88-56	88-56	649,90	▶ 429	227	19	88	56 (32)	8,6	5,2	110,80	400	173,10
CROSS 88-120	88-120	778,10	▶ 617	327	106	88	120 (56)	12,4	7,5	114,60	650	176,90
CROSS 128-48	128-48	876,40	▶ 623	329	19	128	48 (24)	12,8	7,7	114,60	650	176,90
CROSS 128-56	128-56	914,80	▶ 656	346	19	128	56 (32)	13,5	8,2	114,60	650	176,90
CROSS 152-48	152-48	921,50	▶ 673	355	19	152	48 (24)	13,8	8,4	114,60	650	176,90
CROSS 152-56	152-56	949,20	▶ 757	400	19	152	56 (32)	15,6	9,4	118,80	800	181,10
CROSS 168-64	168-64	1014,40	▶ 875	462	19	168	64 (32)	18,7	11,3	121,90	900	184,20
CROSS 184-48	184-48	1139,30	▶ 890	470	19	184	48 (24)	18,7	11,3	121,90	900	184,20
CROSS 184-56	184-56	1188,20	▶ 956	505	19	184	56 (32)	20,0	12,1	121,90	900	184,20
CROSS 184-64	184-64	1238,50	▶ 1038	548	19	184	64 (32)	21,8	13,2	121,90	900	184,20

▶ Ready Stock

(Δt 40K = W Δt 50Kx0,755)

^oRadio frequency chronothermostat p.227

STANDARD PRODUCTION

White "sablé" paintwork - B70 brackets

Tolerance ± 3mm - Air vent ø 1/8"

MAXIMUM OPERATING PRESSURE 4 BAR

PRODUCTION ON REQUEST

Paintwork to Brem color list with

colored B70 brackets

Electric versions e.Cross, p.242

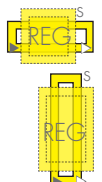
+1.5/25%

STANDARD FITTING

REG ø 1/2"

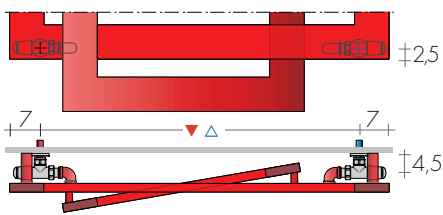
On request fitting ø 3/8"

Special fittings, page 287

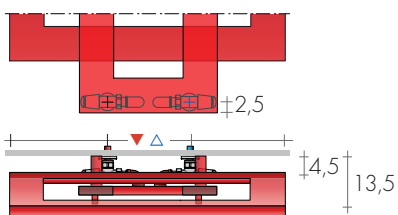


TAPPING CENTRES

Horizontal models



Vertical models



TECHNICAL DATA p.57



FIXINGS
Brackets included
position page 57



CROSS 184-56

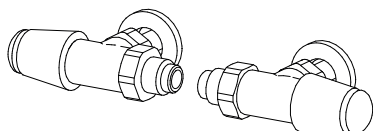
RECOMMENDED VALVES

as standard at the rear of the radiator

CHROME PLATED VALVES KIT WITH:

- n°2 Valves with O-ring Tangs
- n°2 Fittings (multilayer ø16, copper ø12,14)
- n°2 Round washers

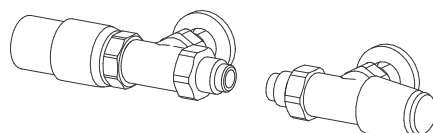
On request: Polished stainless tube cover
(to be cut to right size) Art. CA18 10,80€



REVERSE TON VALVES KIT
page 277

Art. KVR 119,20€

QUADRA COLORED VALVES page 279



REVERSE TON VALVES KIT with
THERMOSTATIC head

Art. KTR 165,50€

REMOTE FITTINGS Art. REM 36,60€
tapping centres ▲▼ L¹ - 6cm



2,5±



REMOTE VALVES ASSEMBLY KIT p. 281 with:
- n°2 Fittings (multilayer ø16, copper ø12,14)

REMOTE TON VALVES ASSEMBLY KIT
Art. KVG 153,60€

REMOTE TON VALVES ASSEMBLY KIT with
THERMOSTATIC head Art. KVG T 199,80€

CROSS DIVIS

PRICE FROM 1.07.2022 **+15%**

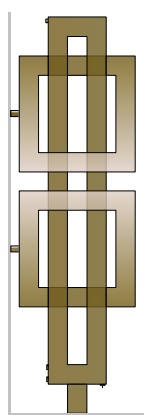
CROSS, with the addition of a special central foot and side brackets (left or right,

as required), to create a room divider. CROSS DIVIS: a different way to divide

rooms and multiply living space.

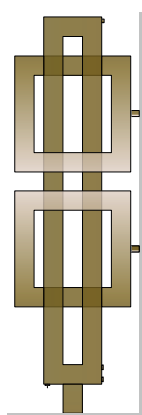
DIMENSIONS

Width: 48 cm
Height: 164/196 cm
Depth: 11 cm
Depth from wall: 52 cm

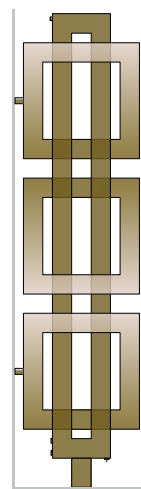


C Fittings

CROSS DIVIS 164-48

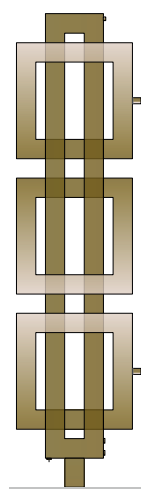


D Fittings
On request

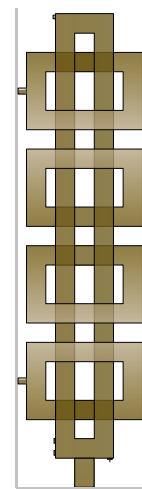


C Fittings

CROSS DIVIS 196-48

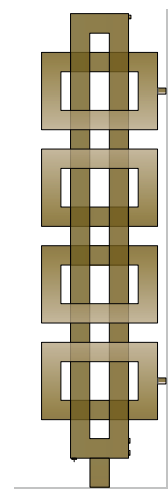


D Fittings
On request



C Fittings

CROSS DIVIS 196-48/4



D Fittings
On request

MODEL	HL cm	white sablé standard €	EN 442		▲▽ t.c. cm	Height H (H1) cm	Width L (L1) cm	Weight M Kg	Volume V dm³	MIXED version (EHE cl.II) with sleeve and: cable ^o with digital thermostat		
			Δt 50 K watt	Δt 30 K watt						€	W	€
C-DIVIS	164-48	1024,90	623	355	5	164	48 (24)	13,8	8,4	114,60	650	176,90
C-DIVIS	196-48	1341,90	890	470	5	196	48 (24)	18,7	11,3	121,90	900	184,20
C-DIVIS	196-48/4	1427,90	901	476	5	196	48 (24)	19,4	11,7	121,90	900	184,20

Heights include 12/15 cm adjustable foot

(Δt 40K = W Δt 50Kx0,755) ^oRadio frequency chronothermostat p.227

STANDARD PRODUCTION

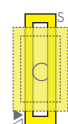
White "sablé" paintwork - B35 brackets
Tolerance ± 3mm - Air vent ø 1/8"
MAXIMUM OPERATING PRESSURE 4 BAR

PRODUCTION ON REQUEST

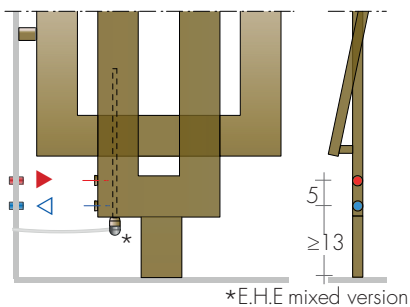
Paintwork to Brem color list with
colored B35 brackets +15/25%
Electric version e.Cross, on request

STANDARD FITTING

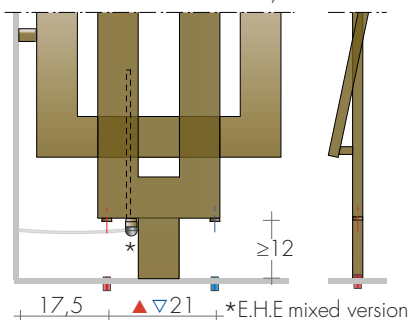
C ø 1/2" - D on request
On request fitting ø3/8"
Special fittings, page 287



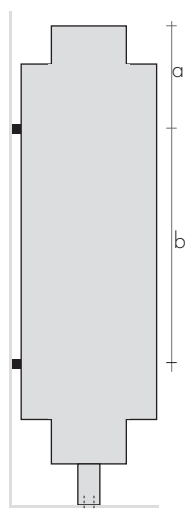
TAPPING CENTRES



On request: VERTICAL fittings
 ▲▽ 21 cm Art. AS 75,50€



FIXINGS
 Brackets included



Model	a cm	b cm
C-DIVIS 164-10	48	56
C-DIVIS 196-48	36	112
C-DIVIS 196-48/4	32	120



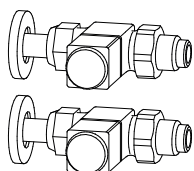
fowel heaters CrossFRAME

RECOMMENDED VALVES

CHROME PLATED VALVES KIT WITH:

- n°2 Valves with O-ring Tangs
- n°2 Fittings (multilayer ø16, copper ø12,14)
- n°2 Round washers

On request: Polished stainless tube cover
 (to be cut to right size) Art. CA18 10,80€

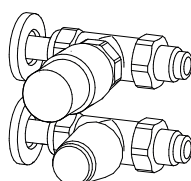


STRAIGHT QUADRA VALVE KIT

page 279 Art. KQD 165,20€
 BREM color list extra 48,20€

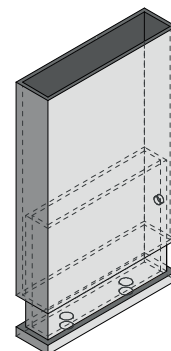
STRAIGHT MINI VALVE KIT

Art. KMD page 278 119,00€



STRAIGHT TON VALVE KIT with THERMOSTATIC head Art.KTD

176,00€



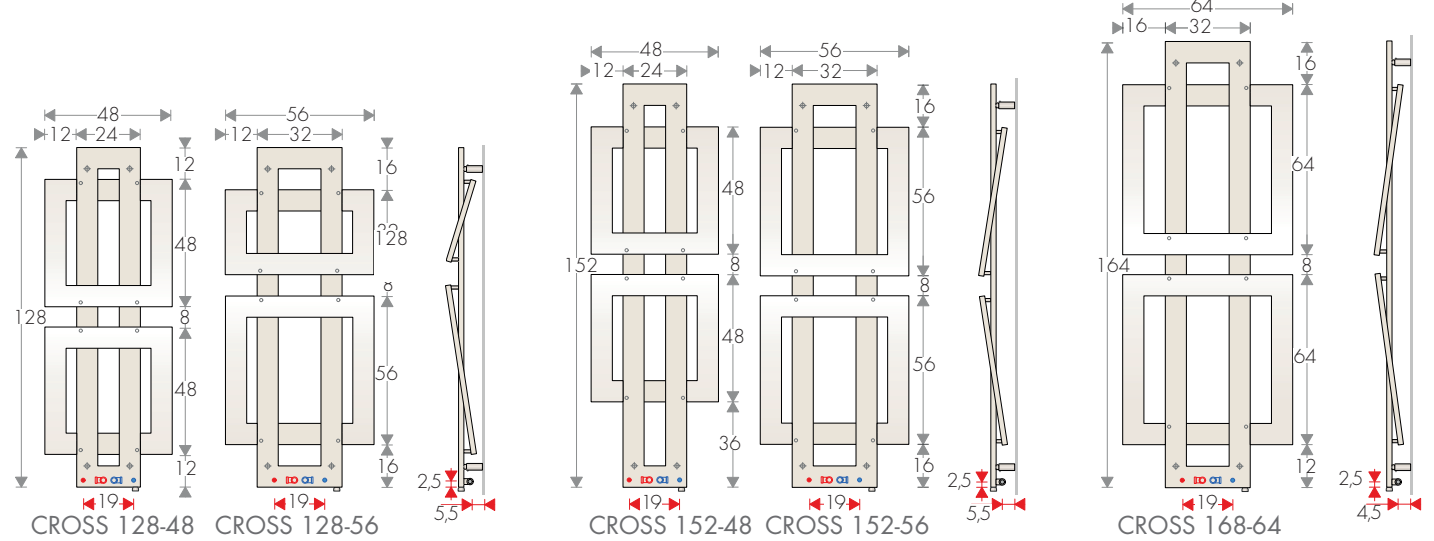
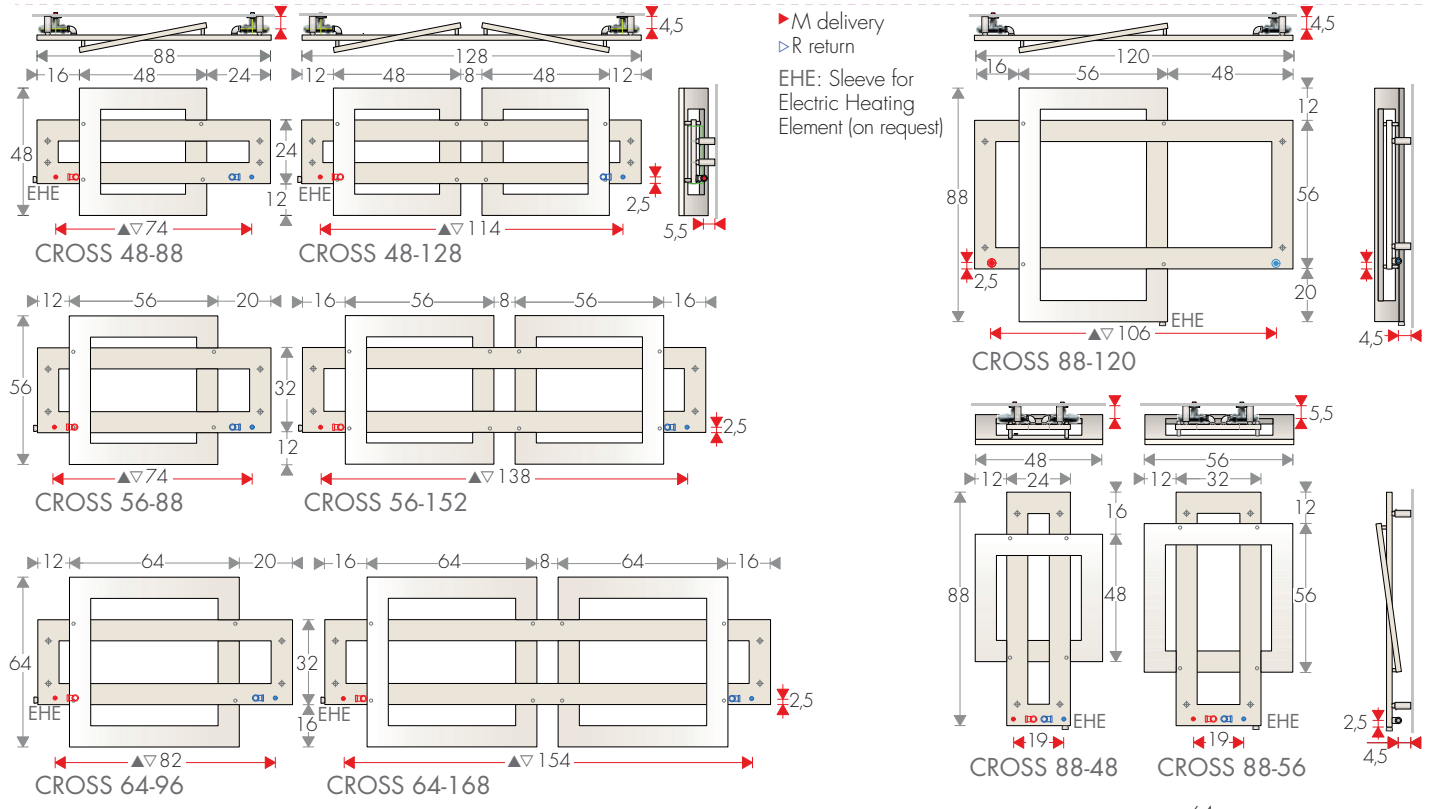
Standar adjustable foot H 12/15 cm
 Other heights on request

Art. PCV..

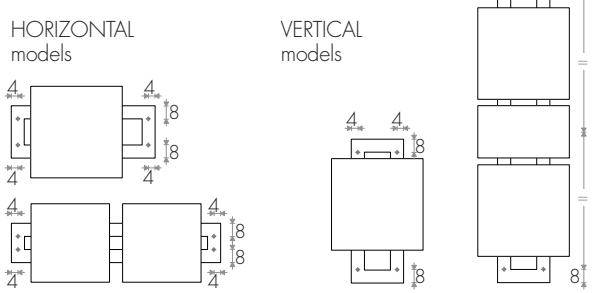


CROSS TECHNICAL DATA (CROSSED SQUARES)

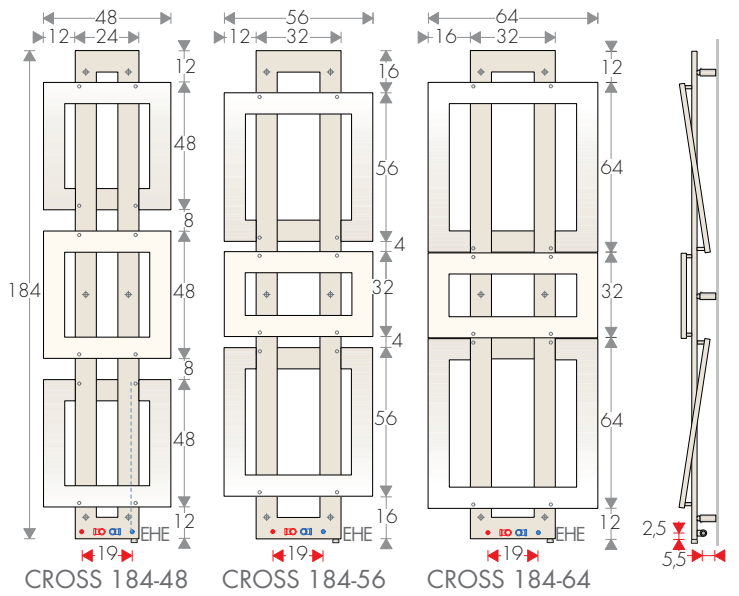
TAPPING CENTRES AND FITTINGS



BRACKETS POSITION



TAPPING CENTRES with REVERSE VALVES



CROSS-Q TOWEL HEATERS WITH OVERLAPPING SQUARES

PRICE FROM 1.07.2022 **+15%**

Cross towel heaters can be provided in CROSS-Q version, with overlapping squares, to obtain a towel heaters 10 cm in depth only. Innovative element thanks to 90° corners and strong geometric shapes. Finishes can be chosen from the rich Brem color list

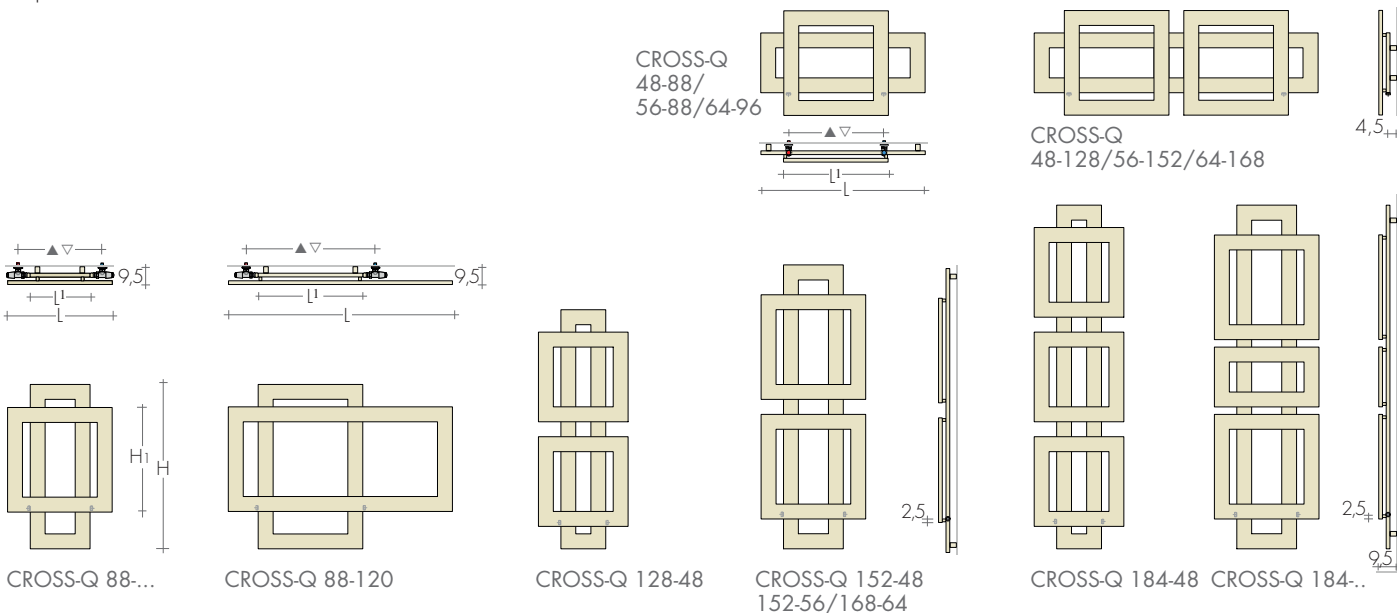
DIMENSIONS

Width: 48/56/64/88/96/120/128/152/168 cm

Height: 48/56/64/88/128/152/168/184 cm

Depth: 6 cm

Depth from wall: 9,5 cm



MODEL	HL cm	white sablé standard €	EN 442		▲▽ t.c. cm	Height H (H1) cm	Width L (Li) cm	Weight M Kg	Volume V dm³	MIXED version (EHE cl.II) with sleeve and: cable ^o digital thermostat		
			Δt 50 K watt	Δt 30 K watt						€	W	€
CROSS-Q	48-88	605,90	394	208	43	48 (24)	88 (48)	7,9	4,8	110,80	400	173,10
CROSS-Q	48-128	841,10	635	335	99	48 (24)	128 (104)	12,8	7,7	114,60	650	176,90
CROSS-Q	56-88	630,90	429	227	51	56 (32)	88 (56)	8,6	5,2	110,80	400	173,10
CROSS-Q	56-152	911,80	772	408	115	56 (32)	152 (120)	15,6	9,4	118,80	800	181,10
CROSS-Q	64-96	684,20	480	253	59	64 (32)	96 (64)	9,7	5,9	112,70	500	175,00
CROSS-Q	64-168	953,90	892	471	131	64 (32)	168 (136)	17,6	10,7	121,90	900	177,40
CROSS-Q	88-48	594,70	394	208	37	88	48 (24)	7,9	4,8	110,80	400	173,10
CROSS-Q	88-56	619,00	429	227	45	88	56 (32)	8,6	5,2	110,80	400	173,10
CROSS-Q	88-120	740,90	617	326	69	88	120 (56)	12,4	7,5	114,60	650	176,90
CROSS-Q	128-48	834,70	623	329	37	128	48 (24)	12,8	7,7	114,60	650	176,90
CROSS-Q	128-56	871,20	656	346	45	128	56 (32)	13,5	8,2	114,60	650	176,90
CROSS-Q	152-48	877,60	673	355	37	152	48 (24)	13,8	8,4	114,60	650	176,90
CROSS-Q	152-56	904,00	757	400	45	152	56 (32)	15,6	9,4	118,80	800	181,10
CROSS-Q	168-64	966,10	875	462	45	168	64 (32)	18,7	11,3	121,90	900	184,20
CROSS-Q	184-48	1085,10	890	470	37	184	48 (24)	18,7	11,3	121,90	900	184,20
CROSS-Q	184-56	1131,60	956	505	45	184	56 (32)	20,0	12,1	121,90	900	184,20
CROSS-Q	184-64	1179,50	1038	548	45	184	64 (32)	21,8	13,2	121,90	900	184,20

▷ Ready Stock
(Δt 40K = W Δt 50Kx0,755)
°Radio frequency chronothermostat p.227

STANDARD PRODUCTION

White "sablé" paintwork - B35 brackets

Tolerance ± 3 mm - Air vent ø 1/8"

MAXIMUM OPERATING PRESSURE 4 BAR

PRODUCTION ON REQUEST

Paintwork to Brem color list with

colored B35 brackets +15/25%

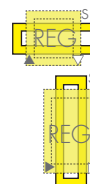
Electric version e.Cross-Q, page 244

STANDARD FITTING

REG ø 1/2"

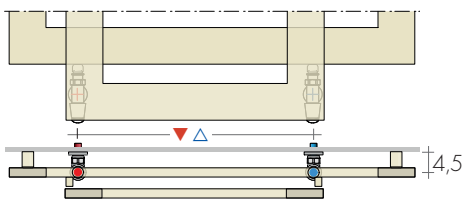
On request fitting ø3/8"

Special fittings, page 287

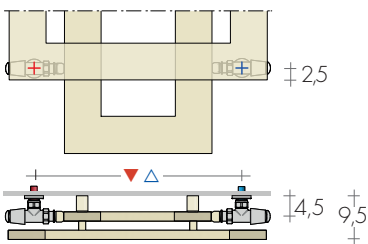


TAPPING CENTRES


Horizontal Models



Vertical Models



TECHNICAL DATA page 66



FIXINGS
Brackets included
position page 66

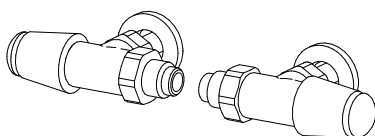
RECOMMENDED VALVES

as standard at the rear of the radiator

CHROME PLATED VALVES KIT WITH:

- n°2 Valves with O-ring Tangs
- n°2 Fittings (multilayer ø16, copper ø12,14)
- n°2 Round washers

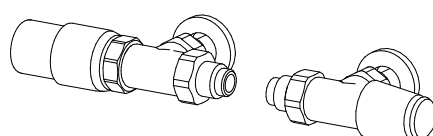
On request: Polished stainless tube cover
(to be cut to right size) Art. CA18 10,80€



REVERSE TON VALVES KIT
page 277

Art. KVR 119,20€

QUADRA COLORED VALVES page 279



REVERSE TON VALVES KIT with
THERMOSTATIC head

Art. KTR 165,50€

REMOTE FITTINGS Art. REM 36,60€
tapping centres ▲▼ L¹ - 6cm



2,5±



REMOTE VALVES ASSEMBLY KIT p. 281 with:
- n°2 Fittings (multilayer ø16, copper ø12,14)

REMOTE TON VALVES ASSEMBLY KIT
Art. KVG 153,60€

REMOTE TON VALVES ASSEMBLY KIT with
THERMOSTATIC head Art. KVG T 199,80€



CROSS-Q 184-48

CROSS CROM WITH OVERLAPPING SQUARES

PRICE FROM 1.07.2022 **+15%**

CROSS CROM is a chrome-plated version, for attractive compositions of no more than

three overlapping elements. Can be used as a towel-heater, or simply a

decorative feature in any room. *design Luigi Brembilla*

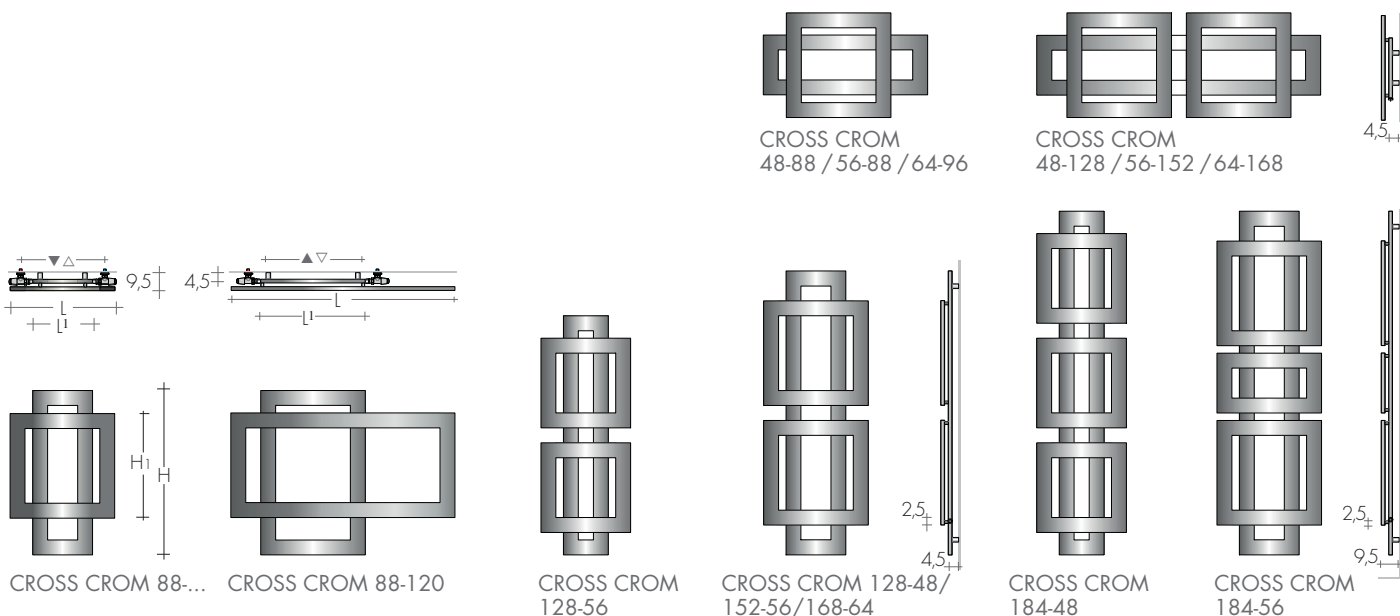
DIMENSIONS

Width: 48/56/64/88/96/120/128/152/168 cm

Height: 48/56/64/88/128/152/168/184 cm

Depth: 6 cm

Depth from wall: 9,5 cm



MODEL	chrome-plated		EN 442		▲ ▽ t.c. cm	Height H (H _i) cm	Width L (L _i) cm	Weight M Kg	Volume V dm ³	MIXED version (EHE cl.II) with sleeve and: cable ^o digital thermostat		
	HL cm	standard €	Δt 50 K watt	Δt 30 K watt						€	W	€
CROSS CROM 48-88	48-88	1482,40	339	339	43	48 (24)	88 (48)	7,9	4,8	108,80	250	171,10
CROSS CROM 48-128	48-128	2057,90	533	533	99	48 (24)	128 (104)	12,8	7,7	112,70	500	175,00
CROSS CROM 56-88	56-88	1543,40	369	369	51	56 (32)	88 (56)	8,6	5,2	110,80	400	173,10
CROSS CROM 56-152	56-152	2230,80	648	648	115	56 (32)	152 (120)	15,6	9,4	114,60	650	176,90
CROSS CROM 64-96	64-96	1674,30	413	413	59	64 (32)	96 (64)	9,7	5,9	110,80	400	173,10
CROSS CROM 64-168	64-168	2333,20	758	758	131	64 (32)	168 (136)	17,6	10,7	118,80	800	181,10
CROSS CROM 88-48	88-48	1454,90	339	339	37	88	48 (24)	7,9	4,8	110,80	400	173,10
CROSS CROM 88-56	88-56	1514,40	369	369	45	88	56 (32)	8,6	5,2	110,80	400	173,10
CROSS CROM 88-120	88-120	1812,40	531	531	69	88	120 (56)	12,4	7,5	112,70	500	175,00
CROSS CROM 128-48	128-48	2041,60	511	511	37	128	48 (24)	12,8	7,7	112,70	500	175,00
CROSS CROM 128-56	128-56	2131,60	538	538	45	128	56 (32)	13,5	8,2	112,70	500	175,00
CROSS CROM 152-56	152-56	2211,60	621	621	45	152	56 (32)	15,6	9,4	114,60	650	176,90
CROSS CROM 168-64	168-64	2307,90	733	733	45	168	64 (32)	18,7	11,3	114,60	650	176,90
CROSS CROM 184-48	184-48	2934,80	712	712	37	184	48 (24)	18,7	11,3	114,60	650	176,90
CROSS CROM 184-56	184-56	3060,70	880	880	45	184	56 (32)	20,0	12,1	121,90	900	184,20

(Δt 40K = W Δt 50Kx0,755) ^oRadio frequency chronothermostat p.227

STANDARD PRODUCTION

Chrome-plated B35 brackets and finishing

Tolerance ± 3mm - Air vent ø 1/8"

MAXIMUM OPERATING PRESSURE 4 BAR

PRODUCTION ON REQUEST

Made-to-measure dimensions

B70 brackets for 13 cm depth from wall

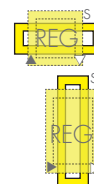
Electric version e.Cross Crom, page 243

STANDARD FITTING

REG ø 1/2"

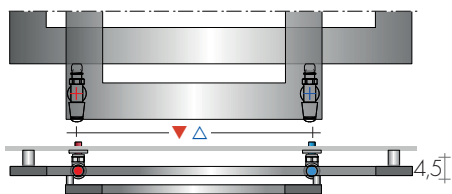
On request fitting ø 3/8"

Special fittings, page 287

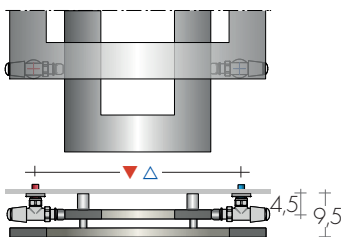


TAPPING CENTRES


Horizontal Models



Vertical Models



TECHNICAL DATA p.66



FIXINGS
Brackets included
position page 66

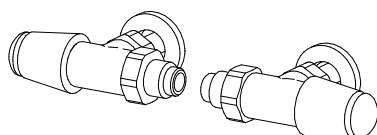
RECOMMENDED VALVES

as standard at the rear of the radiator

CHROME PLATED VALVES KIT WITH:

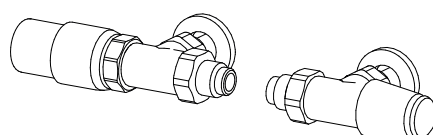
- n°2 Valves with O-ring Tangs
- n°2 Fittings (multilayer ø16, copper ø12,14)
- n°2 Round washers

On request: Polished stainless tube cover
(to be cut to right size) Art. CA18 10,80€



REVERSE TON VALVES KIT
page 277

Art. KVR 119,20€



REVERSE TON VALVES KIT with
THERMOSTATIC head Art. KTR 165,50€

REMOTE FITTINGS Art. REM 36,60€
tapping centres ▲▼ L¹ - 6cm



2,5±



REMOTE VALVES ASSEMBLY KIT p. 281 with:
- n°2 Fittings (multilayer ø16, copper ø12,14)

REMOTE TON VALVES ASSEMBLY KIT
Art. KVG 153,60€

REMOTE TON VALVES ASSEMBLY KIT with
THERMOSTATIC head Art. KVG T 199,80€



CROSS CROM 88-120

CROSS GILDED/SILVER LEAF WITH OVERLAPPING SQUARES

PRICE FROM 1.07.2022 **+15%**

CROSS also comes in a prestigious version with a gilded-leaf or silver-leaf finish for

special effects. No more than three overlapping elements.

Can be used as a towel-heater, or simply a decorative feature in any room.

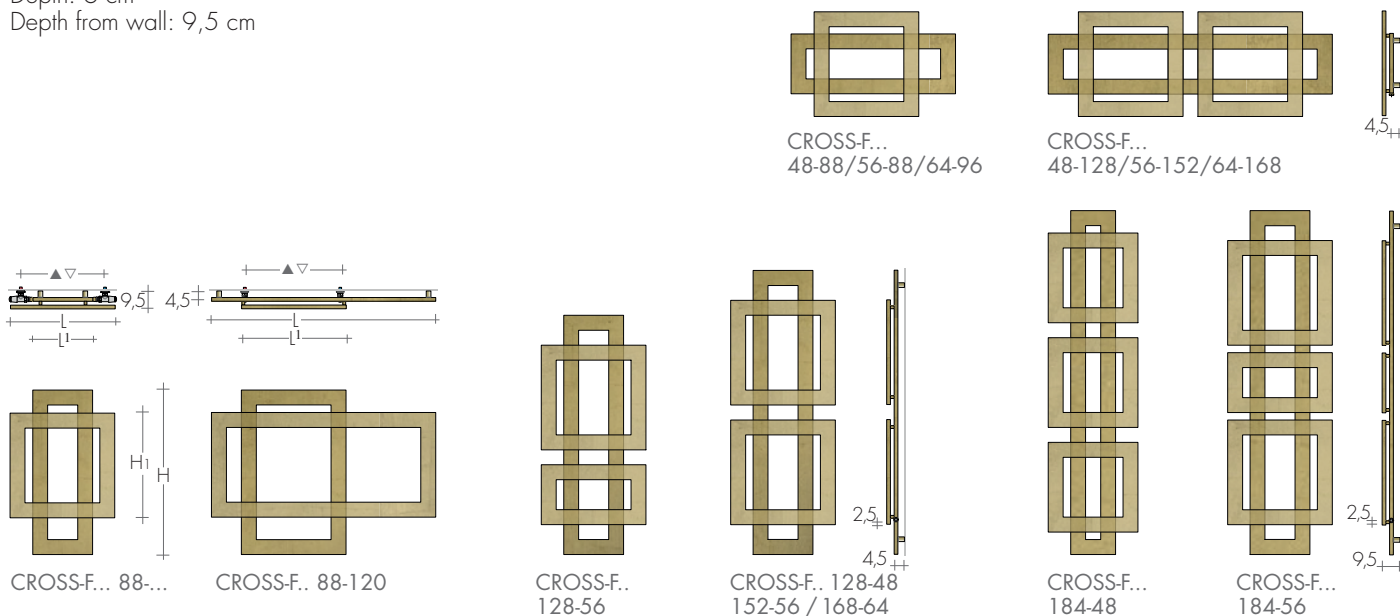
DIMENSIONS

Width: 48/56/64/88/96/120/128/152/168 cm

Height: 48/56/64/88/128/152/168/184 cm

Depth: 6 cm

Depth from wall: 9,5 cm



MODEL	HL cm	Gilded/Silver leaf €	EN 442		▲ ▽ i.c. cm	Height H (Hi) cm	Width L (Li) cm	Weight M Kg	Volume V dm ³	MIXED version (EHE cl.II) with sleeve and: cable ^o digital thermostat		
			Δt 50 K watt	Δt 30 K watt						€	W	€
CROSS-F... 48-88	48-88	1781,50	394	208	43	48 (24)	88 (48)	7,9	4,8	110,80	400	173,10
CROSS-F... 48-128	48-128	2472,80	635	335	99	48 (24)	128 (104)	12,8	7,7	114,60	650	176,90
CROSS-F... 56-88	56-88	1854,60	429	227	51	56 (32)	88 (56)	8,6	5,2	110,80	400	173,10
CROSS-F... 56-152	56-152	2680,70	772	408	115	56 (32)	152 (120)	15,6	9,4	118,80	800	181,10
CROSS-F... 64-96	64-96	2011,60	480	253	59	64 (32)	96 (64)	9,7	5,9	112,70	500	175,00
CROSS-F... 64-168	64-168	2804,00	892	471	131	64 (32)	168 (136)	17,6	10,7	121,90	900	177,40
CROSS-F... 88-48	88-48	1748,20	394	208	37	88	48 (24)	7,9	4,8	110,80	400	173,10
CROSS-F... 88-56	88-56	1820,00	429	227	45	88	56 (32)	8,6	5,2	110,80	400	173,10
CROSS-F... 88-120	88-120	2178,30	617	327	69	88	120 (56)	12,4	7,5	114,60	650	176,90
CROSS-F... 128-48	128-48	2453,70	623	329	37	128	48 (24)	12,8	7,7	114,60	650	176,90
CROSS-F... 128-56	128-56	2561,60	656	346	45	128	56 (32)	13,5	8,2	114,60	650	176,90
CROSS-F... 152-56	152-56	2657,80	757	400	45	152	56 (32)	15,6	9,4	118,80	800	181,10
CROSS-F... 168-64	168-64	2773,20	875	462	45	168	64 (32)	18,7	11,3	121,90	900	184,20
CROSS-F... 184-48	184-48	2892,30	890	470	37	184	48 (24)	18,7	11,3	121,90	900	184,20
CROSS-F... 184-56	184-56	2965,40	956	505	45	184	56 (32)	20,0	12,1	121,90	900	184,20

CROSS-FO Gilded leaf
CROSS-FA Silver leaf

(Δt 40K = W Δt 50Kx0,755) ^oRadio frequency chronothermostat p.227

STANDARD PRODUCTION

Brackets in golden BR0019/silver 0002MS

Tolerance ± 3mm - Air vent ø 1/8"

MAXIMUM OPERATING PRESSURE 4 BAR

PRODUCTION ON REQUEST

Valves/brackets in gilded/silver finish p.275

B70 brackets for 13 cm depth from wall

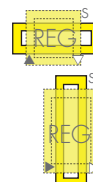
Electric version, on request

STANDARD FITTING

REG ø 1/2"

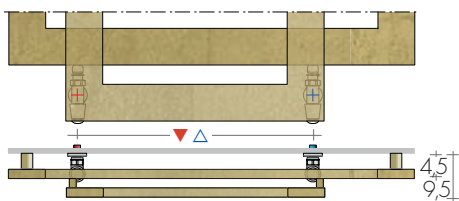
On request fitting ø 3/8"

Special fittings page 287

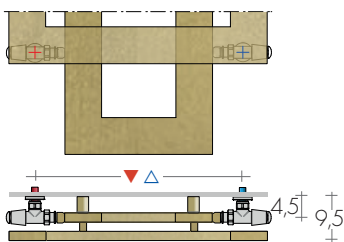


TAPPING CENTRES


Horizontal Models



Vertical Models



TECHNICAL DATA page 66



FIXINGS
Brackets included
position page 66

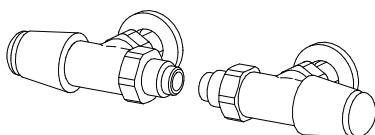
RECOMMENDED VALVES

as standard at the rear of the radiator

CHROME PLATED VALVES KIT WITH:

- n°2 Valves with O-ring Tangs
- n°2 Fittings (multilayer ø16, copper ø12,14)
- n°2 Round washers

On request: Polished stainless tube cover
(to be cut to right size) Art. CA18 10,80€

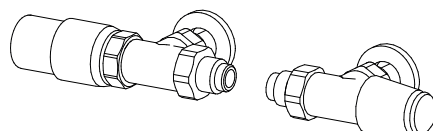


REVERSE TON VALVES KIT
page 277

Art. KVR 119,20€

VALVES IN GILDED/SILVER LEAF FINISH
page 275

extra 170,00€



REVERSE TON VALVES KIT with
THERMOSTATIC head

Art. KTR 165,50€

REMOTE FITTINGS

tapping centres ▲▼ L¹ - 6cm

Art. REM 36,60€



2,5±



REMOTE VALVES ASSEMBLY KIT p. 281 with:
- n°2 Fittings (multilayer ø16, copper ø12,14)

REMOTE TON VALVES ASSEMBLY KIT

Art. KVG 153,60€

REMOTE TON VALVES ASSEMBLY KIT with
THERMOSTATIC head Art. KVG T 199,80€



CROSS FO 128-48

CROSS BICOLOR / TRICOLOR WITH OVERLAPPING SQUARES

PRICE FROM 1.07.2022 **+15%**

design Luigi Brembilla

CROSS can be supplied in a fascinating color combination version.

No more than four overlapping elements.
Painted in glossy, metallic, satin or sablé finishes,

it can be used as a towel warmer or simply as a decorative element in any room.

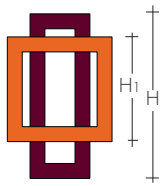
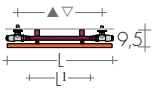
DIMENSIONS

Width: 48/56/64/88/96/120/128/152/168 cm

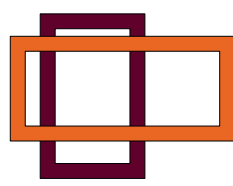
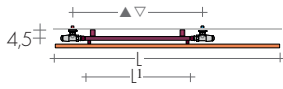
Height: 48/56/64/88/128/152/168/184 cm

Depth: 6 cm


Depth from wall: 9,5 cm




CROSS BIC 88-...




CROSS BIC 88-120



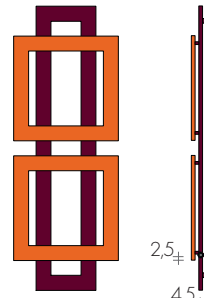
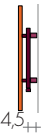
CROSS 128-48



CROSS BIC 48-88
CROSS BIC 56-88
CROSS BIC 64-96



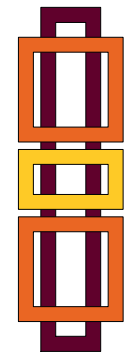
CROSS ... 48-128
CROSS ... 56-152
CROSS ... 64-168



CROSS 152-56
168-64



CROSS...
184-48



CROSS...
184-56



MODEL	H/L cm	BREM Colours as you like €	EN 442		▽ ▲ t.c. cm	Height H (H1) cm	Width L (L1) cm	Weight M Kg	Volume V dm³	MIXED version (EHE cl.II) with sleeve and: cable ^o digital thermostat		
			Δt 50 K watt	Δt 30 K watt						€	W	€
CROSS BIC 48-88	48-88	922,50	394	208	43	48 (24)	88 (48)	7,9	4,8	110,80	400	173,10
CROSS BIC 48-128	48-128	1280,50	635	335	99	48 (24)	128 (104)	12,8	7,7	114,60	650	176,90
CROSS BIC 56-88	56-88	960,40	429	227	51	56 (32)	88 (56)	8,6	5,2	110,80	400	173,10
CROSS BIC 56-152	56-152	1388,40	772	408	115	56 (32)	152 (120)	15,6	9,4	118,80	800	181,10
CROSS BIC 64-96	64-96	1041,90	480	253	59	64 (32)	96 (64)	9,7	5,9	112,70	500	175,00
CROSS BIC 64-168	64-168	1452,10	892	471	131	64 (32)	168 (136)	17,6	10,7	121,90	900	184,20
CROSS BIC 88-48	88-48	905,30	394	208	37	88	48 (24)	7,9	4,8	110,80	400	173,10
CROSS BIC 88-56	88-56	942,60	429	227	45	88	56 (32)	8,6	5,2	110,80	400	173,10
CROSS BIC 88-120	88-120	1128,00	617	327	69	88	120 (56)	12,4	7,5	114,60	650	176,90
CROSS BIC 128-48	128-48	1270,60	623	329	37	128	48 (24)	12,8	7,7	114,60	650	176,90
CROSS BIC 128-56	128-56	1326,60	656	346	45	128	56 (32)	13,5	8,2	114,60	650	176,90
CROSS BIC 152-56	152-56	1376,30	757	400	45	152	56 (32)	15,6	9,4	118,80	800	181,10
CROSS BIC 168-64	168-64	1552,20	875	462	45	168	64 (32)	18,7	11,3	121,90	900	184,20
CROSS BIC 184-48	184-48	1688,10	890	470	37	184	48 (24)	18,7	11,3	121,90	900	184,20
CROSS BIC 184-56	184-56	1751,00	956	505	45	184	56 (32)	20,0	12,1	121,90	900	184,20
CROSS TRIC 48-128	48-128	1368,90	635	335	99	48 (24)	128 (104)	12,8	7,7	114,60	650	176,90
CROSS TRIC 56-152	56-152	1484,00	772	408	115	56 (32)	152 (120)	15,6	9,4	118,80	800	181,10
CROSS TRIC 64-168	64-168	1564,50	892	471	131	64 (32)	168 (136)	17,6	10,7	121,90	900	184,20
CROSS TRIC 128-48	128-48	1358,30	623	329	37	128	48 (24)	12,8	7,7	114,60	650	176,90
CROSS TRIC 128-56	128-56	1418,00	656	346	45	128	56 (32)	13,5	8,2	114,60	650	176,90
CROSS TRIC 152-56	152-56	1471,20	757	400	45	152	56 (32)	15,6	9,4	118,80	800	181,10
CROSS TRIC 168-64	168-64	1660,80	875	462	45	168	64 (32)	18,7	11,3	121,90	900	184,20
CROSS TRIC 184-48	184-48	1806,20	890	470	37	184	48 (24)	18,7	11,3	121,90	900	184,20
CROSS TRIC 184-56	184-56	1873,60	956	505	45	184	56 (32)	20,0	12,1	121,90	900	184,20

(Δt 40K = W Δt 50Kx0,755)

^oRadio frequency chronothermostat p.227

CHOICE OF COLORS (see Brem color list)

- 1 - Rear rectangle (color ...)
- 2 - Top or left square
- 3 - Bottom or right square
- 4 - Central square

E.g. CROSS TRICOLOR 128-56
SB3003 / SB3013 / SB2008

STANDARD PRODUCTION

Paint to Brem color list - B35 brackets

Tolerance ± 3mm - Air vent ø 1/8"

MAXIMUM OPERATING PRESSURE 3 BAR

PRODUCTION ON REQUEST

Paintworks out of Brem color list by estimate

B70 brackets for 13cm depth from wall

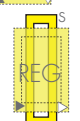
Electric version, on request

STANDARD FITTING

REG ø 1/2"

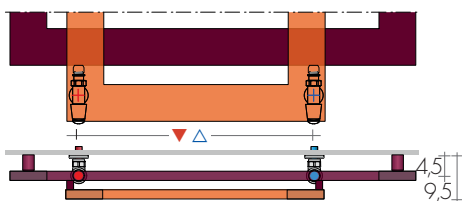
On request fitting ø 3/8"

Special fittings page 287

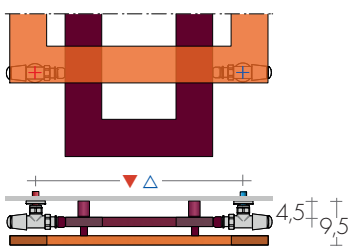


TAPPING CENTRES


Horizontal Models



Vertical Models



TECHNICAL DATA page 66



FIXINGS
Brackets included
position page 66

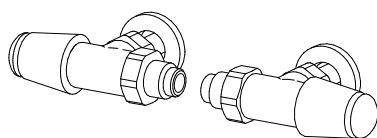
RECOMMENDED VALVES

as standard at the rear of the radiator

CHROME PLATED VALVES KIT WITH:

- n°2 Valves with O-ring Tangs
- n°2 Fittings (multilayer ø16, copper ø12,14)
- n°2 Round washers

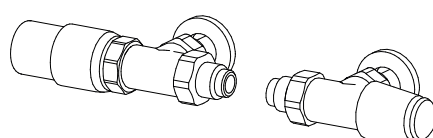
On request: Polished stainless tube cover
(to be cut to right size) Art. CA18 10,80€



REVERSE TON VALVES KIT
page 277

Art. KVR 119,20€

QUADRA COLORED VALVES page 279



REVERSE TON VALVES KIT with
THERMOSTATIC head

Art. KTR 165,50€

REMOTE FITTINGS Art. REM 36,60€
tapping centres ▲▼ L¹ - 6cm




2,5±



REMOTE VALVES ASSEMBLY KIT p. 281 with:
- n°2 Fittings (multilayer ø16, copper ø12,14)

REMOTE TON VALVES ASSEMBLY KIT
Art. KVG 153,60€

REMOTE TON VALVES ASSEMBLY KIT with
THERMOSTATIC head Art. KVG T 199,80€

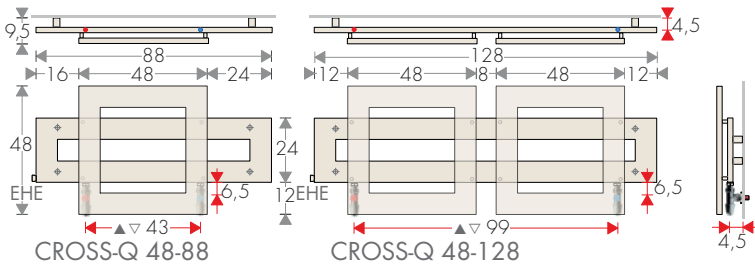


CROSS TRIC 152-56

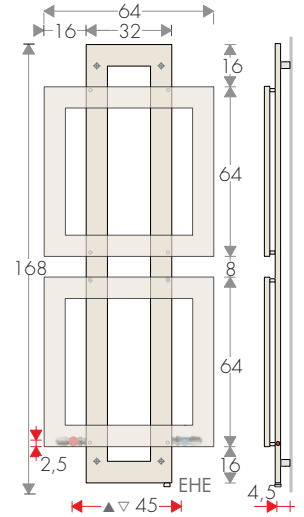
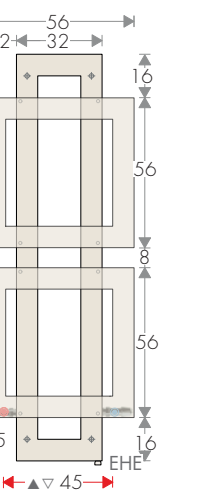
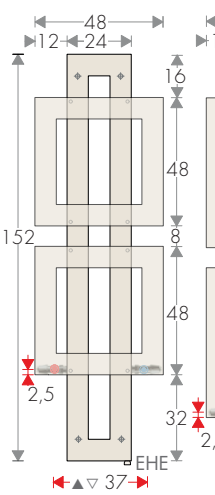
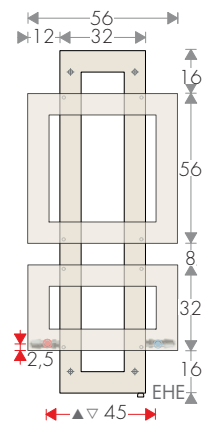
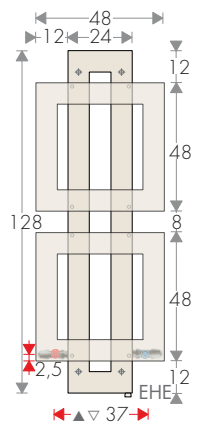
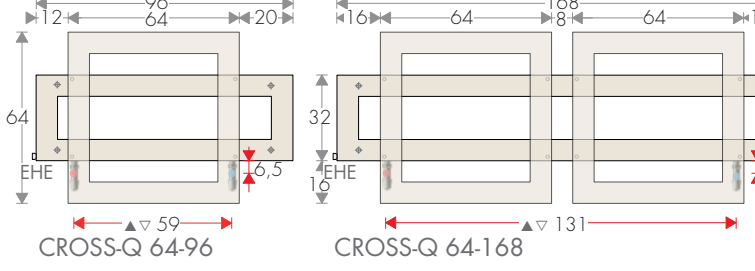
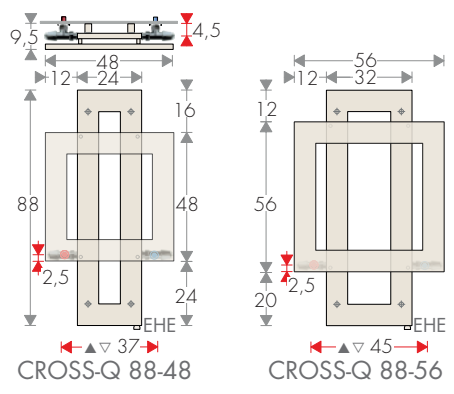
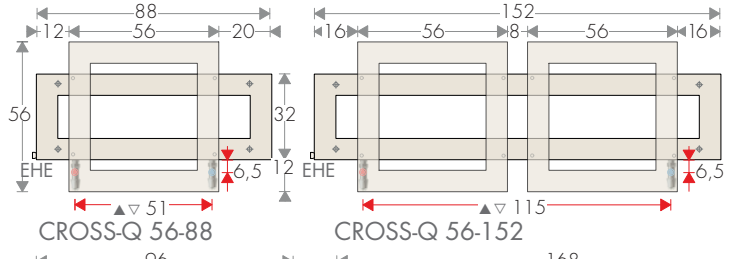
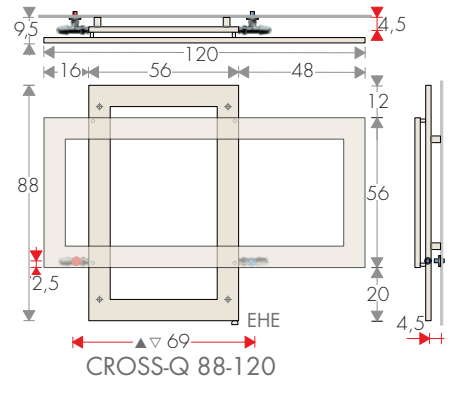
CROSS-Q TECHNICAL DATA (for overlapping squares)

TAPPING CENTRES AND FIXINGS

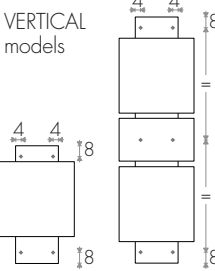
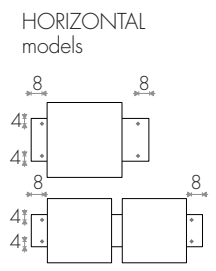
CrossFRAME
towel heaters



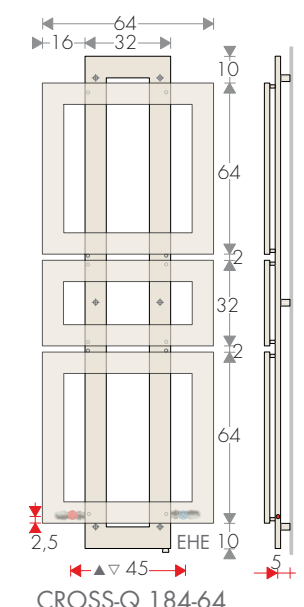
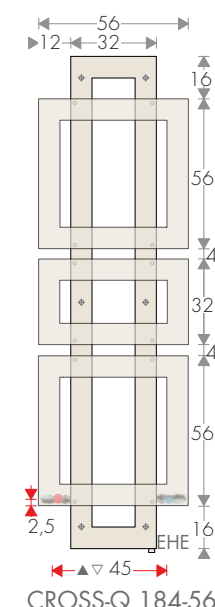
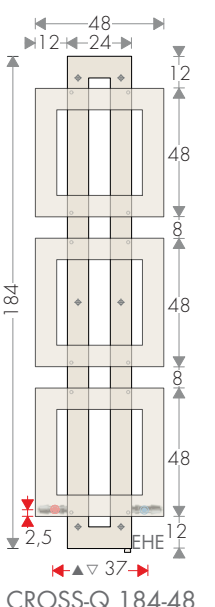
EHE: sleeve for Electric Heating Element (on request)



BRACKETS POSITION

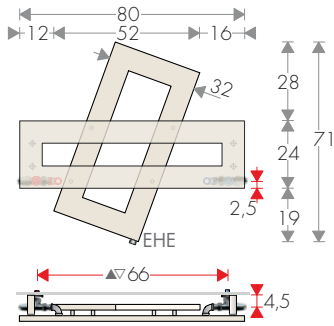


TAPPING CENTRES with REVERSE VALVES

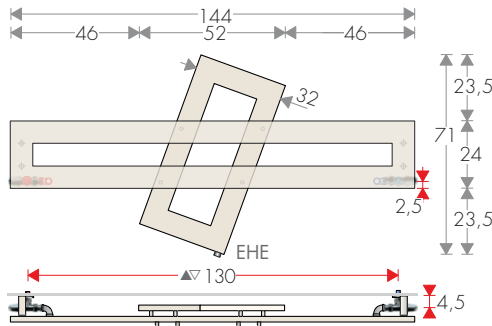


CROSS-R/RV TECHNICAL DATA

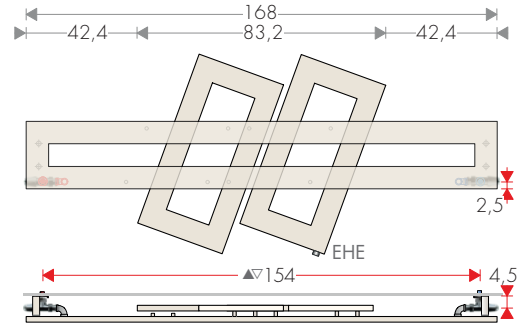
TAPPING CENTRES AND FIXINGS



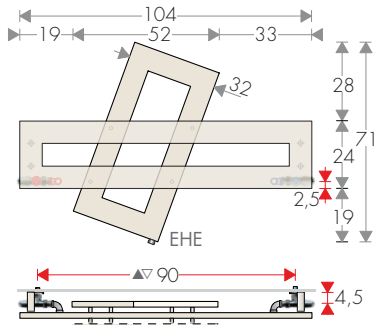
CROSS-R 70-80



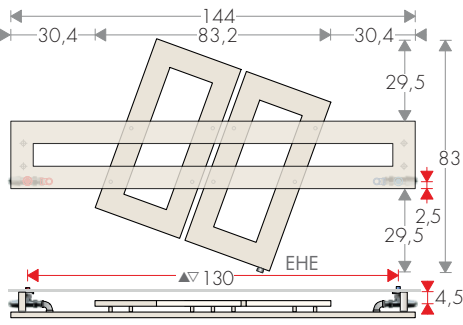
CROSS-R/RD 70-144



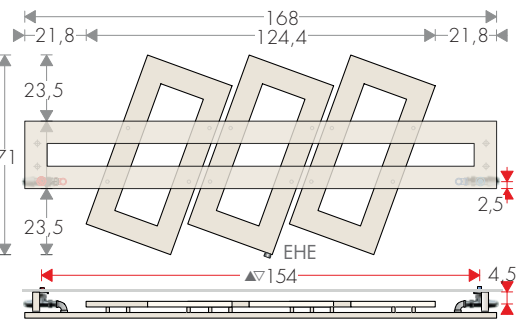
CROSS-R2 70-168



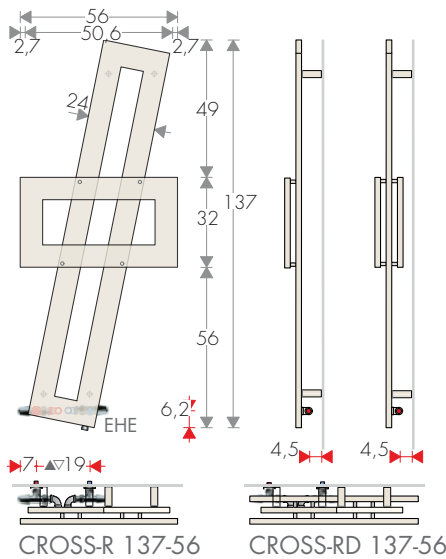
CROSS-R/RD 70-104



CROSS-R2 83-144

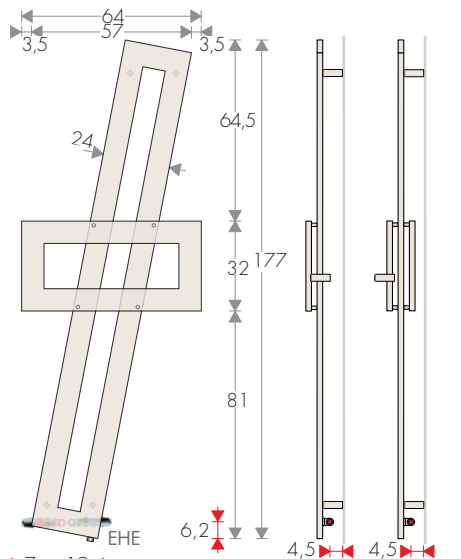


CROSS-R3 70-168



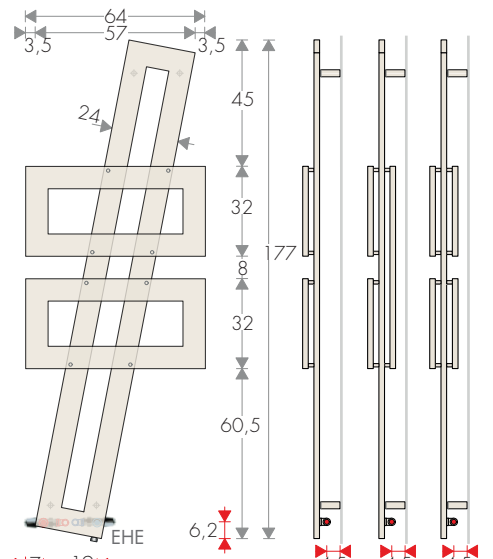
CROSS-R 137-56

CROSS-RD 137-56



CROSS-R 177-64

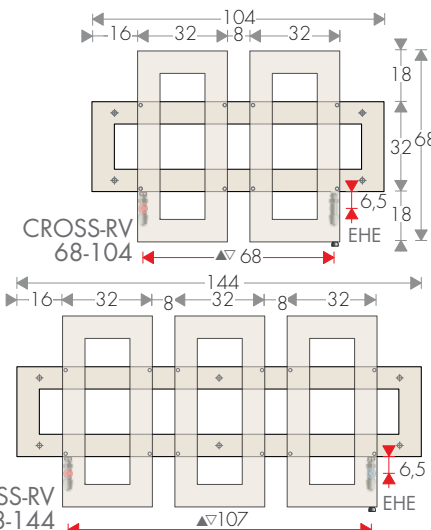
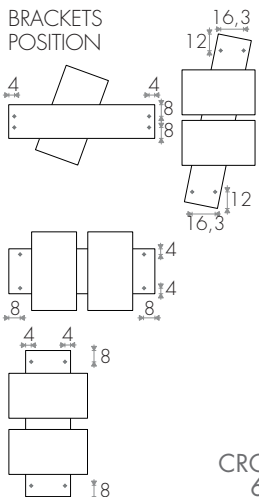
CROSS-RD 177-64



CROSS-2R 177-64

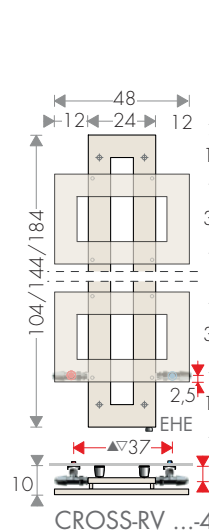
CROSS-3R 177-64
CROSS-4R 177-64

EHE: sleeve for Electric Heating Element (on request)

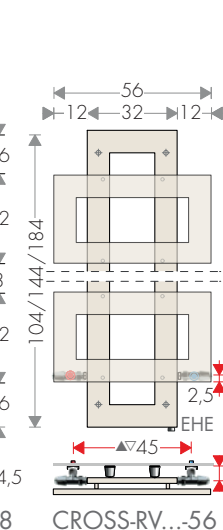


CROSS-RV 68-104

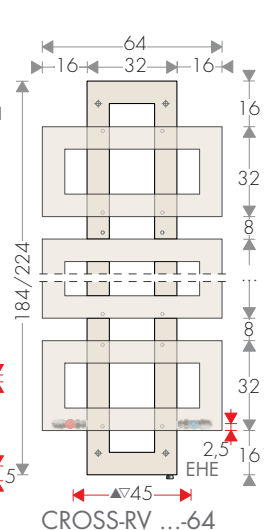
CROSS-RV 68-144



CROSS-RV ...-48



CROSS-RV ...-56



CROSS-RV ...-64

CROSS-R WITH OVERLAPPING RECTANGLES

PRICE FROM 1.07.2022 **+15%**

design Luigi Brembilla

Rectangles sitting one on top of another to create a truly special radiator. CROSS-R is with

side fittings on the rear rectangle, thus hiding the valves and minimizing its projection from

the wall. Can be used as a towelheater, or simply a decorative feature in any room.


DIMENSIONS

Widths: 60/68/80/104/144/168 cm


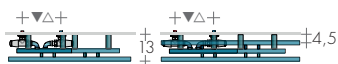
Heights: 70/83/137/177 cm

Depths: 6 / 10 cm

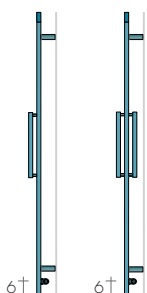
Depths from wall: 14 cm



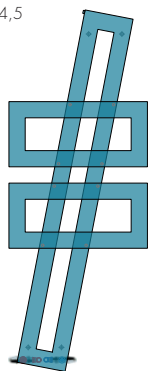
CROSS-R3 70-168



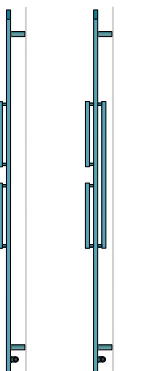
CROSS-R 137-56



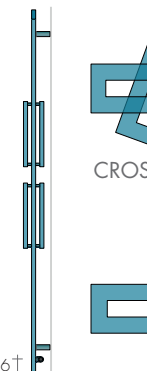
CROSS-RD



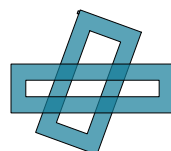
CROSS-R2 177-64




CROSS-R3




CROSS-R4



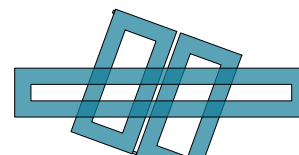
CROSS-R 70-80/ 70-104



CROSS-R 70-144



CROSS-R2 70-168



CROSS-R2 83-144

MODEL

MODEL	HxL cm	white sablé standard €	EN 442		▲ ▽ t.c. cm	Height H cm	Width L cm	Weight M Kg	Volume V dm ³	MIXED version (EHE cl.II) with sleeve and: cable ^o digital thermostat		
			Δt 50 K watt	Δt 30 K watt						€	W	€
CROSS-R	70-80	609,30	379	200	66	71	80	7,3	4,4	110,80	400	173,10
CROSS-R	70-104	687,20	433	229	90	71	104	8,3	5,0	110,80	400	173,10
CROSS-RD	70-104	874,90	610	322	90	71	104	11,8	7,1	114,60	650	176,90
CROSS-R	70-144	816,90	523	276	130	71	144	10,0	6,1	112,70	500	175,00
CROSS-RD	70-144	1001,80	700	370	130	71	144	13,5	8,2	114,60	650	176,90
CROSS-R2	83-144	1152,00	704	372	130	83	144	13,5	8,2	118,80	800	181,10
CROSS-R2	70-168	1195,60	758	400	154	71	168	14,5	8,8	118,80	800	181,10
CROSS-R3	70-168	1324,80	938	495	154	71	168	18,0	10,9	121,90	900	191,50
CROSS-R	137-56	761,30	484	256	19	137,4	56	9,5	5,8	112,70	500	175,00
CROSS-RD	137-56	1030,20	635	335	19	137,4	56	12,8	7,7	114,60	650	176,90
CROSS-R	177-64	983,10	590	312	19	177,4	64	11,6	7,0	114,60	650	176,90
CROSS-RD	177-64	1144,40	755	399	19	177,4	64	15,2	9,2	118,80	800	181,10
CROSS-R2	177-64	1151,90	760	401	19	177,4	64	15,2	9,2	118,80	800	181,10
CROSS-R3	177-64	1350,00	898	474	19	177,4	64	18,8	11,4	121,90	900	191,50
CROSS-R4	177-64	1555,30	1046	552	19	177,4	64	22,5	13,6	121,90	900	191,50
R-CROM	70-104	1630,00	364	193	90	71	104	8,3	5,0	110,80	400	173,10
R-CROM	70-144	1934,90	439	232	130	71	144	10,0	6,1	110,80	400	173,10
R-CROM	137-56	1873,20	387	205	19	137,4	56	9,5	5,8	110,80	400	173,10
R-CROM	177-64	2260,90	472	250	19	177,4	64	11,6	7,0	112,70	500	175,00
RD-CROM	177-64	3010,20	605	320	19	177,4	64	15,2	9,2	114,60	650	176,90

▷ Ready Stock

(Δt 40K = W Δt 50Kx0,755)

o Radio frequency chronothermostat p.227

STANDARD PRODUCTION

White "sablé" paintwork - B70 brackets

Tolerance ± 3mm - Air vent ø 1/8"

MAXIMUM OPERATING PRESSURE 4 BAR

PRODUCTION ON REQUEST

Paintwork to Brem color list with

colored B70 brackets

+15/25%

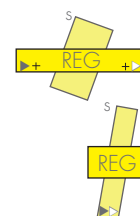
Electric version e.Cross-R, page 245

STANDARD FITTING

REG ø 1/2"

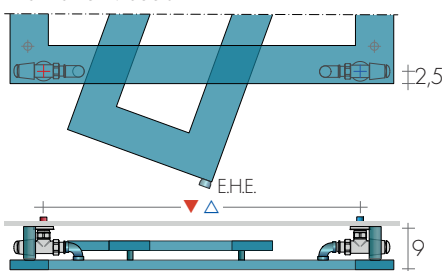
On request fitting ø 3/8"

Special fittings page 287

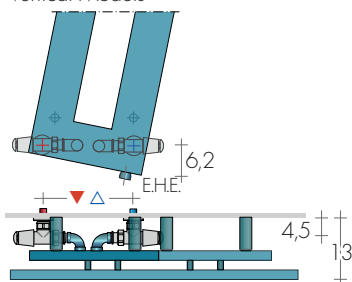


TAPPING CENTRES

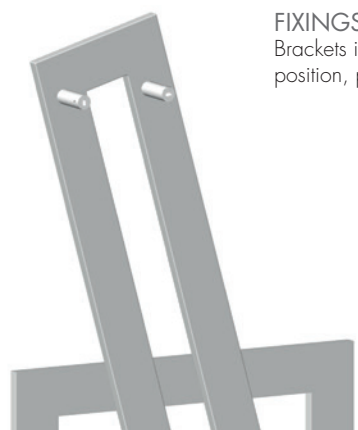
Horizontal Models



Vertical Models



TECHNICAL DATA page 67



FIXINGS
Brackets included
position, page 67



R-CROM 137-56

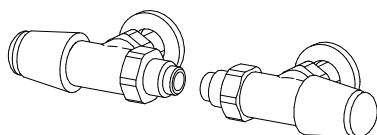
RECOMMENDED VALVES

as standard at the rear of the radiator

CHROME PLATED VALVES KIT WITH:

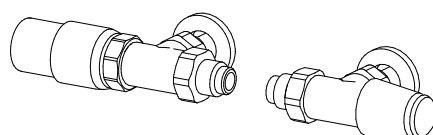
- n°2 Valves with O-ring Tangs
- n°2 Fittings (multilayer ø16, copper ø12,14)
- n°2 Round washers

On request: Polished stainless tube cover
(to be cut to right size) Art. CA18 10,80€



REVERSE TON VALVES KIT
page 277

Art. KVR 119,20€



REVERSE TON VALVES KIT with
THERMOSTATIC head

Art. KTR 165,50€

QUADRA COLORED VALVES page 279

REMOTE FITTINGS Art. REM 36,60€
tapping centres ▲▼ L¹ - 6cm



6,2±



REMOTE VALVES ASSEMBLY KIT p. 281 with:
- n°2 Fittings (multilayer ø16, copper ø12,14)

REMOTE TON VALVES ASSEMBLY KIT
Art. KVG 153,60€

REMOTE TON VALVES ASSEMBLY KIT with
THERMOSTATIC head Art. KVGT 199,80€

CROSS-RV WITH OVERLAPPING RECTANGLES

PRICE FROM 1.07.2022 **+15%**

design Luigi Brembilla

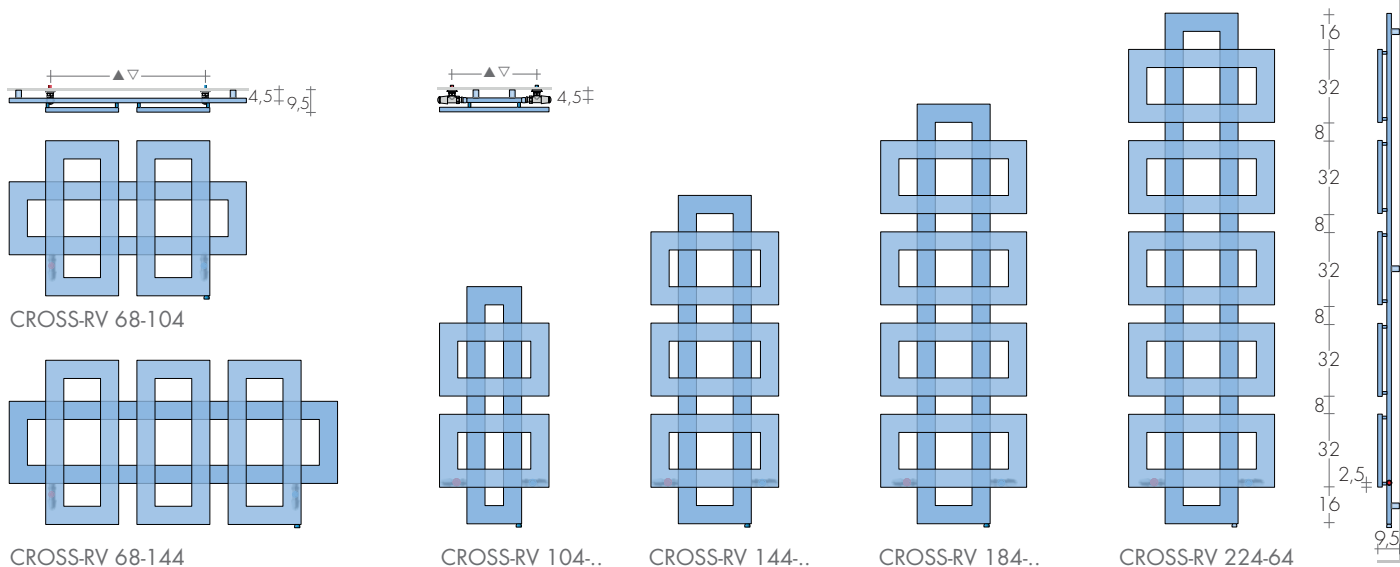
A regular pattern of rectangles sitting one on top of another to create a most linear

heating element. It can be used as a heated towel rail or a

purely decorative radiator to suit different locations of the house.

DIMENSIONS

Widths: 48/56/64/104/144 cm
 Heights: 68/104/144/184/224 cm
 Depths: 6 cm
 Depth from wall: 9,5 cm



MODEL	H/L cm	white sablé standard €	EN 442		▲▽ t.c. cm	Height H cm	Width L (L ₁) cm	Weight M Kg	Volume V dm ³	MIXED version (EHE cl.II) with sleeve and: cable ^o digital thermostat		
			Δt 50 K watt	Δt 30 K watt						€	W	€
CROSS-RV	68-104	898,70	611	321	68	68	104 (72)	12,1	7,3	114,60	650	176,90
CROSS-RV	68-144	1054,50	789	415	107	68	144 (112)	19,4	11,7	118,80	800	181,10
CROSS-RV	104-48	809,60	509	267	37	104	48 (24)	10,4	6,3	112,70	500	175,00
CROSS-RV	104-56	835,90	560	294	45	104	56 (32)	11,4	6,9	112,70	500	175,00
CROSS-RV	144-48	1035,00	729	383	37	144	48 (24)	14,5	8,8	118,80	800	181,10
CROSS-RV	144-56	1067,80	797	419	45	144	56 (32)	15,9	9,6	118,80	800	181,10
CROSS-RV	184-48	1261,60	923	485	37	184	48 (24)	19,4	11,7	121,90	900	184,20
CROSS-RV	184-56	1301,00	1005	528	45	184	56 (32)	21,1	12,8	121,90	900	184,20
CROSS-RV	184-64	1335,00	1071	563	45	184	64 (32)	22,5	13,6	129,20	1200	191,50
CROSS-RV	224-64	1408,20	1293	679	45	224	64 (32)	28,1	16,9	129,20	1200	191,50

OTHER DIMENSIONS on request (Δt 40K = W Δt 50Kx0,755) ^oRadio frequency chronothermostat p.227

STANDARD PRODUCTION

White "sablé" paintwork - White brackets B35
 Tolerance ± 3mm - Air vent ø 1/8"
 MAXIMUM OPERATING PRESSURE 4 BAR

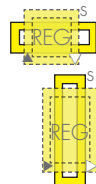
PRODUCTION ON REQUEST

Paintwork to Brem color list with colored B35 brackets
 Electric version, on request

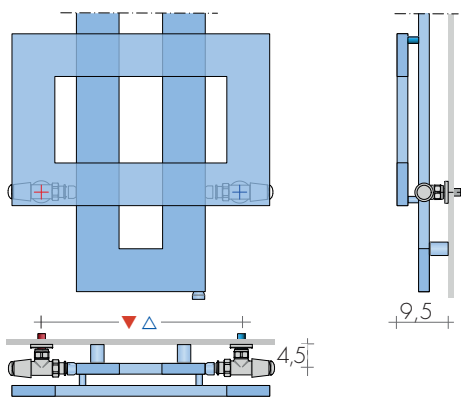
+15/25%

STANDARD FITTING


REG ø 1/2"
 Fittings ø 3/8", on request
 Special fittings, page 287



TAPPING CENTRES



TECHNICAL DATA page 67



FIXINGS
Brackets included
position page 67



CROSS-RV 184-56

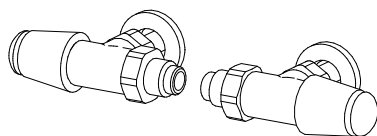
RECOMMENDED VALVES

as standard at the rear of the radiator

CHROME PLATED VALVES KIT WITH:

- n°2 Valves with O-ring Tangs
- n°2 Fittings (multilayer ø16, copper ø12,14)
- n°2 Round washers

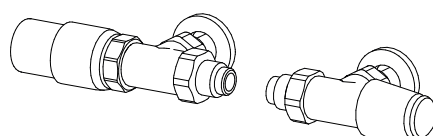
On request: Polished stainless tube cover
(to be cut to right size) Art. CA18 10,80€



REVERSE TON VALVES KIT
page 277

Art. KVR 119,20€

QUADRA COLORED VALVES page 279



REVERSE TON VALVES KIT with
THERMOSTATIC head Art. KTR 165,50€

REMOTE FITTINGS Art. REM 36,60€
tapping centres ▲▼ L¹ - 6cm



2,5±



REMOTE VALVES ASSEMBLY KIT p. 281 with:
- n°2 Fittings (multilayer ø16, copper ø12,14)

REMOTE TON VALVES ASSEMBLY KIT
Art. KVG 153,60€

**REMOTE TON VALVES ASSEMBLY KIT with
THERMOSTATIC head** Art. KVG T 199,80€

FREE is a rectangular tube heating towel bar that can be fixed at will to the wall.

Free towel heater can be used on its own or combined with models protruding max 6 cm


from wall (E.g. Clak, Lamina, S-Platt, Egon, Cross-V, Kuadrum o Form).

DIMENSIONS


Widths: 64/84/104/124/144 cm

Heights: 24 cm

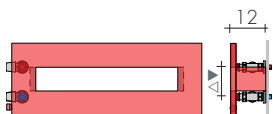
Depths: 12cm




FREE 24-84




FREE 24-124



FREE 24-64



FREE 24-104



FREE 24-144

MODEL	H/L cm	white sablé standard €	EN 442 Δt 50 K watt	EN 442 Δt 30 K watt	▲ ▽ t.c. cm	Height H cm	Width L cm	Weight M Kg	Volume V dm³	MIXED version (EHE cl.II) with sleeve and: cable		
										€	W	digital thermostat €
FREE	24-64	340,60	158	83	10	24	64	3,0	1,9	108,80	250	171,10
FREE	24-84	366,90	202	106	10	24	84	3,9	2,4	108,80	250	171,10
FREE	24-104	395,80	246	129	10	24	104	4,7	2,9	108,80	250	171,10
FREE	24-124	442,50	290	153	10	24	124	5,5	3,5	110,80	400	173,10
FREE	24-144	500,20	334	176	10	24	144	6,4	4,0	110,80	400	173,10

▶ Ready Stock (Δt 40K = W Δt 50K x 0,755) *Radio frequency chronothermostat p.227

ELECTRIC/MIXED Version
HEATING ELEMENT POSITION
©Horizontal Heating Element
On request, EHE in D



STANDARD PRODUCTION

White "sablé" paintwork with brackets
Tolerance ± 3mm - Air vent ø 1/8"

MAXIMUM OPERATING PRESSURE 4 BAR

PRODUCTION ON REQUEST

Brem paintwork - colored brackets +15/25%

Other dimensions on request

Electric version e.Free, page 246

STANDARD FITTING

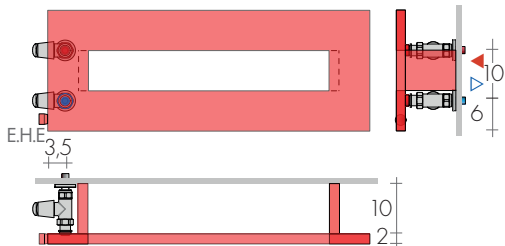
AC ø 1/2"

On request fitting ø 3/8"

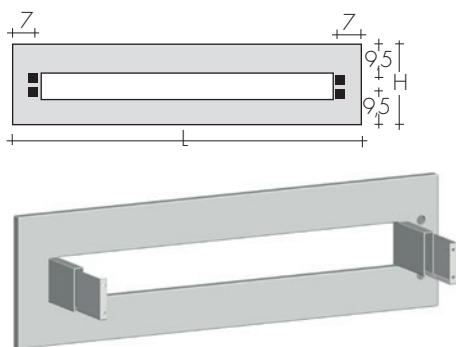
Special fittings, page 287



TAPPING CENTRES



FIXINGS
Brackets included



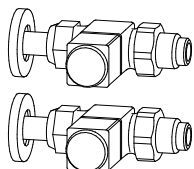
RECOMMENDED VALVES

as standard at the rear of the radiator

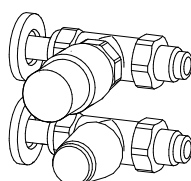
CHROME PLATED VALVES KIT WITH:

- n°2 Valves with O-ring Tangs
- n°2 Fittings (multilayer ø16, copper ø12,14)
- n°2 Round washers

On request: Polished stainless tube cover
(to be cut to right size) Art. CA18 10,80€



STRAIGHT QUADRA VALVES KIT
page 279 Art. KQD 165,20€
BREM color list extra 46,40€



STRAIGHT TON VALVES KIT Art. KVD 129,80€
STRAIGHT TON VALVES KIT with
THERMOSTATIC head Art. KTD 176,00€



REMOTE VALVES ASSEMBLY KIT p. 281 with:
- n°2 Fittings (multilayer ø16, copper ø12,14)

REMOTE TON VALVES ASSEMBLY KIT Art. KVG 153,60€
REMOTE TON VALVES ASSEMBLY KIT with
THERMOSTATIC head Art. KVT 199,80€



FREE 24-124 / KUADRUM 160-55

STRAIGHT MINI VALVES KIT
pag.278 Art. KMD 119,00€

REMOTE FITTINGS Art.REM 36,60€
Remote fittings at the rear: AC▲▽ 10cm



3,5 ++

ESSEN: a simple geometry forms a towel heater composed by one single kind of

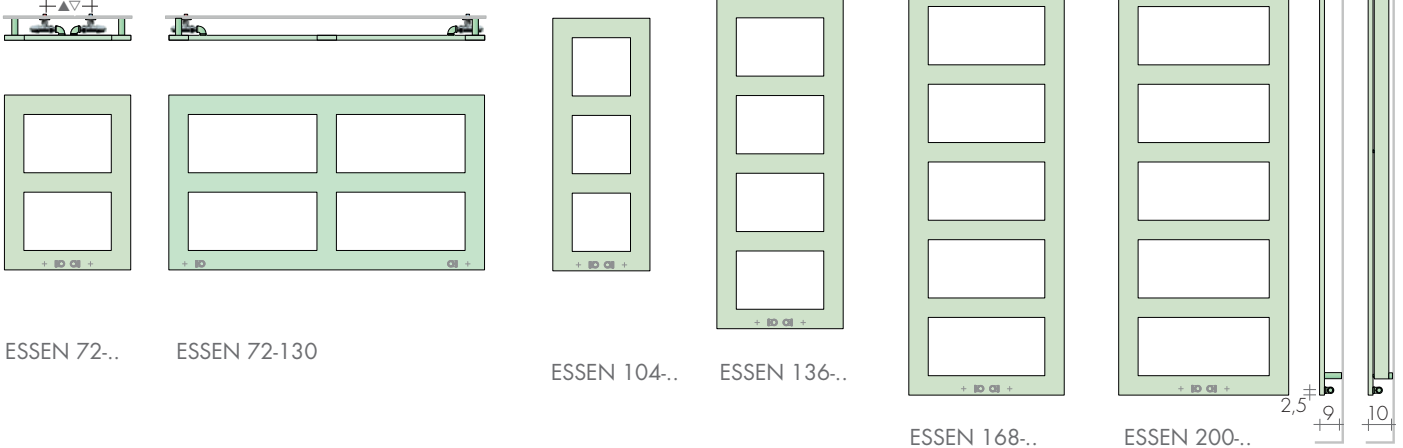
tube, to give an intriguing aesthetics and high performances. A big frame which has

a rectangular section takes place of usual manifolds and avoids high heating outputs.

DIMENSIONS

Widths: 40 / 52 / 64 / 70 / 130 cm
 Heights: 72 / 104 / 136 / 168 / 200 cm
 Depths: 2 cm. Essen Plus 8,5 cm
 Depths from wall: 9 cm. Essen Plus 10 cm

ESSEN PLUS with radiating tubes at the rear




MODEL'21	white sablé		Gilded/Silver leaf	EN 442		▲ ▽ t.c. cm	Height H cm	Width L cm	Weight M Kg	Volume V dm³	MIXED VERSION (EHE cl.II) with:		
	HL cm	standard €		Δt 50 K watt	Δt 30 K watt						cable €	digital thermostat W	€
ESSEN	72-40	523,50	1099,30	238	125	19	72	40	4,7	2,8	108,80	250	171,10
ESSEN	72-52	544,70	1143,70	277	146	19	72	52	5,4	3,3	108,80	250	171,10
ESSEN PLUS	72-52	680,70		420	221	19	72	52	8,9	5,5	110,80	400	173,10
ESSEN	72-130	781,20	1640,60	587	309	116	72	130	11,5	7,0	114,60	650	176,90
ESSEN PLUS	72-130	937,40		793	418	116	72	130	16,6	10,2	118,80	800	181,10
ESSEN	104-52	604,90	1270,30	387	204	19	104	52	7,6	4,6	101,90	400	159,60
ESSEN PLUS	104-40	685,80		519	274	19	104	40	11,1	6,8	103,70	500	161,40
ESSEN PLUS	104-64	837,80		644	339	19	104	64	13,6	8,4	105,50	650	163,20
ESSEN	136-40	652,50	1370,30	431	227	19	136	40	8,5	5,1	110,80	400	173,10
ESSEN	136-52	681,20	1430,50	497	262	19	136	52	9,8	5,9	112,70	500	175,00
ESSEN PLUS	136-40	885,40		668	352	19	136	40	14,2	8,8	114,60	650	176,90
ESSEN PLUS	136-52	980,10		743	392	19	136	52	15,8	9,7	118,80	800	181,10
ESSEN PLUS	136-64	995,80		819	432	19	136	64	17,3	10,7	118,80	800	181,10
ESSEN	168-40	770,30	1617,70	528	278	19	168	40	10,4	6,3	112,70	500	175,00
ESSEN	168-52	805,30	1691,10	607	320	19	168	52	11,9	7,2	114,60	650	176,90
ESSEN	168-64	822,30	1726,80	686	362	19	168	64	13,5	8,2	114,60	650	163,20
ESSEN PLUS	168-40	996,00		816	430	19	168	40	17,4	10,7	118,80	800	167,00
ESSEN PLUS	168-52	1087,00		905	477	19	168	52	19,2	11,8	121,90	900	169,90
ESSEN	200-40	896,40	1882,50	625	329	19	200	40	12,3	7,4	114,60	650	176,90
ESSEN	200-64	933,70	1960,90	810	427	19	200	64	15,9	9,6	118,80	800	181,10
ESSEN PLUS	200-40	1113,80		965	509	19	200	40	20,6	12,7	121,90	900	184,20
ESSEN PLUS	200-64	1243,80		1169	616	19	200	64	24,7	15,2	129,20	1200	191,50
CHROME-PLATED FINISH													
ESSEN CROM	72-52	1198,10		238	125	19	72	52	5,4	3,3	108,80	250	171,10
ESSEN CROM	104-52	1330,30		333	175	19	104	52	7,6	4,6	108,80	250	171,10
ESSEN CROM	136-52	1597,30		427	225	19	136	52	9,8	5,9	110,80	400	173,10
ESSEN CROM	168-52	1771,20		522	275	19	168	52	11,9	7,2	112,70	500	175,00
ESSEN CROM	168-64	1808,90		590	311	19	168	64	13,5	8,2	114,60	650	176,90
ESSEN CROM	200-64	1996,30		736	388	19	200	64	16,8	10,2	118,80	800	181,10

Ready Stock

Δt 40K = W Δt 50Kx0,755

*Radio frequency chronothermostat p.227



Gilded leaf



Silver leaf

STANDARD PRODUCTION

White "sablé" paintwork - Brackets B..

Tolerance ± 3mm - Air vent ø 1/8"

MAXIMUM OPERATING PRESSURE 4 BAR

PRODUCTION ON REQUEST

Paintwork to Brem color list with

colored B.. brackets

Electric version e.Essen, page 247


+15/25%

STANDARD FITTING REG ø 1/2"

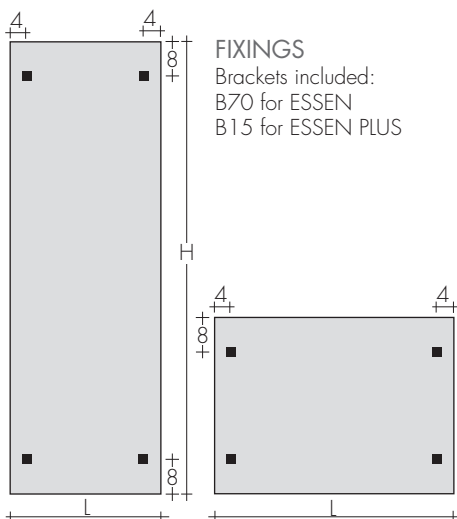
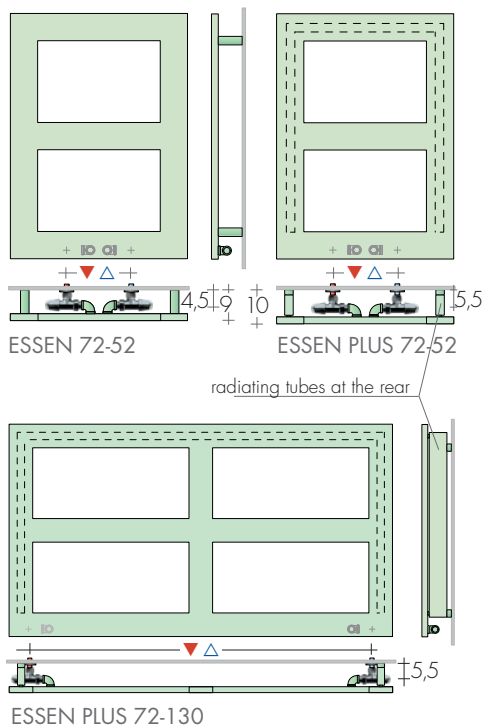
On request: ESSEN with depth 5,5

cm and fitting EG ø3/8"

Special fittings page 287



TAPPING CENTRES



FIXINGS

Brackets included:
B70 for ESSEN
B15 for ESSEN PLUS

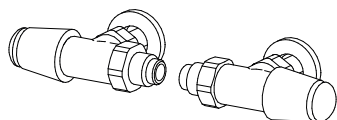
RECOMMENDED VALVES

as standard at the rear of the radiator

CHROME PLATED VALVES KIT WITH:

- n°2 Valves with O-ring Tangs
- n°2 Fittings (multilayer ø16, copper ø12,14)
- n°2 Round washers

On request: Polished stainless tube cover
(to be cut to right size) Art. CA18 10,80€

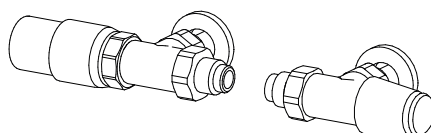


REVERSE TON VALVES KIT
page 277

Art. KVR 119,20€

QUADRA COLORED VALVES

page 279



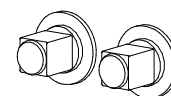
REVERSE TON VALVES KIT with
THERMOSTATIC head

Art. KTR 165,50€

REMOTE FITTINGS

Art. REM 36,60€

tapping centres ▲▼ L - 6cm



2,5 ▲▼

REMOTE VALVES ASSEMBLY KIT p. 281 with:
- n°2 Fittings (multilayer ø16, copper ø12,14)

REMOTE QUADRA VALVES ASSEMBLY KIT

Art. KQG 167,70€

REMOTE TON VALVES ASSEMBLY KIT with

THERMOSTATIC head Art. KVG 199,80€



REM

QUAR: an original heated towel rail with a pure geometrical expression.

In QUAR, the tube is square, not round. A large rectangular section frame replaces

the usual manifolds while increasing heat output at the same time.

DIMENSIONS


Width: 30,5 / 38,5 / 46,5 / 54,5 / 62,5 / 70,5 cm

Height: 97,5 / 127,5 / 157,5 / 180 cm

Depth: 2 cm / Quar-P 8,5 cm

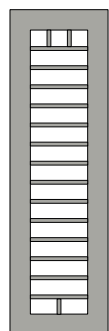
Depth from wall : 9 cm / Quar-P 10 cm

QUAR-P with radiating tubes at the rear




L = 46,5

QUAR 97-..



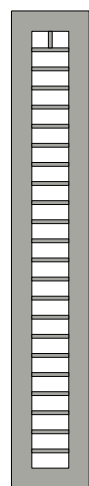
L = 38,5

QUAR 127-..




L = 54,5

QUAR-P 157-..




L = 30,5

QUAR 30,5



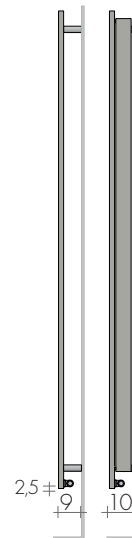
L = 62,5

QUAR 62,5



L = 70,5

QUAR 70,5



MODEL'21

	HL cm	white sablé	EN 442		▲▼ t.c. cm	Height H cm	Width L cm	Weight M Kg	Volume V dm³	MIXED version (EHE cl.II) with sleeve and:		
		standard €	Δt 50 K watt	Δt 30 K watt						cable €	digital thermostat W €	
QUAR	97-46	718,90	364	193	19	97,5	46,5	6,7	3,9	110,80	400	173,10
QUAR	97-54	732,70	403	214	19	97,5	54,5	7,4	4,2	110,80	400	173,10
QUAR	127-38	759,80	415	220	19	127,5	38,5	7,7	4,5	110,80	400	173,10
QUAR	127-46	775,60	463	245	19	127,5	46,5	8,5	4,9	112,70	500	175,00
QUAR	127-54	790,80	510	270	19	127,5	54,5	9,4	5,3	112,70	500	175,00
QUAR	157-38	843,00	506	268	19	157,5	38,5	9,4	5,4	112,70	500	175,00
QUAR	157-46	860,30	561	297	19	157,5	46,5	10,4	5,9	-	-	-
QUAR	157-54	878,50	617	327	19	157,5	54,5	11,3	6,3	114,60	650	176,90
QUAR	157-62	896,90	673	357	19	157,5	62,5	12,3	6,8	114,60	650	176,90
QUAR-P	157-46	1073,30	832	441	19	157,5	46,5	17,0	10,1	118,80	800	181,10
QUAR-P	157-54	1091,60	895	474	19	157,5	54,5	18,1	10,6	121,90	900	184,20
QUAR	180-30	918,70	512	271	19	180	30,5	9,6	5,6	112,70	500	175,00
QUAR	180-38	937,10	575	305	19	180	38,5	10,7	6,1	-	-	-
QUAR	180-46	957,70	637	338	19	180	46,5	11,7	6,6	114,60	650	176,90
QUAR	180-54	977,60	699	370	19	180	54,5	12,8	7,1	114,60	650	176,90
QUAR	180-62	997,60	761	403	19	180	62,5	13,9	7,6	118,80	800	181,10
QUAR	180-70	1036,80	823	436	19	180	70,5	15,0	8,1	118,80	800	181,10
QUAR-P	180-30	1131,80	808	428	19	180	30,5	16,8	10,2	118,80	800	181,10
QUAR-P	180-38	1150,10	877	465	19	180	38,5	18,1	10,8	121,90	900	184,20
QUAR-P	180-46	1170,70	954	506	19	180	46,5	19,4	11,5	121,90	900	184,20
QUAR-P	180-54	1190,70	1022	542	19	180	54,5	20,7	12,1	-	-	-
QUAR-P	180-62	1210,60	1091	578	19	180	62,5	22,0	12,7	129,20	1200	191,50
QUAR-P	180-70	1249,80	1159	614	19	180	70,5	23,2	13,3	129,20	1200	191,50

► Ready Stock

(Δt 40K = W Δt 50Kx0,755)

◊Radio frequency chronothermostat p.227

STANDARD PRODUCTION

White "sablé" paintwork - White brackets B..
Tolerance ± 3mm - Air vent ø 1/8"

MAXIMUM OPERATING PRESSURE 4 BAR

PRODUCTION ON REQUEST

Paintwork to Brem color list with
colored B.. brackets

Electric version e.Quar, page 248

+15/25%

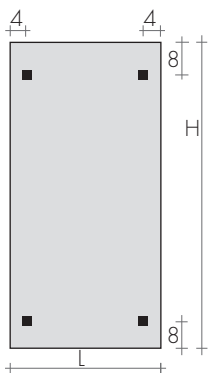
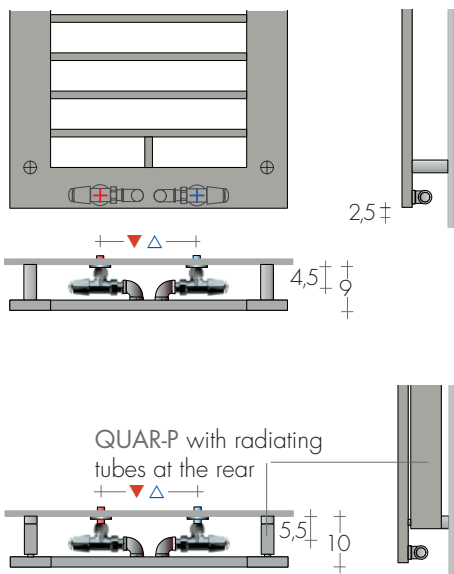
STANDARD FITTING REG ø 1/2"

On request: QUAR with depth 5,5
cm and fitting EG ø3/8"

Special fittings page 287



TAPPING CENTRES



FIXINGS
 Brackets included:
 B70 for QUAR
 B15 for QUAR-P

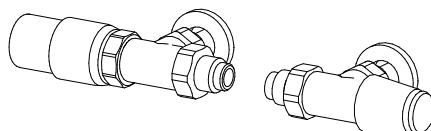
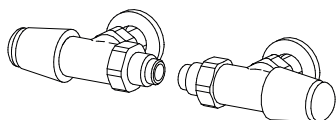
RECOMMENDED VALVES

as standard at the rear of the radiator

CHROME PLATED VALVES KIT WITH:

- n°2 Valves with O-ring Tangs
- n°2 Fittings (multilayer ø16, copper ø12,14)
- n°2 Round washers

On request: Polished stainless tube cover
 (to be cut to right size) Art. CA18 10,80€



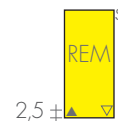
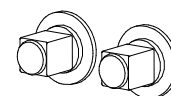
REVERSE TON VALVES KIT
 page 277

Art. KVR 119,20€

REVERSE TON VALVES KIT with
 THERMOSTATIC head

Art. KTR 165,50€

REMOTE FITTINGS Art. REM 36,60€
 tapping centres ▲▼ L - 6cm



REMOTE VALVES ASSEMBLY KIT p. 281 with:
 - n°2 Fittings (multilayer ø16, copper ø12,14)

REMOTE QUADRA VALVES ASSEMBLY KIT
 Art. KQG 167,70€

REMOTE TON VALVES ASSEMBLY KIT with
 THERMOSTATIC head Art. KVGT 199,80€



QUAR 127-46

design Pietro Facheris

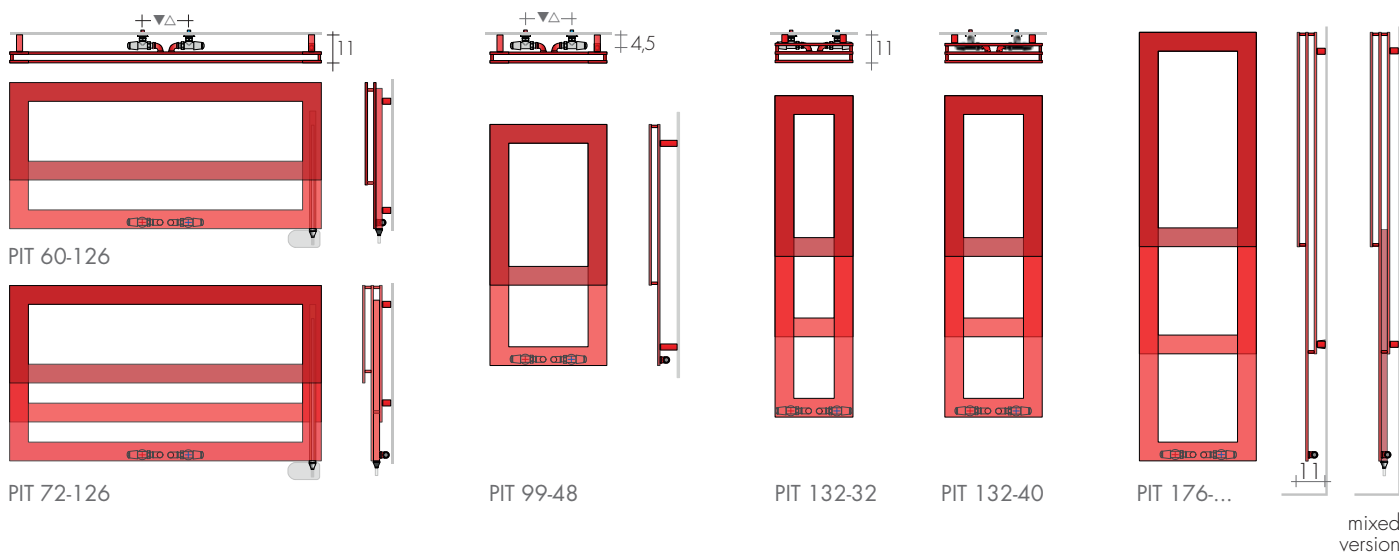
PIT towel heater has an elegant minimalist design, with two or three radiant rectangles,

overlapping each other. Space is optimized by multiplying the heat

output and rectangular sections create three different points of support for towels.

DIMENSIONS:

Width: 32/40/48/56/126 cm
 Height: 60/72/99/132/176 cm
 Depth: 4,1 / 7,3 cm
 Depths from wall: 11 cm



MODEL	HxL cm	white sablé standard €	EN 442 Δt 50 K watt	Δt 30 K watt	▲▼ t.c. cm	Height		Weight M Kg	Volume V dm ³	MIXED version*(EHE cl.II) with manifold and: cable ^o		
						H cm	L cm			€	W	digital thermostat €
PIT	60-126	819,30	588	310	19	60	126	11,7	3,5	183,70	650	241,40
PIT	72-126	1002,00	900	474	19	72	126	17,8	5,5	191,00	900	248,70
PIT	99-40	570,40	369	194	19	99	40	7,7	2,3	179,90	400	237,60
PIT	99-48	617,20	403	212	19	99	48	8,3	2,5	179,90	400	237,60
PIT	132-32	812,60	567	298	19	132	32	12,3	3,7	181,80	500	233,60
PIT	132-40	840,80	613	323	19	132	40	13,2	4,0	183,70	650	241,40
PIT	132-48	869,10	660	347	19	132	48	14,0	4,2	183,70	650	241,40
PIT	176-32	938,60	750	395	19	176	32	16,0	4,8	187,90	800	245,60
PIT	176-40	966,90	796	419	19	176	40	16,9	5,1	187,90	800	245,60
PIT	176-48	995,20	843	444	19	176	48	17,8	5,3	191,00	900	248,70
PIT	176-56	1026,80	889	468	19	176	56	18,6	5,6	191,00	900	248,70

▶ Ready in stock
 Δt 40K = W Δt 50Kx0,755
 °Radio frequency chronothermostat p.227

STANDARD PRODUCTION

White "sablé" paintwork - Brackets B..
 Tolerance ± 3mm - Air vent ø 1/8"
 MAXIMUM OPERATING PRESSURE 4 BAR

PRODUCTION ON REQUEST

Paintwork to Brem color list with
 colored B.. brackets
 Electric version e.Pit, page 250

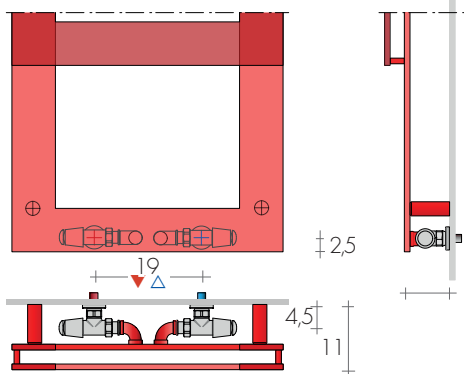
+15/25%

STANDARD FITTING

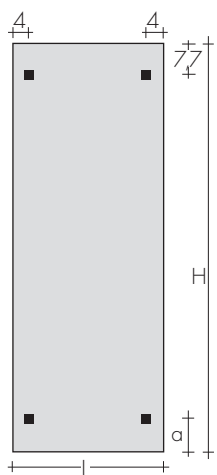
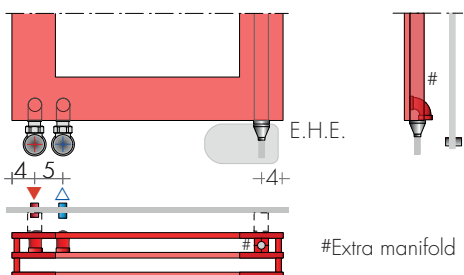
REG ø 1/2"
 Fittings ø 3/8", on request
 Special fittings, page 287



TAPPING CENTRES



*MIXED VERSIONS vertical models only with EG ▲▽5cm fittings and angled valves



FIXINGS
Brackets included

Model	a cm	brackets
PIT 60-126	7,7	B70
PIT 72-126	22	B70
PIT 99- ...	7,7	B70
PIT 132- ...	37	B35
PIT 176- ...	47	B35



PIT 176-40

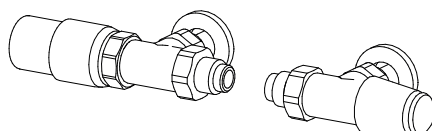
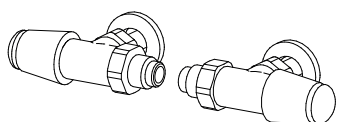
RECOMMENDED VALVES

as standard at the rear of the radiator

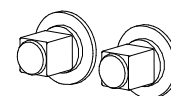
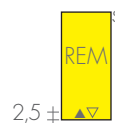
CHROME PLATED VALVES KIT WITH:

- n°2 Valves with O-ring Tangs
- n°2 Fittings (multilayer ø16, copper ø12,14)
- n°2 Round washers

On request: Polished stainless tube cover (to be cut to right size) Art. CA18 10,80€



REMOTE FITTINGS Art. REM 36,60€
tapping centres ▲▽ L - 6cm



REMOTE VALVES ASSEMBLY KIT p. 281 with:
- n°2 Fittings (multilayer ø16, copper ø12,14)

REMOTE QUADRA VALVES ASSEMBLY KIT
Art. KQG 167,70€

REMOTE TON VALVES ASSEMBLY KIT with
THERMOSTATIC head Art. KVT 199,80€

REVERSE TON VALVES KIT
page 277

Art. KVR 119,20€

REVERSE TON VALVES KIT with
THERMOSTATIC head

Art. KTR 165,50€

ASYMM-ASYMP

PRICE FROM 1.07.2022 **+15%**

design Luigi Brembilla

ASYM: the heated towel heater with a simple design using a single tubular

section only 10 mm thick. For a light and functional look.

A series of rectangular frames can be either empty or solid, and installed on either side.

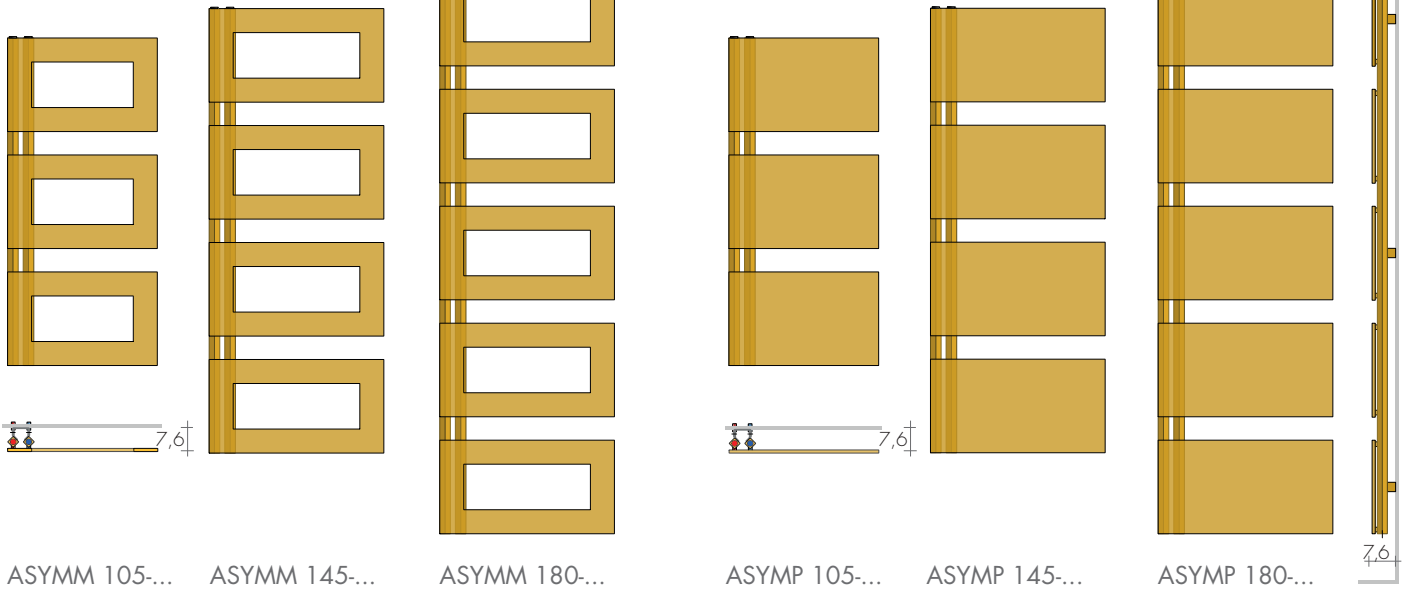
DIMENSIONS

Width: 48 / 56 / 64 cm

Height: 105 / 145 / 180 cm

Depth: 4,8 cm

Depth from wall: 7,6 cm



MODEL	H/L cm	white sablé standard €	EN 442 Δt 50 K watt	Δt 30 K watt	▲ ▼ t.c. cm	Height H cm	Width L cm	Weight M Kg	Volume V dm³	MIXED VERSION*(EHE cl.II) with: cable ^o digital thermostat		
										€	W	€
ASYM	105-48	575,80	506	266	5	105	48	9,2	3,5	91,80	500	154,10
ASYM	105-56	609,70	556	292	5	105	56	10,1	3,8	91,80	500	154,10
ASYM	145-48	697,00	677	356	5	142	48	12,3	4,8	93,70	650	156,00
ASYM	145-56	730,90	744	391	5	142	56	13,5	5,1	97,90	800	160,20
ASYM	145-64	764,80	811	427	5	142	64	14,6	5,5	97,90	800	160,20
ASYM	180-48	797,80	849	447	5	180	48	15,5	6,0	101,00	900	163,30
ASYM	180-56	836,60	933	491	5	180	56	16,9	6,4	101,00	900	163,30
ASYM	180-64	875,50	1016	534	5	180	64	18,3	6,9	101,00	900	163,30
ASYMP	105-48	688,20	606	319	5	105	48	15,1	4,1	93,70	650	156,00
ASYMP	105-56	722,20	682	359	5	105	56	17,1	4,5	93,70	650	156,00
ASYMP	145-48	843,00	811	427	5	142	48	20,2	5,5	97,90	800	160,20
ASYMP	145-56	877,00	911	479	5	142	56	22,8	6,0	101,00	900	163,30
ASYMP	145-64	910,90	1011	532	5	142	64	25,5	6,5	-	-	-
ASYMP	180-48	943,80	1016	534	5	180	48	25,3	6,9	-	-	-
ASYMP	180-56	977,80	1142	601	5	180	56	28,6	7,5	108,30	1200	170,60
ASYMP	180-64	903,30	1267	666	5	180	64	31,9	8,2	108,30	1200	170,60

▶ Ready in stock Δt 40K = W Δt 50Kx0,755

^oRadio frequency chronothermostat p.227
*only with mixed SD valve o Art.TR



ASYMP with MIXED SD QUADRA Valve

STANDARD PRODUCTION

White "sablé" paintwork - B35 brackets

Tolerance ± 3mm - Air vent ø 1/2"

MAXIMUM OPERATING PRESSURE 4 BAR

PRODUCTION ON REQUEST

Paintwork to Brem color list with

colored brackets

Electric version e.Asym, page 249

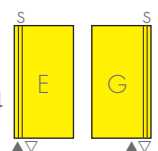
+15/25%

STANDARD FITTING

E - G ø 1/2"

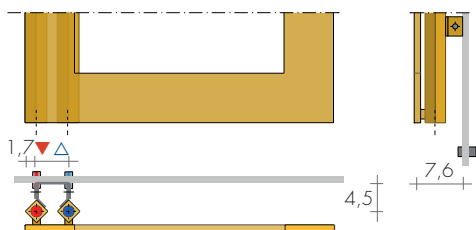
Fittings on request, page 284

BREM valves page 273

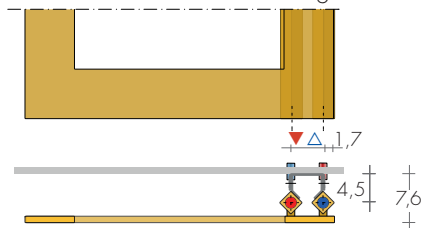


TAPPING CENTRES

ASYM with manifold on the left - E fittings

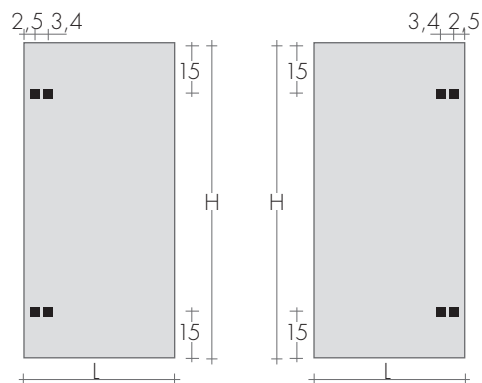


ASYM with manifold on the right - G fittings



FIXINGS

Brackets included

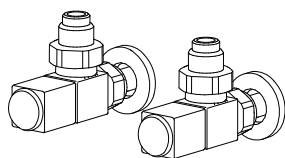


RECOMMENDED VALVES

CHROME PLATED VALVES KIT WITH:

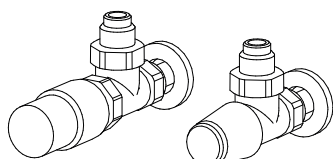
- n°2 Valves with O-ring Tangs
- n°2 Fittings (multilayer ø16, copper ø12,14)
- n°2 Round washers

On request: Polished stainless tube cover (to be cut to right size) Art. CA18 10,80€



ANGLED QUADRA VALVES KIT

pag.279 Art. KQS 156,60€
BREM color list extra 46,40€



ANGLED TON VALVES KIT with THERMOSTATIC head Art. KTS 165,50€

ANGLED TON VALVES KIT page 277 Art. KVS 119,20€



ASYMM 145-56



ASYMP 105-48

design Luigi Brebilla

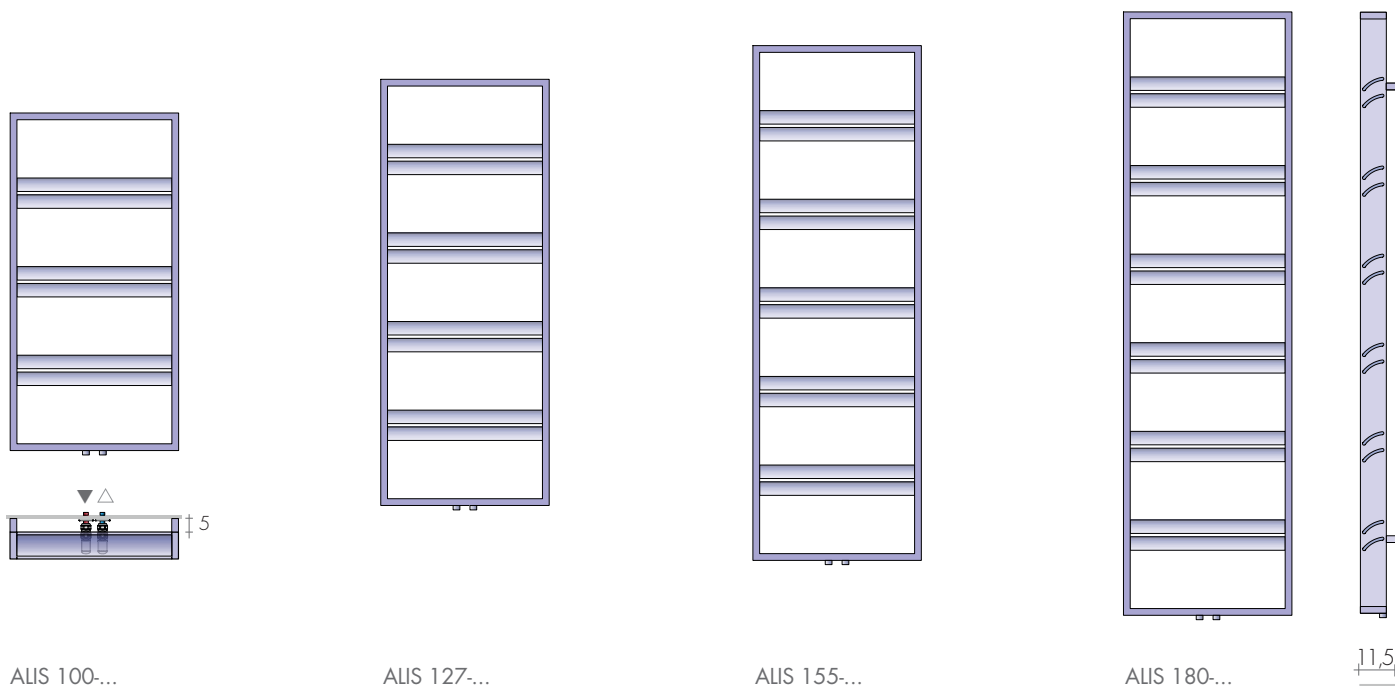
Its elegant, essential rectangular frame is enriched with horizontal tubes that act

as heated towel heaters. Reminiscent of the louvres found in sun blinds, the towel

heaters are slightly curved and slant downwards for easier, quicker drying.

DIMENSIONS:

Width: 40/50/60 cm
 Height: 100/126,5/153/179 cm
 Depth: 8 cm
 Depth from wall: 11,5 cm

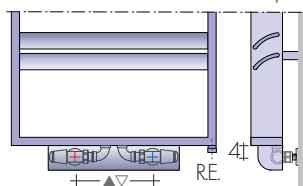


MODEL	HxL cm	white sablé standard SB9016 €	EN 442		▲▼ t.c. cm	Height H cm	Width L cm	Weight M kg	Volume V dm ³	MIXED VERSION* (EHE cl.II) with: cable ^o digital thermostat		
			Δt 50 K watt	Δt 30 K watt						€	W	€
ALIS	100-40	489,40	408	215	5	100	40	8,8	4,5	110,80	400	173,10
ALIS	100-50	536,50	466	246	5	100	50	10,1	5,1	112,70	500	175,00
ALIS	127-40	570,30	506	267	5	126,5	40	11	5,6	112,70	500	175,00
ALIS	127-50	617,30	576	304	5	126,5	50	12,5	6,2	112,70	500	175,00
ALIS	155-40	651,20	604	319	5	153	40	13,1	6,6	114,60	650	176,90
ALIS	155-50	698,20	686	362	5	153	50	15	7,3	114,60	650	176,90
ALIS	180-40	731,90	701	370	5	179	40	15,3	7,6	114,60	650	176,90
ALIS	180-50	815,40	797	421	5	179	50	17,4	8,4	118,80	800	181,10
ALIS	180-60	882,90	893	471	5	179	60	19,4	9,1	121,90	900	184,20

Δt 40K = W Δt 50Kx0,755

*only with EG standard fitting
^oRadio frequency chronothermostat p.227

On request: VALVE COVER (32x6x6 cm)
 with reverse valves ▲▼19cm Art. CR 101,40€
 (not available in mixed versions with thermostat)



STANDARD PRODUCTION

White "sablé" paintwork - B35 brackets
 Tolerance ± 3mm - Air vent ø 1/8"
 MAXIMUM OPERATING PRESSURE 4 BAR

PRODUCTION ON REQUEST

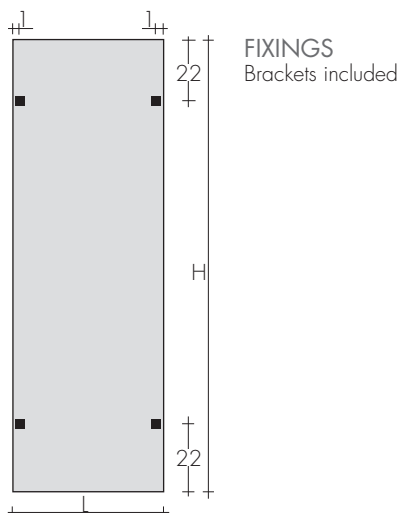
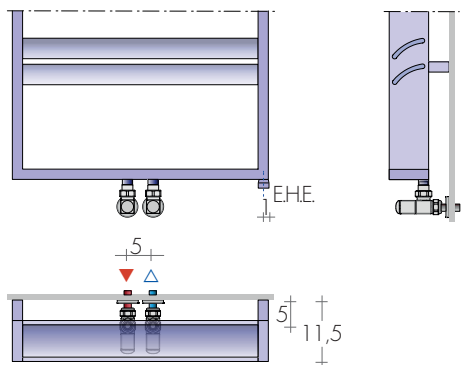
Paintwork to Brem color list with
 colored B35 brackets +15/25%
 Electric version, on request

STANDARD FITTING

EG ø 1/2"
 On request fitting ø 3/8"
 Special fittings page 287



TAPPING CENTRES



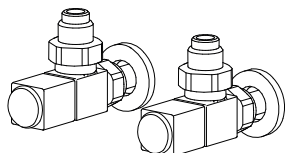
fowel heaters CrossFRAME

RECOMMENDED VALVES

CHROME PLATED VALVES KIT WITH:

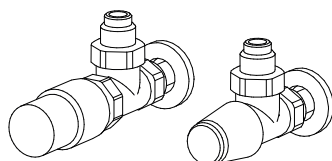
- n°2 Valves with O-ring Tangs
- n°2 Fittings (multilayer ø16, copper ø12,14)
- n°2 Round washers

On request: Polished stainless tube cover (to be cut to right size) Art. CA18 10,80€



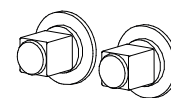
ANGLED QUADRA VALVES KIT page 279 Art. QKS 156,60€
extra for BREM color list 46,40€

ANGLED MINI VALVES KIT page 278 chrome-plated or white color Art. KMS 107,80€



ANGLED TON VALVES KIT with THERMOSTATIC head Art. KTS 165,50€
ANGLED TON VALVES KIT page 277 Art. KVS 119,20€

REMOTE FITTINGS Art. REM 36,60€
Remote fittings at the rear: ▲▼L - 6cm



REMOTE VALVES ASSEMBLY KIT p. 281 with: - n°2 Fittings (multilayer ø16, copper ø12,14)

REMOTE QUADRA VALVES ASSEMBLY KIT Art. KQG 167,70€

REMOTE TON VALVES ASSEMBLY KIT with THERMOSTATIC head Art. KVG 199,80€

ALIS 127-50



design Luigi Brembilla

KORE is a heated towel rail made using the exclusive flat curved Brem tubes as manifolds, with the addition of small radiating tubes

applied in an original hooking design, with the aim of obtaining high thermal outputs to satisfy the requirements of the bathroom.

The frames only can be additionally enhanced with the application of gilded leaf on BRO019 color and silver leaf on BRO002 color.


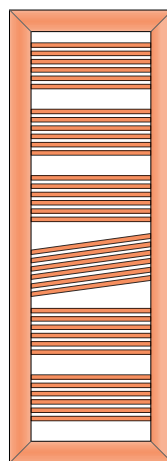
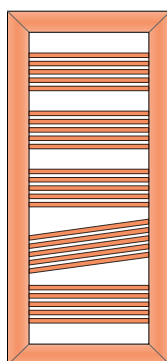
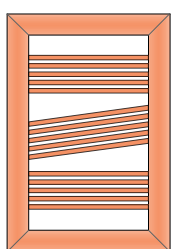
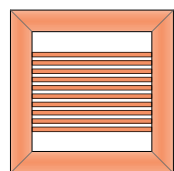
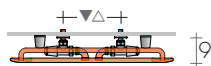
DIMENSIONS

Width 32 / 54 / 64 / 79 cm

Height 54 / 79 / 117 / 153 / 175 cm

Depth 5 cm

Depth from wall 9 cm



KORE 55-...

KORE 80-...

KORE 120-...

KORE 150-...

KORE 175-...

MODEL	HxL cm	white sablé	•MODELS with		EN 442 Δt 50 K watt	▲▽ t.c. •cm	Height H cm	Width L cm	Weight M Kg	Volume V dm³	MIXED version (RE cl.II) with manifolds and:			
		standard €	gilded/silver leaf frame KORE.. €	Δt 50 K watt							cable [◊] €	digital thermostat W (cl.II) €		
KORE	55-55	457,60	KO/KA	907,50	316	19	54	54	2,5	0,8	413	248,40	400	306,10
KORE	55-80	496,90	KO/KA	974,50	426	19	54	79	3,6	1,1	526	250,30	500	308,00
KORE	80-55	531,10	KO/KA	1008,70	411	19	79	54	3,2	1,0	538	250,30	500	308,00
KORE	80-80	609,10	KO/KA	1108,90	554	19	79	79	4,7	1,4	690	252,20	650	309,90
KORE	120-32	774,50	KO/KA	1296,50	378	19	117	32	3,5	1,1	537	250,30	500	308,00
KORE	120-55	828,20	KO/KA	1372,50	538	19	117	54	5,6	1,7	709	252,20	650	309,90
KORE	150-32	923,20	KO/KA	1478,60	453	19	153	32	5,9	1,5	648	252,20	650	309,90
KORE	150-55	993,70	KO/KA	1571,40	645	19	153	54	7,8	2,4	851	259,50	900	317,20
KORE	175-32	1071,80	KO/KA	1649,50	528	19	175	32	6,3	1,9	749	256,40	800	314,10
KORE	175-55	1159,40	KO/KA	1764,90	752	19	175	54	10,1	3,1	988	259,50	900	317,20
KORE	175-65	1198,70	KO/KA	1840,80	854	19	175	64	11,8	3,6	1096	266,80	1200	324,50
KORE	175-80	1295,70	KO/KA	1986,30	1006	19	175	79	14,5	4,4	1257	266,80	1200	324,50

•Application of the leaf on the frame of Kore:

- KO gilded leaf frame with BRO019 color for tubes and brackets
- KA silver leaf frame with BRO002 color for tubes and brackets

Δt 40K = W Δt 50K x 0,755

◊Radio frequency chronothermostat p.227

MINIMUM OPERATING PRESSURE 1,5 BAR
MAXIMUM OPERATING PRESSURE 3 BAR

STANDARD PRODUCTION

White "sablé" paintwork-white SB 9016
brackets white color mod. M4B
Tolerance ± 3 mm - Air vent ø 1/8"

PRODUCTION ON REQUEST

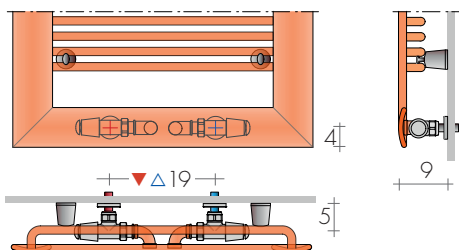
Paint to Brem color list with
chrome-plated M8C brackets +15/25%
Electric version e.Kore, page 251

STANDARD FITTING

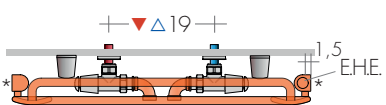
REG ø 1/2"
On request fitting ø 3/8"
Special fittings page 287



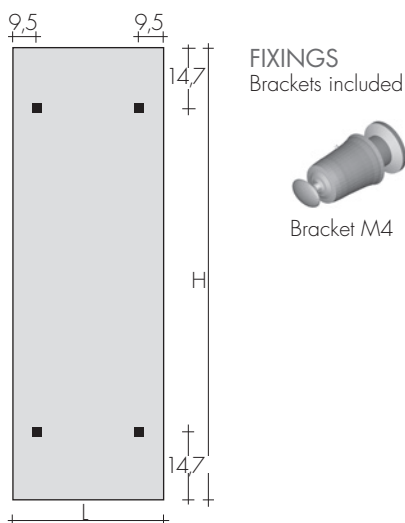
TAPPING CENTRES



MIXED VERSION



*Extra manifolds for electric heating element



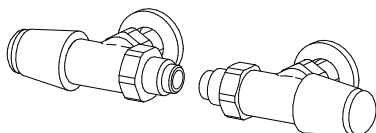
RECOMMENDED VALVES

as standard at the rear of the radiator

CHROME PLATED VALVES KIT WITH:

- n°2 Valves with O-ring Tangs
- n°2 Fittings (multilayer ø16, copper ø12,14)
- n°2 Round washers

On request: Polished stainless tube cover (to be cut to right size) Art. CA18 10,80€

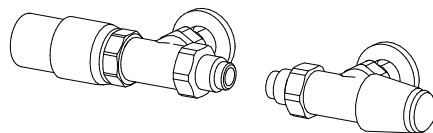


REVERSE TON VALVES KIT page 277

Art. KVR 119,20€

VALVES IN GILDED/SILVER LEAF FINISH page 275

extra 170,00€




REVERSE TON VALVES KIT with THERMOSTATIC head

Art. KTR 165,50€

REMOTE FITTINGS

tapping centres ▲▼ L - 6cm

Art. REM 36,60€



3,5 ± ▲▼

REMOTE VALVES ASSEMBLY KIT p. 281 with: - n°2 Fittings (multilayer ø16, copper ø12,14)

REMOTE TON VALVES ASSEMBLY KIT

Art. KVG 153,60€

REMOTE TON VALVES ASSEMBLY KIT with THERMOSTATIC head

Art. KVG T 199,80€



KORE 120-55

KORE COR - KORE CROM

PRICE FROM
1.07.2022 **+15%**

KORE COR resumes the graphic play expressed in Kore with only one frame, elegant and essential. On request, available with the addition of three radiating tubes for

towels. KORE MIRA steps away from the traditional heated towel rail function with the application of mirror inside the frame. An impressive and unusual interior décor

effect. KORE COR models available in gold and aluminium color can be additionally enhanced with the application of gilded and silver leaf

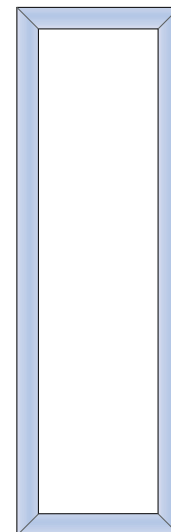
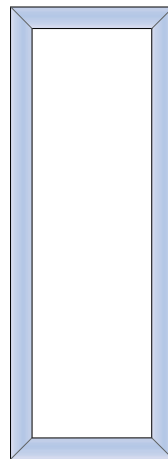
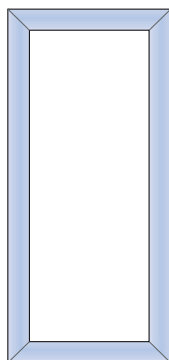
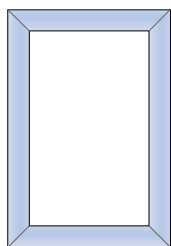
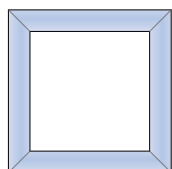
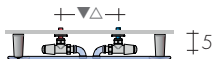
DIMENSIONS

Width 32 / 54 / 79 cm

Height 54 / 79 / 117 / 153 / 175 cm

Depth 1,5 cm

Depth from wall 9 cm



K-COR 55 - ...
K-CROM 55 - ...

K-COR 80 - ...
K-CROM 80 - ...

K-COR 120 - ...
K-CROM 120 - ...

K-COR 150 - ...
K-CROM 150 - ...

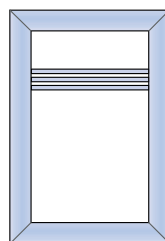
K-COR 175 - ...
K-CROM 175 - ...

MODEL	H-L cm	white sablé standard €	•Model with gilded/silver leaf frame KORE.. €	EN 442		▲▽ t.c. cm	Height H cm	Width L cm	Weight M Kg	Volume V dm³	KORE MIRA with mirror	
				Δt 50 K watt	Δt 30 K watt						Art.	extra €
K-COR	55-55	264,90	KO/KA 714,80	160	84	19	54	54	0,29	0,08	KM	182,70
K-COR	55-80	311,70	KO/KA 789,30	202	106	19	54	79	0,37	0,10	KM	190,60
K-COR	80-55	311,70	KO/KA 789,30	202	106	19	79	54	0,37	0,10	KM	230,20
K-COR	80-80	352,80	KO/KA 852,60	245	129	19	79	79	0,45	0,12	KM	238,40
K-COR	120-32	319,90	KO/KA 841,90	219	115	19	117	32	0,42	0,11	KM	293,90
K-COR	120-55	354,90	KO/KA 899,20	254	133	19	117	54	0,49	0,13	KM	301,90
K-COR	150-32	339,40	KO/KA 894,80	278	146	19	153	32	0,52	0,14	KM	341,60
K-COR	150-55	375,00	KO/KA 952,70	312	164	19	153	54	0,59	0,16	KM	349,50
K-COR	175-32	358,70	KO/KA 936,40	314	165	19	175	32	0,61	0,16	KM	389,10
K-COR	175-55	397,30	KO/KA 1002,80	349	183	19	175	54	0,68	0,18	KM	397,10
CHROME-PLATED VERSION												
K-CROM	55-55	964,80		133	70	19	54	54	0,29	0,08	KM	182,70
K-CROM	55-80	1120,40		168	88	19	54	79	0,37	0,10	KM	190,60
K-CROM	80-55	1120,40		168	88	19	79	54	0,37	0,10	KM	230,20
K-CROM	80-80	1276,50		203	107	19	79	79	0,45	0,12	KM	238,40
K-CROM	120-32	1267,10		182	96	19	117	32	0,42	0,11	KM	293,90
K-CROM	120-55	1412,90		211	111	19	117	54	0,49	0,13	KM	301,90
K-CROM	150-32	1499,10		226	119	19	153	32	0,52	0,14	KM	341,60
K-CROM	150-55	1644,90		255	134	19	153	54	0,59	0,16	KM	349,50
K-CROM	175-32	1724,70		261	137	19	175	32	0,61	0,16	KM	389,10
K-CROM	175-55	1870,70		290	153	19	175	54	0,68	0,18	KM	397,10


•Application of the leaf on the frame of Kore:
- KO gilded leaf frame with BR0019 color for brackets
- KA silver leaf frame with BR0002 color for brackets

(Δt 40K = W Δt 50Kx0,755)

No. 3 radiating tubes (57w)
with M4. Version:
white Art. K3V 93,10€
chr.-plated Art. K3C 128,70€



KORE MIRA
with mirror



MINIMUM OPERATING PRESSURE 1,5 BAR
MAXIMUM OPERATING PRESSURE 3 BAR

STANDARD PRODUCTION

White "sablé" paintwork, white brackets M8S
or chrome-plated finish - chrome-plated brackets
Tolerance ± 3 mm - Air vent ø 1/8"

PRODUCTION ON REQUEST

Paint to Brem color list with
chrome-plated M8C brackets +15/25%
Electric version e.Kore, p. 251

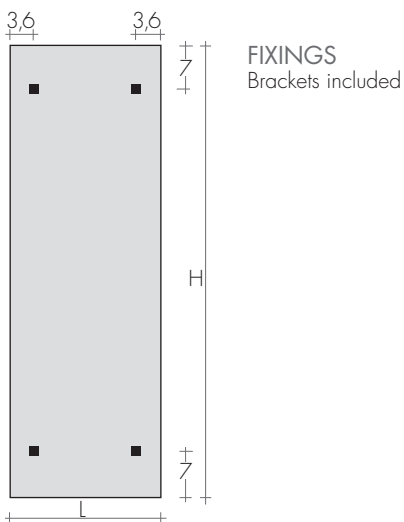
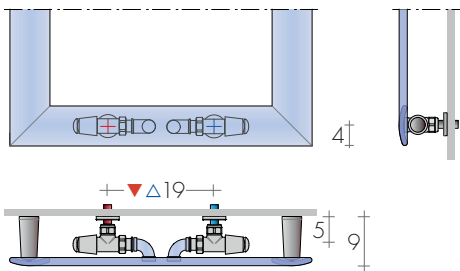
STANDARD FITTING

REG ø 1/2"
On request fitting ø 3/8"
Special fittings page 287



TAPPING CENTRES

KORE COR and KORE CROM are designed to be mounted with reverse valves on the back of the radiator.



fowel heaters CrossFRAME

RECOMMENDED VALVES

as standard at the rear of the radiator

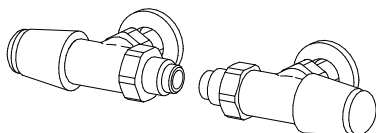
CHROME PLATED VALVES KIT WITH:

- n°2 Valves with O-ring Tangs
- n°2 Fittings (multilayer ø16, copper ø12,14)
- n°2 Round washers

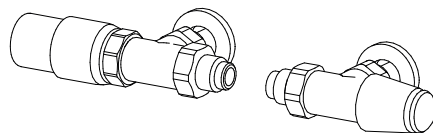
On request: Polished stainless tube cover
(to be cut to right size) Art. CA18 10,80€

VALVES IN GILDED/SILVER LEAF FINISH
page 275 extra 170,00€


REMOTE FITTINGS Art. REM 36,60€
tapping centres ▲▼ L¹ - 6cm



REVERSE TON VALVES KIT
page 277 Art. KVR 119,20€



REVERSE TON VALVES KIT with
THERMOSTATIC head Art. KTR 165,50€



REMOTE VALVES ASSEMBLY KIT p. 281 with:
- n°2 Fittings (multilayer ø16, copper ø12,14)

REMOTE TON VALVES ASSEMBLY KIT
Art. KVG 153,60€

REMOTE TON VALVES ASSEMBLY KIT with
THERMOSTATIC head Art. KVG T 199,80€

TRAP

PRICE FROM 1.07.2022 **+15%**

design Luigi Brebbilla

TRAP is the solution for those wanting a creative, atypical alternative to enliven the

usual lines of a bathroom. More than just a useful, practical radiator,

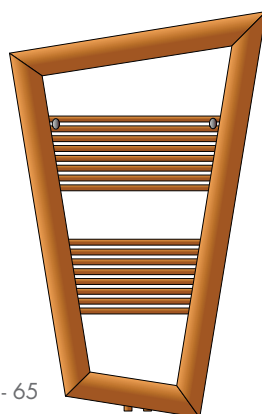
TRAP is a proper piece of sculpture to furnish and express great personality.

DIMENSIONS

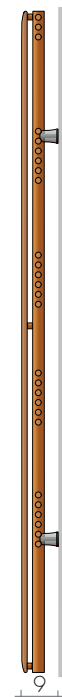

Width 65,2 / 76,3 cm
Height 103 / 168 cm
Depth 4,8 cm
Depth from wall 9 cm



TRAP 105-65



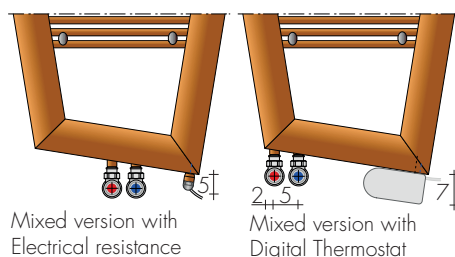
TRAP 170-75



MODEL	H-L cm	white sablé standard €	EN 442		▲ ▽ t.c. cm	Height H cm	Width		Weight M Kg	Volume V dm ³	MIXED version (EHE cl.II) with sleeve and: cable ^o	
			Δt 50 K watt	Δt 30 K watt			L cm	W			digital thermostat €	
TRAP	105-65	851,50	632	329	5	103	65,2	10,0	3,6	114,60	650	176,90
TRAP	170-75	1127,30	921	479	5	168	76,3	14,8	5,4	121,90	900	184,20

Δt 40K = W Δt 50K x 0,755

^oDigital Thermostat p.243



MINIMUM OPERATING PRESSURE 1,5 BAR
MAXIMUM OPERATING PRESSURE 3 BAR

STANDARD PRODUCTION


White "sablé" paintwork - white M4 brackets
Tolerance ± 3 mm - Air vent ø 1/8"

PRODUCTION ON REQUEST

Paint to Brem color list +15/25%
Electric version e.Trap, page 253

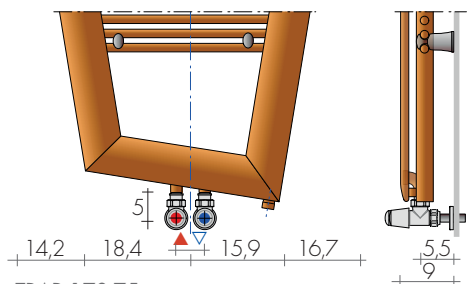
STANDARD FITTING

EG ø 1/2"
Special fittings page 287

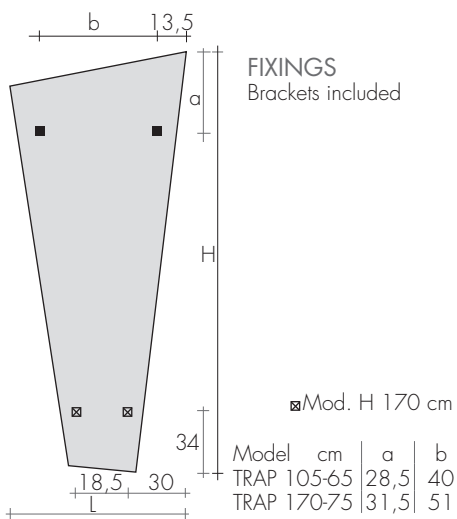
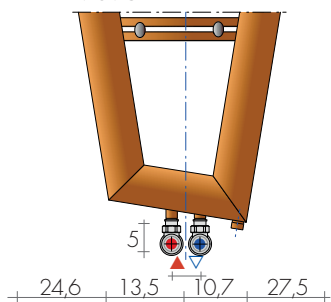


TAPPING CENTRES

TRAP 105-65



TRAP 170-75



CrossFRAME

fowel heaters

RECOMMENDED VALVES

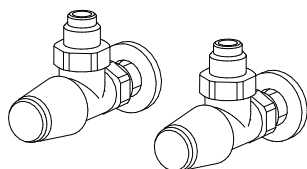
CHROME PLATED VALVES KIT WITH:

- n°2 Valves with O-ring Tangs
- n°2 Fittings (multilayer ø16, copper ø12,14)
- n°2 Round washers

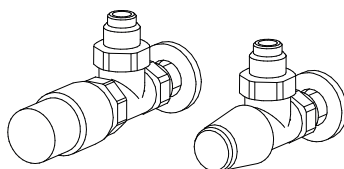
On request: Polished stainless tube cover (to be cut to right size) Art. CA18 10,80€

ANGLED MINI VALVES KIT page 278
chrome-plated or white color Art. KMS 107,80€

REMOTE FITTINGS Art.REM 36,60€
Remote fittings at the rear: ▲▽ 5cm



ANGLED TON VALVES KIT page 277 Art. KVS 119,20€



ANGLED TON VALVES KIT with THERMOSTATIC head Art. KTS 165,50€

REMOTE VALVES ASSEMBLY KIT p. 281 with:
- n°2 Fittings (multilayer ø16, copper ø12,14)

REMOTE TON VALVES ASSEMBLY KIT Art. KVG 153,60€

REMOTE TON VALVES ASSEMBLY KIT with THERMOSTATIC head Art. KVGT 199,80€

design Luigi Brembilla

Like looking out of a window or down a stairwell. Spaces that get smaller and smaller,

forming a 3D frame that both heats and decorates. Spaces that create an absolutely

novel radiator that will never go unobserved: only later is it discovered and remarked upon.

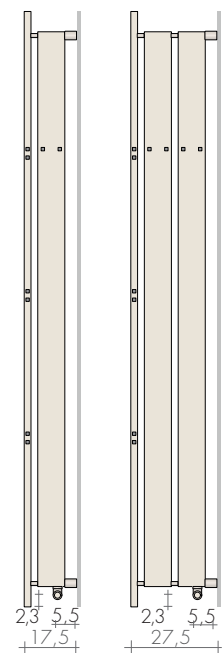
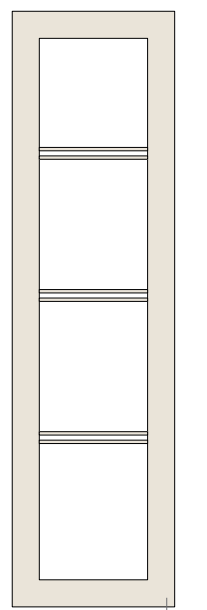

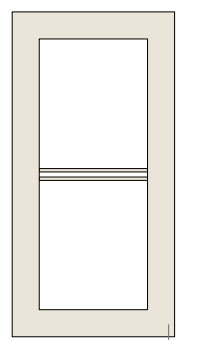
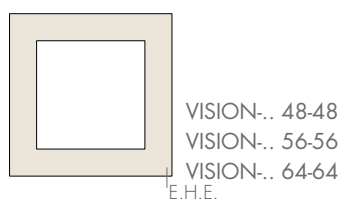
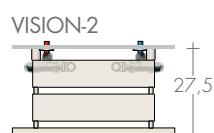
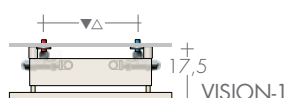
DIMENSIONI

Larghezze: 48/56/64/80/96/112 cm

Altezze: 48/56/64/80/96/128/176 cm

Profondità: 14/24 cm

Sporgenza dal muro 17,5/27,5 cm



VISION-.. 48-80 VISION-.. 56-96
VISION-.. 64-112

VISION-ST.. 80-48

VISION-ST.. 128-..

VISION-ST.. 176-..

MODEL	HL cm	white sablé standard €	EN 442		▲▽ t.c. cm	Height H cm	Width L cm	Depth P cm	Weight M Kg	Volume V dm³	MIXED version (EHE cl.II) with sleeve and: digital thermostat		
			Δt 50 K watt	Δt 30 K watt							Δt 40K = W Δt 50Kx0,755	€	W
VISION-1	48-48	594,60	322	172	27	48	48	14	6,4	3,9	110,80	400	173,10
VISION-2	48-48	818,70	462	246	27	48	48	24	9,3	5,7	112,70	500	175,00
VISION-1	56-56	619,10	391	208	35	56	56	14	7,8	4,7	110,80	400	173,10
VISION-2	56-56	885,00	565	301	35	56	56	24	11,4	6,9	112,70	500	175,00
VISION-1	64-64	671,30	461	246	43	64	64	14	9,2	5,6	112,70	500	173,10
VISION-2	64-64	924,70	667	356	43	64	64	24	13,5	8,2	114,60	650	175,00
VISION-1	48-80	681,20	461	246	59	48	80	14	9,2	5,6	112,70	500	173,10
VISION-2	48-80	943,30	667	356	59	48	80	24	13,5	8,2	114,60	650	175,00
VISION-1	56-96	725,90	565	301	75	56	96	14	17,1	10,4	112,70	500	173,10
VISION-2	56-96	1015,40	821	438	75	56	96	24	28,3	17,2	114,60	650	175,00
VISION-1	64-112	783,40	669	357	91	64	112	14	20,2	12,3	114,60	650	175,00
VISION-2	64-112	1084,80	975	520	91	64	112	24	33,5	20,3	121,90	900	184,20
VISION-1ST	80-48	775,20	475	251	27	80	48	14	9,2	5,6	112,70	500	173,10
VISION-2ST	80-48	1086,70	681	360	27	80	48	24	13,5	8,2	114,60	650	175,00
VISION-1ST	128-56	975,70	745	393	35	128	56	14	15,4	9,2	118,80	800	181,10
VISION-2ST	128-56	1317,00	1067	563	35	128	56	24	22,4	13,5	121,90	900	184,20
VISION-1ST	176-48	1132,00	926	489	27	176	48	14	18,3	10,9	121,90	900	184,20
VISION-2ST	176-48	1525,90	1321	703	27	176	48	24	26,7	16,0	129,20	1200	191,50

▶ Ready in stock

Δt 40K = W Δt 50Kx0,755

◊Radio frequency chronothermostat p.227

STANDARD PRODUCTION

White "sablé" paintwork - B35 brackets

Tolerance ± 3 mm - Air vent ø 1/8"

MAXIMUM OPERATING PRESSURE 4 BAR

PRODUCTION ON REQUEST

Paintwork to Brem color list with

colored B35 brackets

Electric version e.Vision, page 252

+15/25%

STANDARD FITTING

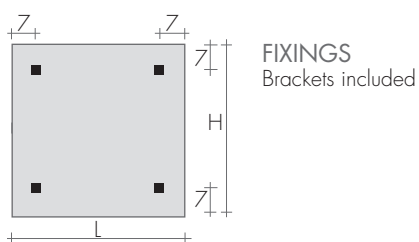
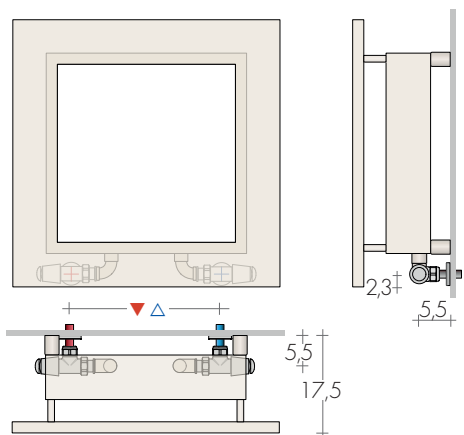
REG ø 1/2"

On request fitting ø3/8"

Special fittings page 287



TAPPING CENTRES



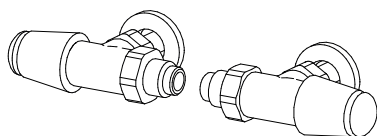
RECOMMENDED VALVES

as standard at the rear of the radiator

CHROME PLATED VALVES KIT WITH:

- n°2 Valves with O-ring Tangs
- n°2 Fittings (multilayer ø16, copper ø12,14)
- n°2 Round washers

On request: Polished stainless tube cover
(to be cut to right size) Art. CA18 10,80€



- REVERSE TON VALVES KIT Art. KVR 119,20€
- REVERSE TON VALVES KIT with THERMOSTATIC head Art. KTR 165,50€



VISION-1 48-48



VISION-2ST 128-56

design Luigi Brembilla

ZOOM is an overlapping sequence of radiating elements generating a dynamic geometric composition on wall.

Fanciful design and simple shapes for a

heated towel rails that decorates and heats in the same time.

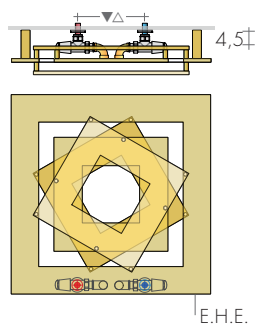
DIMENSIONS

Widths: 56/75/90 cm

Heights: 56/75/90 cm

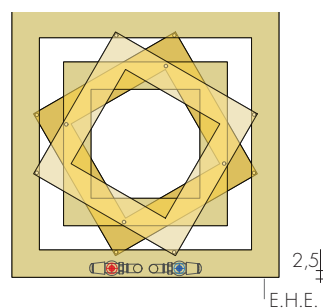
Depths: 8 cm

Depths from wall: 12,5 cm



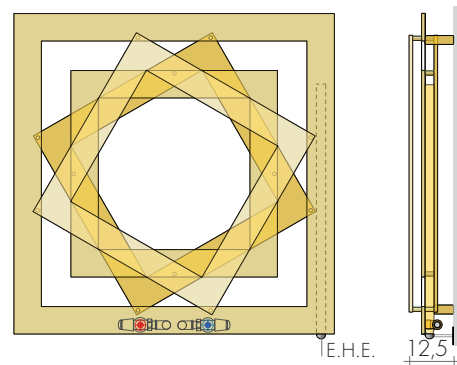
ZOOM 56-56

E.H.E.



ZOOM 75-75

E.H.E.



ZOOM 90-90

E.H.E.

MODEL	H-L cm	white sablé standard €	EN 442		▲ ▽ t.c. cm	Height H cm	Width L cm	Weight M Kg	Volume V dm ³	MIXED version (EHE cl.II) with collector et: cable ^o digital thermostat		
			Δt 50 K watt	Δt 30 K watt						€	W	€
ZOOM	56-56	863,00	420	221	19	56	56	8,7	2,6	179,90	400	237,60
ZOOM	75-75	995,20	643	338	19	75	75	13,6	4,1	183,70	650	241,40
ZOOM	90-90	1108,60	835	439	19	90	90	17,7	5,3	191,00	900	248,70

Δt 40K = W Δt 50K x 0,755 ^oRadio frequency chronothermostat p.227

STANDARD PRODUCTION

White "sablé" paintwork - B70 brackets

Tolerance ± 3mm - Air vent ø 1/8"

MAXIMUM OPERATING PRESSURE 4 BAR

PRODUCTION ON REQUEST

Paintwork to Brem color list with

colored B70 brackets

Electric version e.Zoom, page 253

+15/25%

STANDARD FITTING

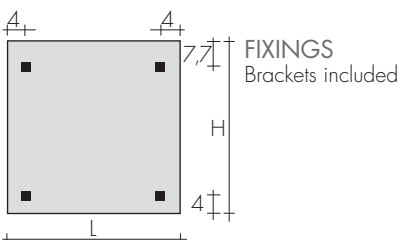
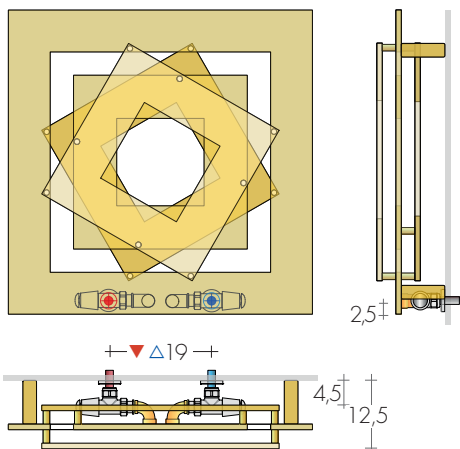
REG ø 1/2"

On request fitting ø 3/8"

Special fittings, page 287



TAPPING CENTRES



FIXINGS
Brackets included



ZOOM 75-75

RECOMMENDED VALVES

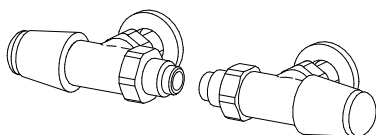

as standard at the rear of the radiator

CHROME PLATED VALVES KIT WITH:

- n°2 Valves with O-ring Tangs
- n°2 Fittings (multilayer ø16, copper ø12,14)
- n°2 Round washers

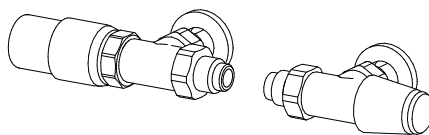
On request: Polished stainless tube cover
(to be cut to right size) Art. CA18 10,80€

REMOTE FITTINGS Art. REM 36,60€
tapping centres ▲▼ L - 6cm



REVERSE TON VALVES KIT
page 277

Art. KVR 119,20€



REVERSE TON VALVES KIT with
THERMOSTATIC head

Art. KTR 165,50€

REMOTE VALVES ASSEMBLY KIT p. 281 with:
- n°2 Fittings (multilayer ø16, copper ø12,14)

REMOTE TON VALVES ASSEMBLY KIT
Art. KVG 153,60€

REMOTE TON VALVES ASSEMBLY KIT with
THERMOSTATIC head Art. KVGT 199,80€

PANELS INDEX

RADIATORS WITH PANEL AND FLAT TUBES

RADIATORS COLLECTION

	page
LAMINA	98
CLAK	102
SO-FLEX	106
LOGGIA	108
S-PLATT	110
S-PLATT INOX	114
S-PLATT FO/FA	116
S-EVID	118
EGON	120
OPEN	124
SUIT	130
C-Prolux®	136

TOWEL HEATERS COLLECTION

	page
CUBICO	140
FLAG	142
CLARK	144
RAM	146
MANT	148
SO-FLEX	150
SLIDE	152
VELETTA	154
LOGGIA D/T	156
CAMEO	158
PLATT COLOR	160
PLATT INOX	162
PLATT FO/FA	164
UNI PLATT/LAM	166




PANELS

LAMINA: a new smooth and rigorous radiant plate, elegance obtained by hiding behind valves and manifolds. The angled edge transforms this plate into a very thin and minimal element of 1,2 cm.



LAMINA

PANELS



CLAK

S-PLATT

CLAK is the radiant panel with a refined and essential aesthetic and a minimum depth of 2,3 cm (page 102).

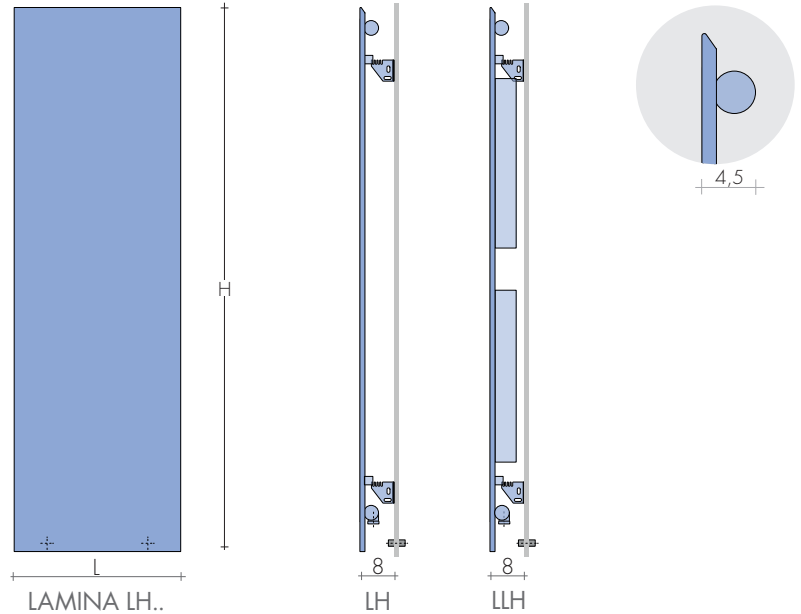
S-PLATT is the radiant panel with a flat and smooth surface in colored finishes or in gold / silver leaf, stainless steel with 3,6 cm of depth (page 110).

LAMINA: a new very thin and rigorous radiant plate, minimalism and elegance

obtained by hiding valves and air vent, but can be adjustable

The manifolds are white in order to be fitted to the wall.

Height: from 169 to 229 cm
Width: from 32 to 97 cm
Depth: 4,5/6 cm
Depth from wall: 8 cm



LH Vertical panel and horizontal manifolds
LLH Vertical panel with fins

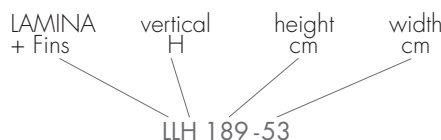
PANELS

EN 442 Watt Δt 50K (Δt 40K = $W \times 0,755$) - (Δt 30K = $W \times 0,526$)

MODEL	L cm	32	40	47	54	61	68	75	82	90	97
H cm	t.p. ▲▽cm	32,4	39,5	46,7	53,8	61	68,1	75,3	82,4	89,6	96,7
LH 169	€	760,40 464w	816,50 580w	872,60 696w	928,70 812w	984,80 928w	1040,90 1044w	1097,00 1160w	1153,20 1276w	1209,30 1392w	1265,40 1508w
LLH 169	€	1014,00 612w	1069,70 765w	1125,40 918w	1181,00 1071w	1236,70 1224w	1292,30 1377w	1347,90 1530w	1403,60 1683w	1459,20 1836w	1514,90 1989w
LH 189	€	804,80 520w	864,50 650w	924,30 780w	984,00 910w	1043,70 1040w	1103,50 1170w	1163,20 1300w	1222,90 1430w	1282,70 1560w	1342,40 1690w
LLH 189	€	1059,70 676w	1118,40 845w	1177,00 1014w	1235,70 1183w	1294,30 1352w	1353,00 1521w	1411,50 1690w	1470,20 1859w	1528,80 2028w	1587,50 2197w
LH 209	€	861,10 576w	923,60 720w	985,90 864w	1048,40 1008w	1110,80 1152w	1173,30 1296w	1235,70 1440w	1298,20 1584w	1360,60 1728w	1423,10 1872w
LLH 209	€	1108,10 740w	1170,20 925w	1232,20 1110w	1294,30 1295w	1356,30 1480w	1418,40 1665w	1480,40 1850w	1542,50 2035w	1604,50 2220w	1666,60 2405w
LH 229	€	921,10 632w	985,70 790w	1050,20 948w	1114,80 1106w	1179,40 1264w	1244,00 1422w	1308,50 1580w	1373,10 1738w	1437,60 1896w	1502,30 2054w
LLH 229	€	1182,50 804w	1246,10 1005w	1309,60 1206w	1373,20 1407w	1436,70 1608w	1500,40 1809w	1563,90 2010w	1627,50 2211w	1691,00 2412w	1754,60 2613w

HOW TO ORDER

State: model, (L indicates fins), height and width in cm; fitting and color if different from standard
e.g.: LLH 209 - 46, EG \varnothing 1/2", RAL 3005



HEIGHTS ON REQUEST

Heights every 10 cm:
- thermal outputs and prices by interpolation

STANDARD PRODUCTION

White "sablé" paintwork - EOS brackets
Air vent \varnothing 1/2" - Tolerance \pm 3 mm
Maximum operating pressure 6 bar

PRODUCTION ON REQUEST

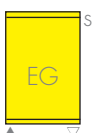
Paintwork to Brem list with colored brackets
(white back side and manifolds) +15/25%
Back and manifolds same color of radiator 165€

STANDARD FITTINGS

EG \varnothing 1/2"

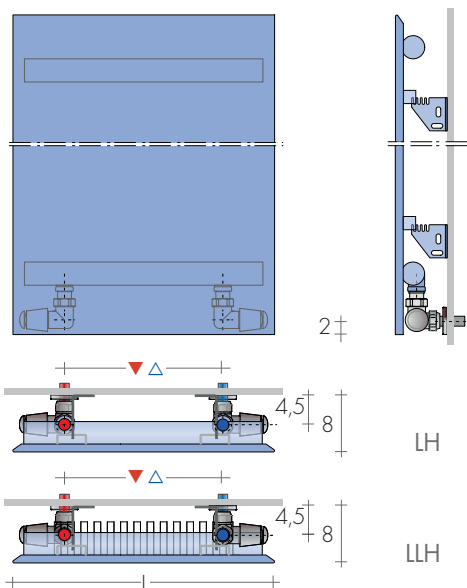
Special fittings

page 286

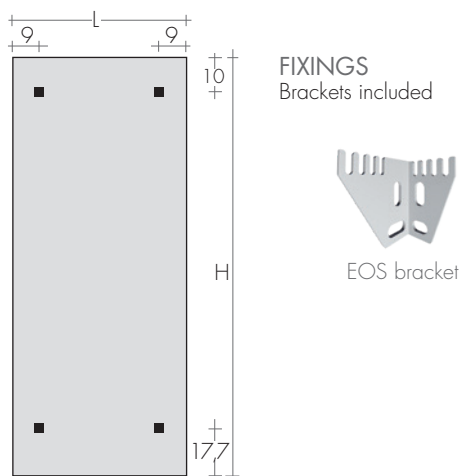


TAPPING CENTRES

EG standard fittings, use side control valves



Panel with valves in sight H - 7cm, on request



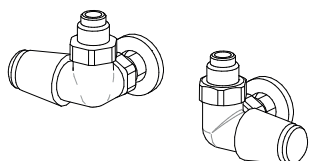
RECOMMENDED VALVES

as standard at the rear of the radiator

CHROME PLATED VALVES KIT WITH:

- n°2 Valves with O-ring Tangs
- n°2 Fittings (multilayer ø16, copper ø12,14)
- n°2 Round washers

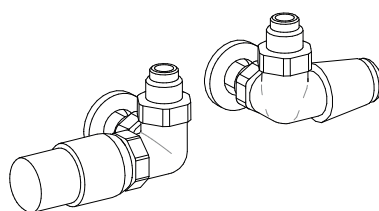
On request: Polished stainless tube cover
(to be cut to right size) Art. CA18 10,80€



SIDE CONTROL TON VALVES KIT nickel-plated
chrome-plated handwheel Art. KVLN 91,80€

SIDE CONTROL TON VALVES KIT chrome-plated
page 277 Art. KVL 130,90€

SIDE CONTROL QUADRA VALVES page 279
chrome-plated Art. KQL 166,30€
extra for BREM color list 46,40€



SIDE CONTROL TON VALVES KIT nickel-plated
with THERMOSTATIC head Art. KTLND 135,00€

SIDE CONTROL TON VALVES KIT chrome-plated
with THERMOSTATIC head Art. KTLD 177,10€

REMOTE FITTINGS Art. REM 36,60€
tapping centres (Panel H - 7cm): ▲▼ L- 8,5cm



2,5±



REMOTE VALVES ASSEMBLY KIT p. 281 with:
- n°2 Fittings (multilayer ø16, copper ø12,14)

REMOTE TON VALVES ASSEMBLY KIT
Art. KVG 153,60€

REMOTE TON VALVES ASSEMBLY KIT with
THERMOSTATIC head Art. KVGT 199,80€

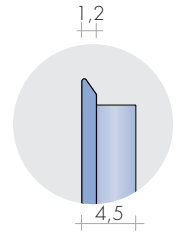
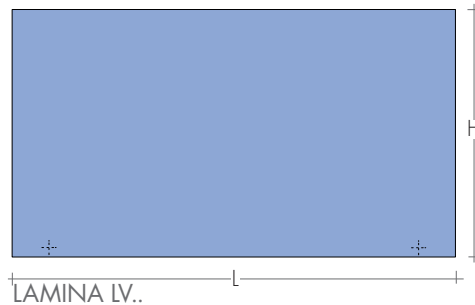
Horizontal version of LAMINA panel made with the exclusive tapered edge that makes

it unique and minimalist. As standard, it is designed to hide from

view the valves used to connect to the heating system.

DIMENSIONS

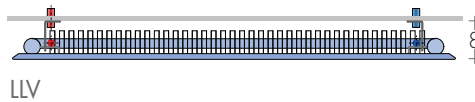
Heights: from 45 to 95 cm
Lengths: from 53 to 223 cm
Depth: 4,5 /6 cm
Depth from wall: 8 cm



LV Horizontal panel and vertical manifolds



LLV Horizontal panel with fins



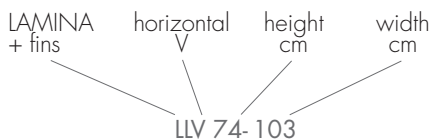
MODELE		53	63	73	83	93	103	123	143	163	183	203	223
L cm		53,5	63,5	73,5	83,5	93,5	103,5	123,5	143,5	163,5	183,5	203,5	223,5
t.p. ▲ ▽ cm		37	47	57	67	77	87	107	127	147	167	187	207
LV 45	H 45	€ 629,30 196w	660,70 235w	691,90 274w	723,30 313w	754,70 352w	785,90 391w	817,30 469w	848,50 547w	879,90 626w	911,20 704w	942,50 782w	973,80 860w
LLV 45	H 45	€ 809,90 323w	848,70 388w	887,50 452w	926,40 517w	965,20 581w	1004,10 646w	1042,80 715w	1081,70 775w	1120,60 804w	1159,40 834w	1198,20 863w	1237,00 892w
LV 52	H 52,1	€ 656,40 230w	690,60 275w	724,60 321w	758,80 367w	793,00 413w	827,00 459w	861,20 511w	895,20 563w	929,40 617w	963,50 671w	997,60 725w	1031,70 779w
LLV 52	H 52,1	€ 859,00 378w	901,70 453w	944,50 529w	987,20 604w	1029,80 680w	1072,50 755w	1115,30 830w	1158,00 906w	1200,60 981w	1243,30 1057w	1286,10 1133w	1328,80 1208w
LV 59	H 59,3	€ 683,50 264w	720,50 316w	757,30 369w	794,30 422w	831,30 474w	868,10 527w	905,10 580w	941,90 632w	978,90 684w	1015,80 736w	1052,70 788w	1089,60 840w
LLV 59	H 59,3	€ 908,30 431w	954,90 517w	1001,40 603w	1048,00 689w	1094,60 775w	1141,10 861w	1187,60 947w	1234,10 1033w	1280,70 1119w	1327,30 1205w	1373,80 1291w	1420,40 1377w
LV 66	H 66,5	€ 710,60 298w	750,40 358w	790,00 417w	829,80 477w	869,60 536w	909,20 596w	949,00 655w	988,60 715w	1028,40 774w	1068,10 833w	1107,80 892w	1147,60 951w
LLV 66	H 66,5	€ 957,50 540w	1007,90 648w	1058,30 756w	1108,80 864w	1159,20 972w	1209,60 1080w	1260,00 1196w	1310,40 1296w	1360,80 1404w	1411,30 1512w	1461,70 1620w	1512,10 1728w
LV 74	H 73,6	€ 737,60 333w	780,20 399w	822,60 466w	865,20 532w	907,80 599w	950,20 665w	992,80 732w	1035,20 798w	1077,80 864w	1120,30 930w	1162,80 996w	1205,30 1062w
LLV 74	H 73,6	€ 1006,80 540w	1061,10 648w	1115,30 756w	1169,60 864w	1223,80 972w	1278,10 1080w	1332,40 1196w	1386,70 1296w	1440,90 1404w	1495,20 1512w	1549,40 1620w	1603,70 1728w
LV 81	H 80,8	€ 764,70 367w	810,10 440w	855,30 514w	900,70 587w	946,10 661w	991,30 734w	1036,70 808w	1081,90 881w	1127,30 954w	1172,60 1027w	1217,90 1100w	1263,20 1173w
LLV 81	H 80,8	€ 1055,90 595w	1114,10 713w	1172,20 832w	1230,30 951w	1288,40 1070w	1346,60 1189w	1404,80 1308w	1462,90 1427w	1521,10 1546w	1579,20 1665w	1637,30 1784w	1695,50 1903w
LV 88	H 87,9	€ 791,80 402w	840,00 482w	888,00 562w	936,20 642w	984,40 723w	1032,40 803w	1080,60 884w	1128,60 964w	1176,80 1044w	1224,90 1124w	1273,00 1204w	1321,20 1284w
LLV 88	H 87,9	€ 1105,20 649w	1167,20 779w	1229,20 909w	1291,10 1038w	1353,20 1168w	1415,10 1298w	1477,20 1427w	1539,10 1558w	1601,20 1677w	1663,10 1796w	1725,10 1915w	1787,10 2034w
LV 95	H 95,1	€ 818,90 436w	869,90 523w	920,80 610w	971,70 698w	1022,70 785w	1073,50 872w	1124,50 960w	1175,30 1046w	1226,30 1133w	1277,20 1220w	1328,10 1307w	1379,10 1395w
LLV 95	H 95,1	€ 1154,40 704w	1220,20 844w	1286,10 985w	1352,00 1126w	1417,80 1266w	1483,70 1407w	1549,50 1588w	1615,40 1688w	1681,20 1777w	1747,10 1866w	1812,90 1955w	1878,80 2044w

EN 442 Watt Δt 50K (Δt 40K = Wx0,755) - (Δt 30K = Wx0,526)

Δt different from 50 K: consult Technical data Brem

HOW TO ORDER

State: model, (L indicates fins), height and width in cm; fitting and color if different from standard
e.g.: LLV 66 - 123, EG \varnothing 1/2", RAL 3005



LENGTHS ON REQUEST

Standard lengths up to 3 m, every 10 cm:
prices and thermal outputs by interpolation
Lengths every 1 cm: by estimate

STANDARD PRODUCTION

White "sablé" paintwork - EOS brackets
Air vent \varnothing 1/2" - Tolerance \pm 3 mm
Maximum operating pressure 6 bar

PRODUCTION ON REQUEST

Paintwork to Brem list with colored brackets
(white back side and manifolds) +15/25%
Back and manifolds same color as radiator 165€

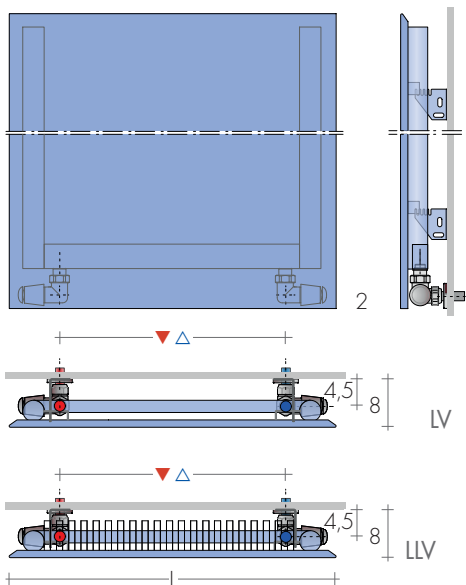
STANDARD FITTINGS

EG \varnothing 1/2"
Special fittings



TAPPING CENTRES

EG standard fittings, use side control valves



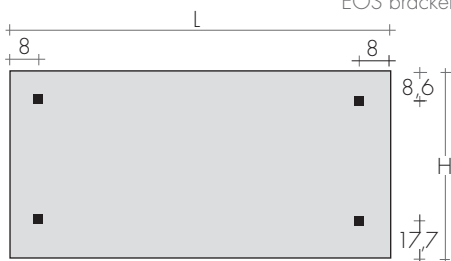
Panel with valves in sight H - 7cm, on request

FIXINGS

Brackets included



EOS bracket



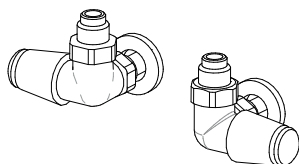
RECOMMENDED VALVES

as standard at the rear of the radiator

CHROME PLATED VALVES KIT WITH:

- n°2 Valves with O-ring Tangs
- n°2 Fittings (multilayer ø16, copper ø12,14)
- n°2 Round washers

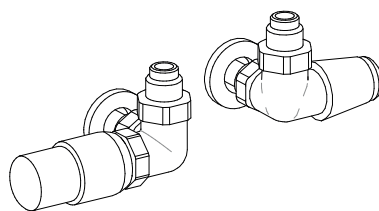
On request: Polished stainless tube cover
(to be cut to right size) Art. CA18 10,80€



SIDE CONTROL TON VALVES KIT nickel-plated
chrome-plated handwheel Art. KVLN 91,80€

SIDE CONTROL TON VALVES KIT chrome-plated
page 277 Art. KVL 130,90€

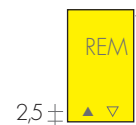
SIDE CONTROL QUADRA VALVES page 279
chrome-plated Art. KQL 166,30€
extra for BREM color list 46,40€



SIDE CONTROL TON VALVES KIT nickel-plated
with THERMOSTATIC head Art. KTLDN 135,00€

SIDE CONTROL TON VALVES KIT chrome-plated
with THERMOSTATIC head Art. KTLD 177,10€

REMOTE FITTINGS Art. REM 36,60€
tapping centres (Panel H - 7cm): ▲▼ L-8,5cm



REMOTE VALVES ASSEMBLY KIT p. 281 with:
- n°2 Fittings (multilayer ø16, copper ø12,14)

REMOTE TON VALVES ASSEMBLY KIT
Art. KVG 153,60€

REMOTE TON VALVES ASSEMBLY KIT with
THERMOSTATIC head Art. KVGT 199,80€



LAMINA IV 59-143

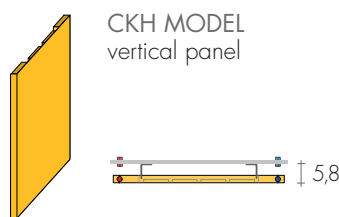
CLAK is an ultra thin panel with a refined minimalist look, just 2,3 cm thick: the

version with tubes at the rear is just 3,7 cm thick. This solution projects no more than

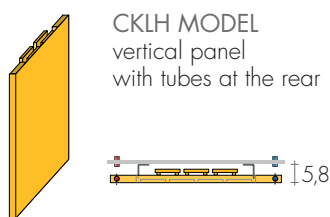
5,2 cm from the wall thanks to BREM \varnothing 3/8" valve.

DIMENSIONS - VERTICAL PANEL


Lengths: from 27 to 90 cm (every 9 cm)
 Heights: from 140 to 240 cm (every 20 cm)
 Depth: 2,3 cm and 4,3 cm
 Depth from wall: from 5,8 cm



CKH



CKLH



CKH ... CKLH ...

CKH

CKLH

EN 442 Watt Δt 50K (Δt 40K = $W \times 0,755$) - (Δt 30K = $W \times 0,526$)

Mod. CLAK'21 H cm	L cm $\Delta \nabla$ cm	27 23	36 32	45 41	54 50	63 59	72 68	81 77	90 86
CKH 140	€	673,70 422w	740,10 556w	814,50 692w	887,90 828w	957,20 962w	1026,80 1098w	1099,60 1234w	1170,50 1370w
CKLH 140	€	848,60 497w	938,30 707w	1037,30 918w	1118,40 1129w	1211,70 1338w	1301,60 1550w	1394,30 1761w	1482,80 1972w
CKH 160	€	719,00 482w	792,00 635w	868,60 790w	946,60 945w	1021,90 1098w	1096,00 1253w	1173,60 1408w	1249,00 1563w
CKLH 160	€	896,30 568w	989,50 808w	1082,90 1050w	1177,00 1291w	1272,40 1531w	1365,80 1773w	1460,90 2014w	1554,10 2256w
CKH 180	€	764,20 541w	843,80 713w	922,90 887w	1005,20 1061w	1086,50 1233w	1165,20 1407w	1247,90 1581w	1327,60 1755w
CKLH 180	€	943,90 639w	1040,70 909w	1128,30 1181w	1235,70 1453w	1333,10 1723w	1430,00 1996w	1527,70 2268w	1625,20 2540w
CKH 200	€	805,60 601w	889,50 792w	975,10 985w	1055,20 1178w	1139,80 1369w	1223,40 1562w	1306,90 1755w	1392,60 1948w
CKLH 200	€	1013,20 710w	1119,00 1011w	1223,30 1313w	1336,40 1616w	1433,50 1916w	1538,00 2219w	1642,80 2521w	1746,00 2824w
CKH 220	€	854,30 660w	942,70 870w	1031,90 1082w	1132,50 1294w	1213,00 1504w	1302,20 1716w	1389,40 1928w	1480,90 2141w
CKLH 220	€	1053,50 781w	1163,80 1112w	1272,20 1445w	1389,90 1778w	1491,20 2109w	1599,50 2441w	1708,40 2774w	1815,70 3107w
CKH 240	€	916,00 720w	1012,40 949w	1108,50 1180w	1204,70 1411w	1300,80 1640w	1397,20 1871w	1493,20 2102w	1592,00 2333w
CKLH 240	€	1094,00 852w	1208,50 1213w	1321,20 1577w	1443,60 1940w	1548,70 2301w	1661,00 2664w	1774,00 3028w	1885,40 3391w

Δt different from 50 K: consult technical data Brem

HOW TO ORDER

State: model (simple model or with tubes), height, width, fitting and color
 e.g.: CKH 180 - 35, EG \varnothing 3/8", SB7035

STANDARD PRODUCTION

White "sablé" paintwork - white EOS brackets
 Tolerance \pm 3mm - Air vent \varnothing 1/8"
 MAXIMUM OPERATING PRESSURE 4 BAR

PRODUCTION ON REQUEST

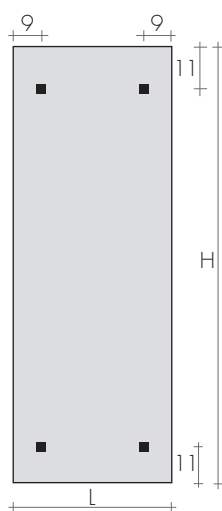
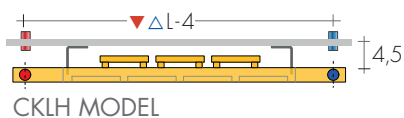
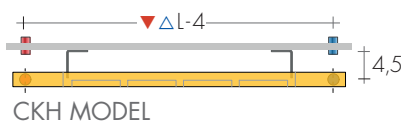
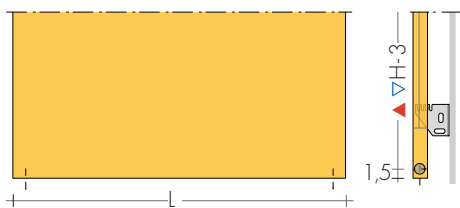
Paintwork to BREM color list +15/25%
 Stainless steel finish, by estimate
 Electric version e.Clak, pag. 234

STANDARD FITTING

EG \varnothing 3/8"
 \varnothing 1/2" with sleeve on request
 Special fittings, page 286



TAPPING CENTER EG 3/8" vertical fittings
Side fittings on request Art. AS 75,50€



FIXINGS
Brackets included



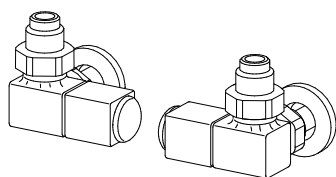
EOS bracket

RECOMMENDED VALVES

CHROME PLATED VALVES KIT WITH:

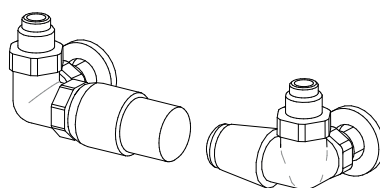
- n°2 Valves with O-ring Tangs
- n°2 Fittings (multilayer ø16, copper ø12,14)
- n°2 Round washers

On request: Polished stainless tube cover
(to be cut to right size) Art. CA18 10,80€



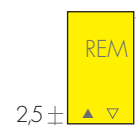
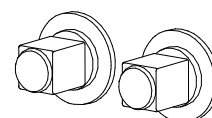
SIDE CONTROL QUADRA VALVES KIT
page 279 Art. KQL 166,30€
extra for BREM color list 46,40€

ANGLED MINI VALVES KIT page 278
chrome-plated or white color Art. KMS107,80€



SIDE CONTROL TON VALVES KIT with
THERMOSTATIC head Art. KTL 177,10€
SIDE CONTROL TON VALVES KIT
page 277 Art. KVL 130,90€

REMOTE FITTINGS Art. REM 36,60€
Remote fittings at the rear: ▲▽L - 5cm



REMOTE VALVES ASSEMBLY KIT p. 281 with:
- n°2 Fittings (multilayer ø16, copper ø12,14)

REMOTE QUADRA VALVES ASSEMBLY KIT
Art. KQG 167,70€

REMOTE TON VALVES ASSEMBLY KIT with
THERMOSTATIC head Art. KVG 199,80€



CLAK CKH 160-45

CLAK is an ultra thin panel with a refined minimalist look, only 2,3 cm thick: the version

with tubes at the rear is just 4,3 cm thick. This solution projects no more than 5,8 cm

from the wall thanks to BREM $\varnothing 3/8''$ valves and can be laid vertically or horizontally.

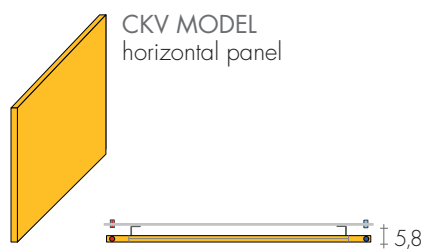
DIMENSIONS - HORIZONTAL PANEL

Length: from 50 to 220 cm

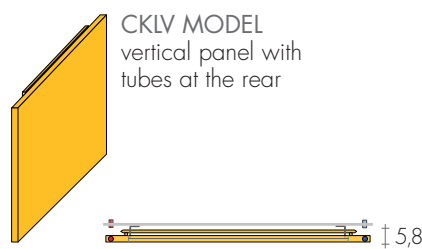
Heights: from 36 to 90 cm (every 9 cm)

Depth: 2,3 cm and 4,3 cm

Depth from wall: from 5,8 cm



CKV



CKLV



CKV ... CKLV ...

CKV CKLV

Mod. CLAK*21	L	EN 442 Watt Δt 50K (Δt 40K = $W \times 0,755$) - (Δt 30K = $W \times 0,526$)												
		50	60	70	80	90	100	110	120	140	160	180	200	220
	Δ	7	57	67	77	87	97	107	117	137	157	177	197	217
CKV 36	€	664,90	690,60	713,70	736,80	759,20	785,50	809,50	832,70	877,20	920,10	947,60	975,60	1005,00
H 36		203w	242w	281w	320w	360w	399w	438w	477w	556w	635w	713w	792w	870w
CKLV 36	€	826,30	858,00	891,10	926,50	958,50	994,20	1027,70	1059,70	1123,50	1186,90	1224,30	1262,00	1300,30
		250w	301w	352w	402w	453w	504w	554w	605w	707w	808w	909w	1011w	1112w
CKV 45	€	705,70	734,30	756,40	782,10	809,20	836,10	859,40	888,30	939,20	998,60	1026,70	1055,00	1086,40
H 45		253w	302w	351w	399w	448w	497w	546w	595w	692w	790w	887w	985w	1082w
CKLV 45	€	876,60	918,10	954,50	990,60	1030,70	1066,00	1104,80	1144,30	1216,30	1298,50	1339,30	1379,80	1422,10
		325w	391w	457w	523w	588w	654w	720w	786w	918w	1050w	1181w	1313w	1445w
CKV 54	€	742,60	771,80	801,10	830,80	859,90	889,40	919,10	949,30	1008,30	1077,20	1110,40	1143,60	1176,40
H 54		304w	362w	420w	478w	537w	595w	653w	712w	828w	945w	1061w	1178w	1294w
CKLV 54	€	931,00	977,00	1018,20	1060,00	1105,30	1145,60	1189,80	1233,80	1316,70	1409,00	1454,60	1499,70	1546,10
		399w	480w	562w	643w	724w	805w	886w	967w	1129w	1291w	1453w	1616w	1778w
CKV 63	€	787,20	820,60	852,00	884,90	919,60	953,00	986,40	1019,90	1084,60	1156,70	1192,70	1228,50	1263,50
H 63		352w	420w	488w	555w	623w	691w	759w	827w	962w	1098w	1233w	1369w	1504w
CKLV 63	€	985,00	1035,90	1082,00	1129,40	1179,90	1225,20	1274,90	1323,30	1417,20	1519,50	1569,80	1619,70	1670,10
		472w	568w	664w	761w	857w	953w	1050w	1146w	1338w	1531w	1723w	1916w	2109w
CKV 72	€	829,40	868,80	907,20	944,60	983,40	1020,20	1058,80	1096,90	1167,60	1243,90	1282,40	1320,80	1357,80
H 72		403w	480w	557w	635w	712w	789w	866w	944w	1098w	1253w	1407w	1562w	1716w
CKLV 72	€	1029,50	1084,20	1134,40	1187,50	1239,20	1293,80	1347,20	1399,30	1500,00	1605,10	1658,30	1711,20	1763,70
		546w	658w	769w	881w	992w	1104w	1215w	1327w	1550w	1773w	1996w	2219w	2441w
CKV 81	€	904,40	944,70	987,60	1026,90	1070,70	1109,10	1151,80	1194,60	1270,20	1355,40	1396,90	1438,40	1479,70
H 81		453w	540w	627w	714w	800w	887w	974w	1061w	1234w	1408w	1581w	1755w	1928w
CKLV 81	€	1101,00	1156,50	1212,20	1267,70	1324,40	1380,10	1436,70	1492,50	1598,50	1714,50	1770,50	1826,80	1881,90
		621w	747w	874w	1001w	1128w	1254w	1381w	1508w	1761w	2014w	2268w	2521w	2774w
CKV 90	€	965,90	1009,90	1051,50	1095,10	1138,80	1180,40	1225,20	1266,60	1347,80	1439,20	1482,80	1526,70	1570,50
H 90		504w	600w	696w	793w	889w	985w	1081w	1178w	1370w	1563w	1755w	1948w	2141w
CKLV 90	€	1162,70	1222,60	1280,50	1338,20	1395,90	1454,90	1512,20	1570,10	1681,30	1800,70	1858,50	1916,70	1975,30
		695w	837w	979w	1121w	1263w	1405w	1547w	1688w	1972w	2256w	2540w	2824w	3107w

Δt different from 50 K: consult technical data Brem

HOW TO ORDER

State: model (simple model or with tubes), height, width, fitting and color
e.g.: CKLV 72-180, EG $\varnothing 3/8''$, SB 7035

STANDARD PRODUCTION


White "sablé" paintwork - white EOS brackets
Tolerance ± 3 mm - Air vent $\varnothing 1/8''$
MAXIMUM OPERATING PRESSURE 4 BAR

PRODUCTION ON REQUEST

Paintwork to BREM color list +15/25%
Stainless steel finish, on request
Electric version e.Clak, pag. 234

STANDARD FITTING

EG $\varnothing 3/8''$
 $\varnothing 1/2''$ with sleeve on request
Special fittings, page 286



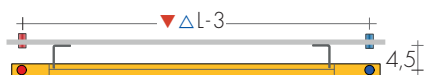
Fitting $\varnothing 3/8''$
STANDARD
(without sleeves)



Fitting $\varnothing 1/2''$
ON REQUEST
(with sleeves)



TAPPING CENTRES EG 3/8" vertical fittings
Side fittings on request Art. AS 75,50€



CKV MODEL

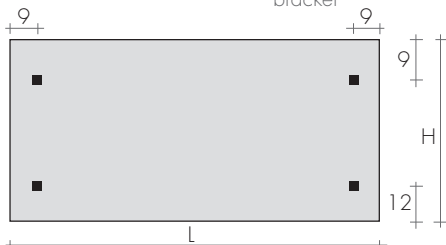


CKLV MODEL

FIXINGS
Brackets included



EOS
bracket

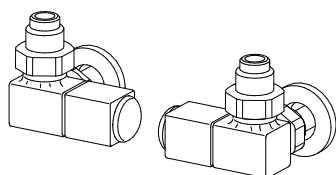


RECOMMENDED VALVES

CHROME PLATED VALVES KIT WITH:

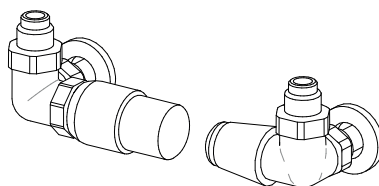
- n°2 Valves with O-ring Tangs
- n°2 Fittings (multilayer ø16, copper ø12,14)
- n°2 Round washers

On request: Polished stainless tube cover
(to be cut to right size) Art. CA18 10,80€



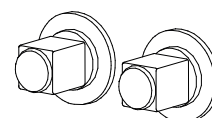
SIDE CONTROL QUADRA VALVES KIT
page 279 Art. KQL 166,30€
extra for BREM color list 46,40€

ANGLED MINI VALVES KIT page 278
chrome-plated or white color Art. KMS107,80€



SIDE CONTROL TON VALVES KIT with
THERMOSTATIC head Art. KTL 177,10€
SIDE CONTROL TON VALVES KIT
page 277 Art. KVL 130,90€

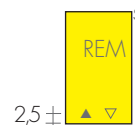
REMOTE FITTINGS Art. REM 36,60€
Remote fittings at the rear: ▲▼L - 5cm



REMOTE VALVES ASSEMBLY KIT p. 281 with:
- n°2 Fittings (multilayer ø16, copper ø12,14)

REMOTE QUADRA VALVES ASSEMBLY KIT
Art. KQG 167,70€

REMOTE TON VALVES ASSEMBLY KIT with
THERMOSTATIC head Art. KVG 199,80€



2,5±



CLAK CKV 45-160

design Gabriella Almagioni

A radiator with an eye-catching shape that's also functional? SO-FLEX!

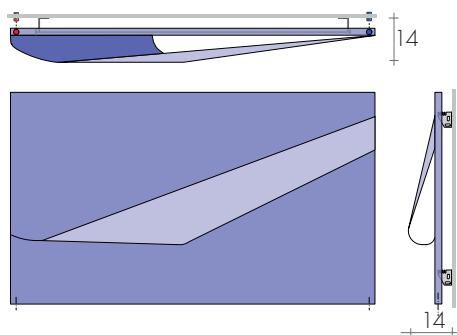
A radiator that's a designer's dream. You can use the pocket for dried flowers: a

truly unique decorative effect for heating elements.

DIMENSIONS

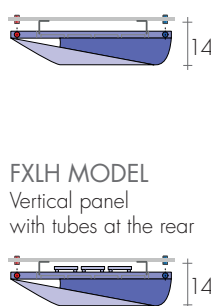
Widths: from 36 to 120 cm
 Heights: 72 / 180 / 200 / 220 cm
 Depth 11 cm
 Depth from wall 14 cm

FXV MODEL
Horizontal panel

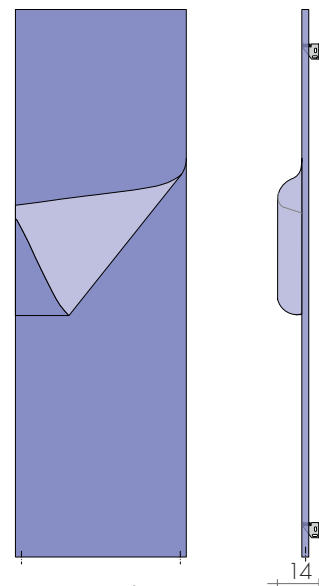
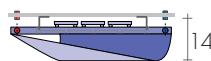


FXV 72 - 80/120

FXH MODEL
Vertical panel



FXLH MODEL
Vertical panel
with tubes at the rear



FXH.. 180/220 - ..

MOD.	H cm	€	L cm ▲▽ cm	36	45	54	63	72	80	120
FXV	72	€	▲▽ cm	32	41	50	59	68	77	117
				-	-	-	-	-	1064,70	1216,90
									635w	944w
FXH	180	€		963,80	1054,80	1149,20	1242,50	1333,20	-	-
				713w	887w	1061w	1233w	1407w		
FXLH	180	€		1160,80	1260,30	1379,70	1489,00	1598,00	-	-
				909w	1181w	1453w	1723w	1996w		
FXH	200	€		1009,60	1107,00	1199,20	1295,80	1391,40	-	-
				792w	985w	1178w	1369w	1562w		
FXLH	200	€		1238,90	1355,20	1480,30	1589,50	1706,00	-	-
				1011w	1313w	1616w	1916w	2219w		
FXH	220	€		1062,70	1163,90	1276,50	1368,90	1470,20	-	-
				870w	1082w	1294w	1504w	1716w		
FXLH	220	€		1283,70	1404,10	1534,00	1647,20	1767,50	-	-
				1112w	1445w	1778w	2109w	2441w		

EN 442 W_{att} Δt 50K (Δt 40K = Wx0,755)(Δt 30K = Wx0,526)

Δt different from 50 K: consult Technical data Brem

SABLE' COLORS ARE RECOMMENDED
 (as they better protect the turn-up edge)

STANDARD PRODUCTION

White "sablé" paintwork - white EOS brackets
 Tolerance ± 3mm - Air vent ø 1/8"
 MAXIMUM OPERATING PRESSURE 4 BAR

PRODUCTION ON REQUEST

Paintwork to BREM color list
 with colored brackets
 Electric version, on request

+15/25%



Fitting ø 3/8"
STANDARD
(without sleeves)



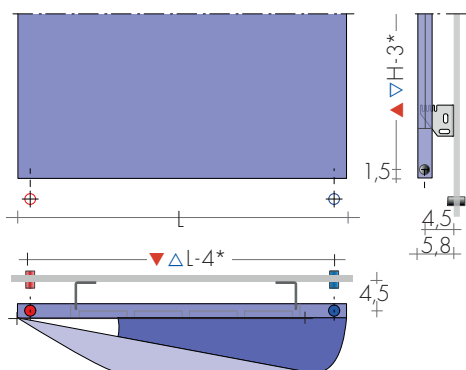
Fitting ø 1/2"
ON REQUEST
(with sleeves)

STANDARD FITTING

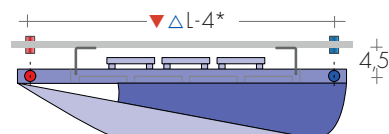
EG ø 3/8"
 ø 1/2" with sleeve on request
 Special fittings, page 286



TAPPING CENTRES EG 3/8" vertical
Side fittings 3/8" on request Art. AS 75,50€

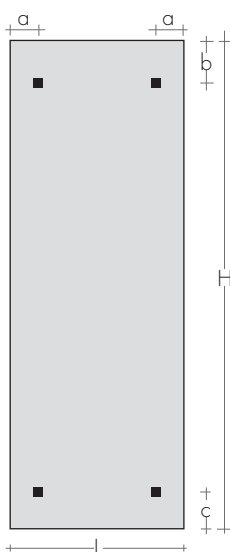


FXH MODEL



FXLH MODEL

MOD. SO-FLEX 72-80/72-120: *L-3 / H-4



FIXINGS
Brackets included



EOS bracket

Mod.	a cm	b cm	c cm
FXV ..	9	9	12
FX..H	9	11	11



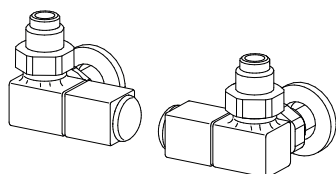
SO-FLEX FXH 180-63

RECOMMENDED VALVES

CHROME PLATED VALVES KIT WITH:

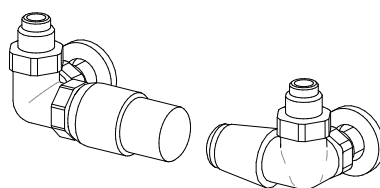
- n°2 Valves with O-ring Tangs
- n°2 Fittings (multilayer ø16, copper ø12,14)
- n°2 Round washers

On request: Polished stainless tube cover
(to be cut to right size) Art. CA18 10,80€



SIDE CONTROL QUADRA VALVE KIT
page 279 Art. KQL 166,30€
COLORED QUADRA VALVES
page 279

ANGLED MINI VALVES KIT page 278
chrome-plated or white color Art. KMS107,80€



SIDE CONTROL TON VALVES KIT with
THERMOSTATIC head Art. KTL 177,10€
SIDE CONTROL TON VALVES KIT
page 277 Art. KVL 130,90€

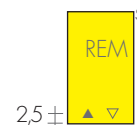
REMOTE FITTINGS Art. REM 36,60€
Remote fittings at the rear: ▲▼L - 5cm



REMOTE VALVES ASSEMBLY KIT p. 281 with:
- n°2 Fittings (multilayer ø16, copper ø12,14)

REMOTE TON VALVES ASSEMBLY KIT
Art. KVG 153,60€

REMOTE TON VALVES ASSEMBLY KIT with
THERMOSTATIC head Art. KVGT 199,80€



design Davide Diliberto

Undoubtedly one of the most distinctive features of Italian urban design, Brem has

chosen the arch for its LOGGIA radiating plate with the express purpose of creating a strong

decorative impact that can be easily inserted in a wide variety of interiors and styles.

DIMENSIONS

Length: 54 cm

Heights: from 167 to 237 cm (every 10 cm)

Depths: 2,3 cm and 4,3 cm

Depths from wall: from 5,8 cm

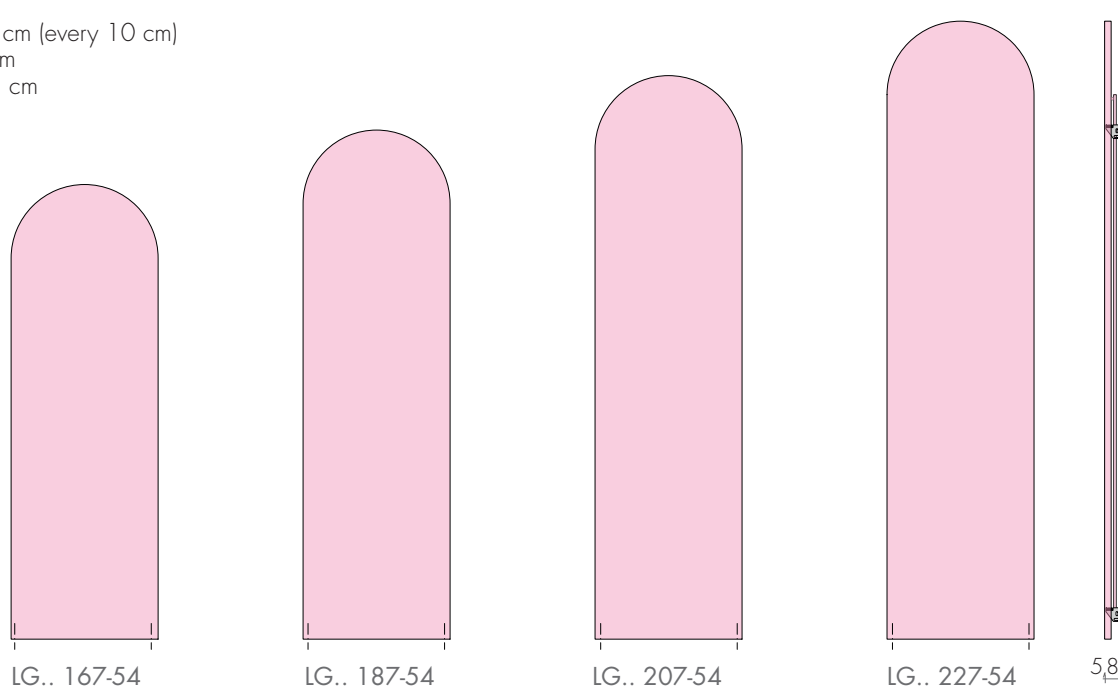
LGH MODEL

Vertical panel



LGLH MODEL

Vertical panel with tubes at the rear




MODEL	H/L cm	white sablé standard €	EN 442		▲▼ int.att. cm	Height H cm	Width L cm	Weight M Kg	Volume V dm ³	Δt 40K = W Δt 50K x 0,755 MIXED VERSION* (cl.II E.H.E.) with:		
			Δt 50 K watt	Δt 30 K watt						cable ^o €	W	digital thermostat €
LGH	167-54	1022,30	933	490	50	167	54	26,8	8,0	101,00	900	163,30
LGLH	167-54	1196,60	1233	647	50	167	54	36,3	10,9	108,30	1200	170,60
LGH	177-54	1051,70	991	520	50	177	54	28,4	8,5	101,00	900	163,30
LGLH	177-54	1226,00	1314	690	50	177	54	38,6	11,6	108,30	1200	170,60
LGH	187-54	1081,00	1049	551	50	187	54	30,1	9,0	-	-	-
LGLH	187-54	1311,30	1395	732	50	187	54	41,0	12,3	-	-	-
LGH	197-54	1110,40	1107	581	50	197	54	31,7	9,4	108,30	1200	170,60
LGLH	197-54	1340,80	1476	775	50	197	54	43,4	12,9	117,70	1500	180,00
LGH	207-54	1139,70	1165	612	50	207	54	33,4	9,9	108,30	1200	170,60
LGLH	207-54	1370,10	1557	818	50	207	54	45,7	13,6	117,70	1500	180,00
LGH	217-54	1160,30	1224	643	50	217	54	35,0	10,4	108,30	1200	170,60
LGLH	217-54	1441,40	1638	860	50	217	54	48,1	14,3	117,70	1500	180,00
LGH	227-54	1189,70	1282	673	50	227	54	36,6	10,9	108,30	1200	170,60
LGLH	227-54	1470,80	1720	903	50	227	54	50,4	15,0	-	-	-
LGH	237-54	1219,00	1340	704	50	237	54	38,3	11,3	-	-	-
LGLH	237-54	1500,10	1801	946	50	237	54	52,8	15,7	-	-	-

Δt different from 50 K: consult Technical data Brem

*TR accessory or mixed valve
^oRadio frequency chronothermostat p.227



Fitting ø 3/8"
STANDARD
(without sleeves)



Fitting ø 1/2"
ON REQUEST
(with sleeves)

STANDARD PRODUCTION

White "sablé" paintwork - white EOS brackets

Tolerance ± 3mm - Air vent ø 1/8"

MAXIMUM OPERATING PRESSURE 4 BAR

PRODUCTION ON REQUEST

Paintwork to BREM color list with colored brackets

+15/25%

Electric version, on request

STANDARD FITTING

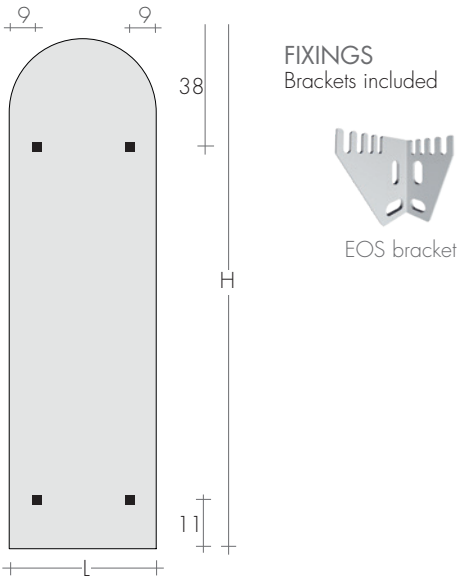
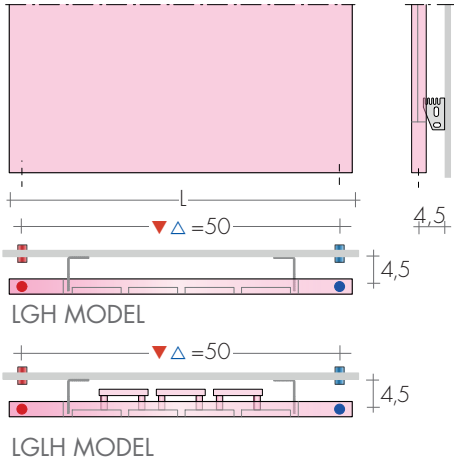
EG ø 3/8"

ø 1/2" with sleeve on request

Special fittings, page 286



TAPPING CENTRES



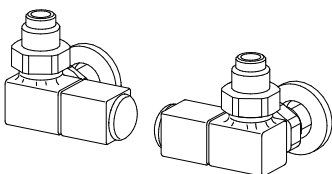
PANELS

RECOMMENDED VALVES

CHROME PLATED VALVES KIT WITH:

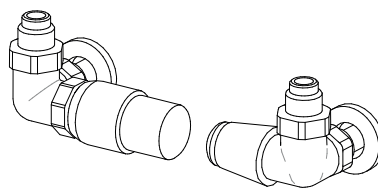
- n°2 Valves with O-ring Tangs
- n°2 Fittings (multilayer ø16, copper ø12,14)
- n°2 Round washers

On request: Polished stainless tube cover (to be cut to right size) Art. CA18 10,80€



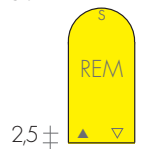
SIDE CONTROL QUADRA VALVE KIT page 279 Art. KQL 166,30€
COLORED QUADRA VALVES page 279

ANGLED MINI VALVES KIT page 278 chrome-plated or white color Art. KMS107,80€



SIDE CONTROL TON VALVES KIT with THERMOSTATIC head Art. KTL 177,10€
SIDE CONTROL TON VALVES KIT page 277 Art. KVL 130,90€

REMOTE FITTINGS Art. REM 36,60€
Remote fittings at the rear: ▲▽L - 5cm



REMOTE VALVES ASSEMBLY KIT p. 281 with: - n°2 Fittings (multilayer ø16, copper ø12,14)

REMOTE TON VALVES ASSEMBLY KIT Art. KVG 153,60€
REMOTE TON VALVES ASSEMBLY KIT with THERMOSTATIC head Art. KVGt 199,80€

SPH - PLATT

PRICE FROM 1.07.2022 **+15%**

SPH-PLATT is the radiating plate with perfectly flat and smooth surfaces: true

simplicity of form is the greatest thing. Laid vertically in the most traditional

colors SPH-PLATT jolts pure reason into the irrationality of the unexpected.

DIMENSIONS

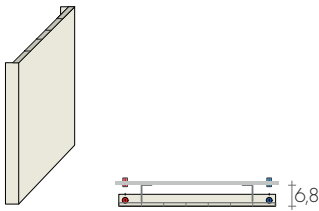
Lengths: from 28 to 84 cm

Heights: from 160 to 240 cm (every 20 cm)

Depths: SPH 3,7 cm, SPLH 6,2 cm

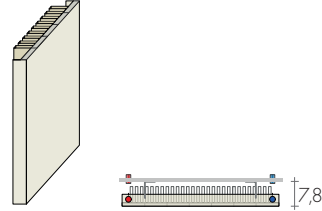
Depths from wall: SPH 6,8 cm, SPLH 7,8 cm

SPH MODEL
Vertical panel




SPH


SPLH MODEL
Vertical panel with radiating fins at the rear



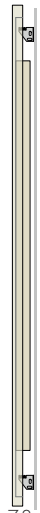
SPLH



SPH ... SPLH ...



SPH



SPLH

EN 442 Watt Δt 50K (Δt 40K = $W \times 0,755$) (Δt 30K = $W \times 0,526$)

MOD.	L cm	28	35	42	49	56	63	70	77	84
H cm	$\blacktriangle \blacktriangledown$	24	31	38	45	52	59	66	73	80
SPH 160	€	631,30 420w	695,30 525w	762,60 630w	831,00 735w	897,00 840w	962,20 945w	1030,40 1050w	1096,60 1155w	1163,50 1260w
SPLH 160	€	822,80 629w	908,30 786w	993,80 943w	1080,40 1100w	1167,90 1257w	1253,50 1414w	1341,00 1572w	1426,30 1729w	1513,20 1886w
SPH 180	€	670,90 467w	740,90 584w	810,20 701w	882,50 817w	953,90 934w	1023,00 1051w	1095,50 1168w	1165,50 1284w	1237,00 1401w
SPLH 180	€	866,40 689w	955,20 861w	1035,70 1033w	1134,20 1205w	1223,60 1377w	1312,40 1549w	1402,00 1721w	1491,70 1893w	1579,20 2065w
SPH 200	€	707,30 513w	780,90 642w	855,90 770w	926,40 898w	1000,70 1026w	1074,00 1155w	1147,40 1283w	1222,70 1411w	1296,00 1540w
SPLH 200	€	929,90 742w	1027,00 928w	1122,70 1113w	1226,50 1299w	1315,80 1484w	1411,60 1670w	1507,70 1855w	1602,40 2041w	1698,30 2226w
SPH 220	€	750,00 557w	827,60 697w	905,90 836w	994,30 976w	1064,90 1115w	1143,20 1254w	1219,80 1394w	1300,10 1533w	1379,40 1673w
SPLH 220	€	967,00 802w	1068,10 1003w	1167,70 1204w	1275,80 1404w	1368,70 1605w	1468,10 1806w	1568,00 2006w	1666,50 2207w	1766,20 2407w
SPH 240	€	804,20 601w	888,70 751w	973,10 901w	1057,60 1051w	1142,00 1201w	1226,60 1351w	1311,00 1502w	1397,60 1652w	1483,20 1802w

Δt different from 50 K: consult technical data Brem

HOW TO ORDER

State: model (whether simple or with fins), height and width; fittings and color.

e.g.: SPH 180 - 35, AC \varnothing 1/2", BR 0007

STANDARD PRODUCTION

White "sablé" paintwork - White EOS brackets

Tolerance \pm 3mm - Air vent \varnothing 1/8"

MAXIMUM OPERATING PRESSURE 6 BAR

PRODUCTION ON REQUEST

Paintwork to Brem color list +1.5/2.5%

Versions with SUIT measurements on request

STANDARD FITTING

EG \varnothing 1/2"

Fittings AC or BD with extra

Special fittings, page 286

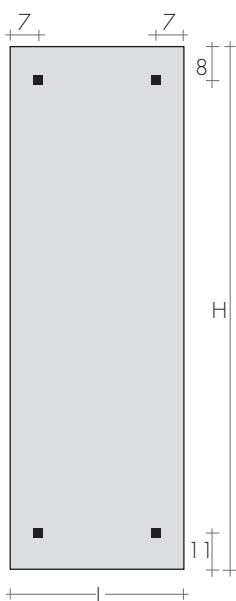
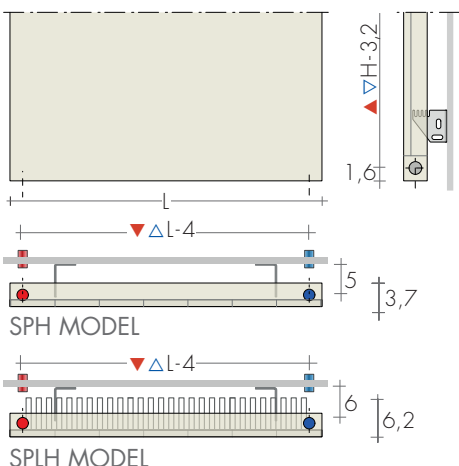


TAPPING CENTRES

EG vertical fittings as standard

Side fittings on request

Art. AS 75,50€



FIXINGS
Brackets included



EOS bracket



SPH 200-49

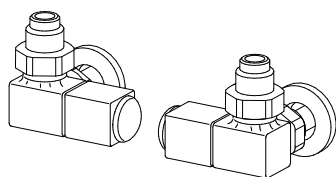
PANELS

RECOMMENDED VALVES

CHROME PLATED VALVES KIT WITH:

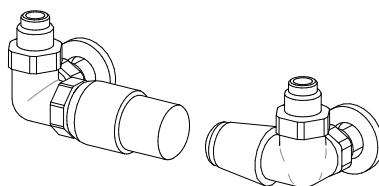
- n°2 Valves with O-ring Tangs
- n°2 Fittings (multilayer ø16, copper ø12,14)
- n°2 Round washers

On request: Polished stainless tube cover
(to be cut to right size) Art. CA18 10,80€



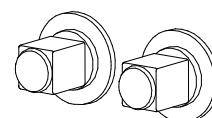
SIDE CONTROL QUADRA VALVE KIT
Art. KQL 166,30€
COLORED QUADRA VALVES page 279

ANGLED MINI VALVES KIT page 278
chrome-plated or white color Art. KMS 107,80€

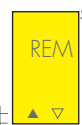


SIDE CONTROL TON VALVES KIT with
THERMOSTATIC head Art. KTL 177,10€
SIDE CONTROL TON VALVES KIT
page 277 Art. KVL 130,90€

REMOTE FITTINGS Art. REM 36,60€
Remote fittings at the rear: ▲▼L - 5cm



2,5 ±



REMOTE VALVES ASSEMBLY KIT p. 281 with:
- n°2 Fittings (multilayer ø16, copper ø12,14)

REMOTE QUADRA VALVES ASSEMBLY KIT
Art. KQG 167,70€

REMOTE TON VALVES ASSEMBLY KIT with
THERMOSTATIC head Art. KVGT 199,80€

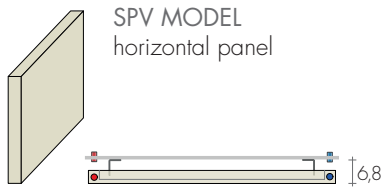
SPV - PLATT

PRICE FROM 1.07.2022 **+15%**

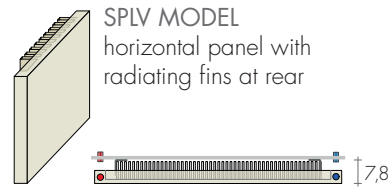
SP-PLATT is a perfectly flat, smooth radiating plate. It comes in the simple horizontal

version (SPV) or with radiating plates fitted at the back in varying heights (SPLV). S-Platt


plates are painted white sablé as standard. Ideal for artistic rendering, as requested



SPV



SPLV



SPV ... SPLV ...

SPV SPLV

		EN 442 Watt Δt 50K (Δt 40K = Wx0,755) - (Δt 30K = Wx0,526)															
MOD.	L cm	50	60	70	80	90	100	110	120	140	160	180	200	220			
H cm	▲▼ cm	46,8	56,8	66,8	76,8	86,8	96,8	106,8	116,8	136,8	156,8	176,8	196,8	216,8			
SPV 35	€	583,80	606,30	626,70	646,90	666,50	689,60	710,70	731,20	770,10	807,70	831,90	856,50	882,30	178w	213w	
SPLV 35/35	€	725,40	753,10	782,30	813,40	841,40	872,80	902,30	930,40	986,30	1041,90	1074,90	1107,90	1141,40	367w	440w	
SPV 42	€	619,80	644,70	664,10	686,50	710,40	734,10	754,50	779,80	824,50	876,60	901,40	926,20	953,80	217w	260w	
SPLV 42/28	€	759,60	791,10	821,70	851,80	885,20	916,10	947,60	979,90	1041,70	1108,70	1143,60	1178,20	1213,10	380w	456w	
SPLV 42/42	€	769,70	806,00	837,90	869,70	904,90	935,80	970,00	1004,70	1067,90	1140,00	1175,70	1211,40	1248,50	417w	500w	
SPV 49	€	651,90	677,60	703,40	729,40	755,00	780,80	806,80	833,50	885,30	945,70	974,80	1003,90	1032,80	246w	295w	
SPLV 49/28	€	791,50	826,90	861,30	894,80	930,70	965,00	998,60	1034,40	1103,20	1179,80	1217,90	1255,80	1293,20	412w	494w	
SPLV 49/49	€	817,30	857,70	893,90	930,60	970,40	1005,70	1044,60	1083,30	1156,20	1237,00	1276,90	1316,80	1357,30	466w	559w	
SPV 56	€	691,10	720,40	748,00	776,90	807,30	836,70	865,90	895,40	952,30	1015,50	1047,00	1078,50	1109,20	276w	331w	
SPLV 56/28	€	829,00	869,60	905,70	944,40	980,30	1017,90	1057,60	1094,40	1168,40	1249,90	1289,10	1328,50	1367,30	444w	533w	
SPLV 56/56	€	864,90	909,40	949,90	991,50	1036,00	1075,60	1119,20	1161,80	1244,20	1334,10	1378,10	1422,00	1466,10	511w	613w	
SPV 63	€	728,10	762,70	796,40	829,40	863,20	895,80	929,60	963,10	1025,10	1092,10	1125,90	1159,60	1192,00	305w	366w	
SPLV 63/35	€	869,80	912,20	952,60	995,70	1036,00	1078,90	1120,00	1164,20	1242,20	1327,40	1368,70	1409,70	1450,70	501w	601w	
SPLV 63/63	€	903,80	951,80	995,90	1042,50	1087,90	1135,90	1182,60	1228,50	1317,00	1409,20	1455,80	1502,40	1548,40	557w	668w	
SPV 70	€	794,00	829,50	867,10	901,60	940,00	973,80	1011,20	1048,70	1115,10	1190,00	1226,30	1262,80	1299,00	326w	391w	
SPLV 70/35	€	933,40	977,70	1022,80	1068,60	1113,60	1155,90	1201,00	1245,90	1330,50	1421,80	1467,30	1513,00	1557,30	532w	638w	
SPLV 70/70	€	966,60	1015,40	1064,20	1113,00	1162,70	1211,60	1261,40	1310,30	1403,30	1505,10	1554,40	1603,80	1652,20	598w	718w	
SPV 77	€	847,90	886,50	923,10	961,40	999,80	1036,40	1075,60	1112,00	1183,30	1263,50	1301,70	1340,20	1378,80	365w	437w	
SPLV 77/35	€	987,90	1034,40	1080,60	1127,70	1172,60	1221,20	1268,70	1314,50	1402,30	1499,60	1545,70	1592,10	1640,30	562w	674w	
SPLV 77/70	€	1020,70	1073,30	1124,10	1174,70	1225,50	1277,20	1327,70	1378,40	1476,20	1581,10	1631,60	1682,70	1734,20	624w	749w	
SPV 84	€	905,50	946,90	987,30	1028,50	1067,80	1108,20	1149,20	1190,80	1269,10	1350,40	1392,60	1434,70	1475,30	394w	472w	
SPLV 84/35	€	1045,10	1094,10	1143,70	1192,60	1242,40	1291,30	1339,30	1388,00	1484,10	1584,40	1634,60	1684,60	1734,20	590w	708w	
SPLV 84/70	€	1080,30	1133,80	1187,40	1240,10	1294,20	1348,20	1401,60	1455,10	1560,60	1668,60	1722,50	1776,20	1831,10	652w	782w	
SPV91	€	948,00	992,90	1037,50	1083,30	1126,10	1170,70	1218,40	1262,10	1347,00	1434,90	1478,60	1522,60	1565,70	424w	509w	

Δt different from 50 K: consult technical data Brem

STANDARD PRODUCTION

White "sablé" paintwork - White EOS brackets
Tolerance ± 3mm - Air vent ø 1/8"
MAXIMUM OPERATING PRESSURE 6 BAR

PRODUCTION ON REQUEST

Paintwork to Brem color list +15/25%
Versions with SUIT measurements on request

STANDARD FITTING

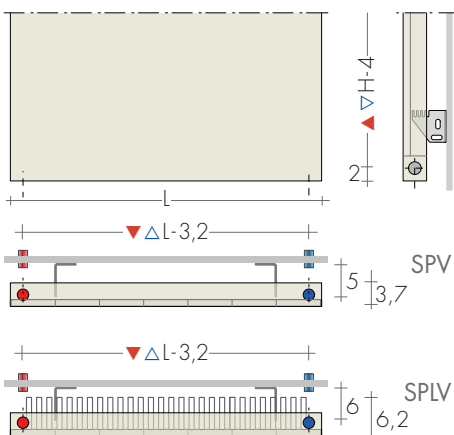
EG ø 1/2"
Fittings AC or BD with extra
Special fittings, page 286



TAPPING CENTRES

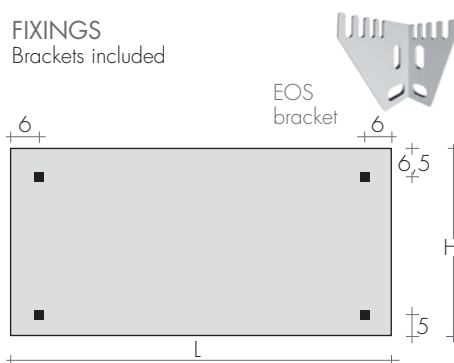
EG vertical fittings as standard

Side fittings on request Art. AS 75,50€



FIXINGS

Brackets included



HOW TO ORDER

State: model (whether simple or with fins), height and width; fittings and color.

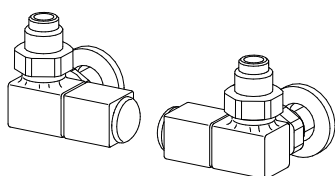
es.: SPLV 49/49-180, EG ø1/2", BR0004

RECOMMENDED VALVES

CHROME PLATED VALVES KIT WITH:

- n°2 Valves with O-ring Tangs
- n°2 Fittings (multilayer ø16, copper ø12,14)
- n°2 Round washers

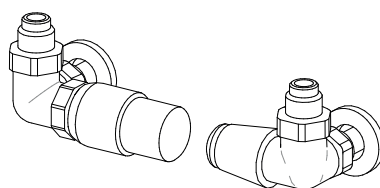
On request: Polished stainless tube cover (to be cut to right size) Art. CA18 10,80€



SIDE CONTROL QUADRA VALVE KIT Art. KQL 166,30€
COLORED QUADRA VALVES page 279

ANGLED MINI VALVES KIT

chrome-plated or white color Art. KMS 107,80€

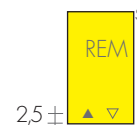
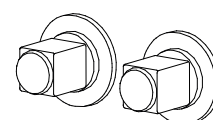


SIDE CONTROL TON VALVES KIT with THERMOSTATIC head Art. KTL 177,10€
SIDE CONTROL TON VALVES KIT page 277 Art. KVL 130,90€

REMOTE FITTINGS

Art. REM 36,60€

Remote fittings at the rear: ▲ ▽ L - 5cm



REMOTE VALVES ASSEMBLY KIT p. 281 with: - n°2 Fittings (multilayer ø16, copper ø12,14)

REMOTE QUADRA VALVES ASSEMBLY KIT Art. KQG 167,70€

REMOTE TON VALVES ASSEMBLY KIT with THERMOSTATIC head Art. KVGT 199,80€



PLATT SPV 35 - 140

The SP-PLATT radiating plate is available with a satin stainless steel finish: an extremely

particular finish that combines technical flair, modern spirit, and essence.

Polished stainless steel radiating plates available on request

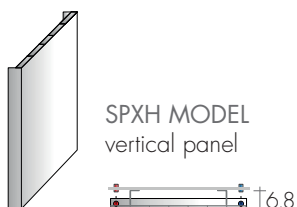
DIMENSIONS

Lengths: from 28 to 84 cm

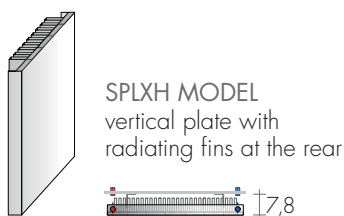
Heights: from 160 to 240 cm (every 20 cm)

Depths: SPXH 3,7 cm, SPLXH 6,2 cm

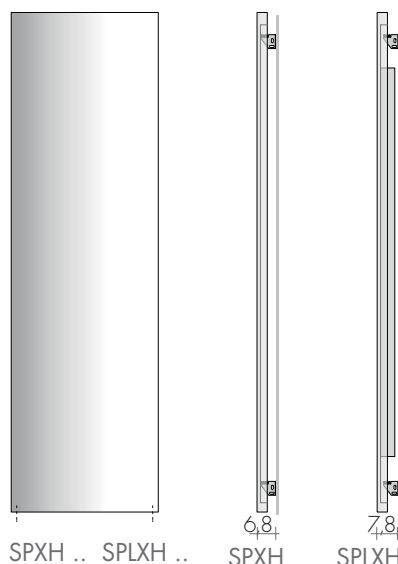
Depths from wall: SPXH 6,8 cm, SPLXH 7,8 cm



SPXH MODEL
vertical panel



SPLXH MODEL
vertical plate with
radiating fins at the rear



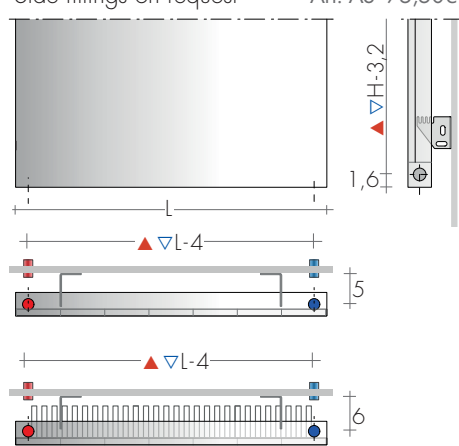
SPXH .. SPLXH ..
SPXH SPLXH

TAPPING CENTRES

EG vertical fittings as standard

Side fittings on request

Art. AS 75,50€



Fixings and Valves page 111

EN 442 Watt Δt 50K (Δt 40K = $W \times 0,755$) - (Δt 30K = $W \times 0,526$)

MOD.	L cm	28	35	42	49	56	63	70	77	84
H cm	▲▼ cm	24	31	38	45	52	59	66	73	80
SPXH 160	€	998,20 420w	1099,70 525w	1205,90 630w	1314,30 735w	1418,70 840w	1521,70 945w	1629,70 1050w	1734,10 1155w	1840,20 1260w
SPLXH 160	€	1301,10 629w	1436,40 786w	1571,70 943w	1708,50 1100w	1846,90 1257w	1982,10 1414w	2120,50 1572w	2255,60 1729w	2392,90 1886w
SPXH 180	€	1060,90 467w	1171,80 584w	1281,40 701w	1395,90 817w	1508,60 934w	1618,00 1051w	1732,30 1168w	1843,50 1284w	1956,00 1401w
SPLXH 180	€	1370,20 689w	1510,50 861w	1637,80 1033w	1793,70 1205w	1935,30 1377w	2075,50 1549w	2217,40 1721w	2359,00 1893w	2497,30 2065w
SPXH 200	€	1118,70 513w	1235,40 642w	1353,50 770w	1465,10 898w	1582,60 1026w	1698,60 1155w	1814,20 1283w	1933,30 1411w	2049,60 1540w
SPLXH 200	€	1470,50 742w	1624,10 928w	1775,60 1113w	1939,80 1299w	2080,90 1484w	2232,40 1670w	2384,30 1855w	2534,00 2041w	2685,40 2226w
SPXH 220	€	1186,30 557w	1308,90 697w	1432,40 836w	1572,60 976w	1683,80 1115w	1808,10 1254w	1928,70 1394w	2056,00 1533w	2181,50 1673w
SPLXH 220	€	1529,20 802w	1689,00 1003w	1846,40 1204w	2017,30 1404w	2164,10 1605w	2321,70 1806w	2479,80 2006w	2635,60 2207w	2793,40 2407w
SPXH 240	€	1271,70 601w	1405,20 751w	1538,80 901w	1672,50 1051w	1806,10 1201w	1940,00 1351w	2073,20 1502w	2210,20 1652w	2345,40 1802w

Δt different from 50 K: consult technical data Brem

HOW TO ORDER

State: model (whether simple or with fins), height and width; fittings and color.
e.g.: SPXH 180 - 35, EG \varnothing 1/2

STANDARD PRODUCTION

Satin INOX finish - Grey EOS brackets

Tolerance \pm 3mm - Air vent \varnothing 1/8"

MAXIMUM OPERATING PRESSURE 6 BAR

PRODUCTION ON REQUEST

Polished stainless steel finish +20%
Versions with SUIT dimensions, on request

STANDARD FITTING

EG \varnothing 1/2"

Fittings AC or BD with extra
Special fittings, page 286



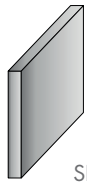
The S-PLATT INOX panel: a minimalist, smooth and flat surface that can even be

used horizontally. Available in the simple horizontal version

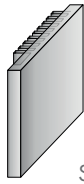
(SPXV) or the version with radiating fins in various sizes at the rear (SPLXV).

SPXV MODEL
Horizontal panel
L from 50 to 200 cm
H from 35 to 84 cm

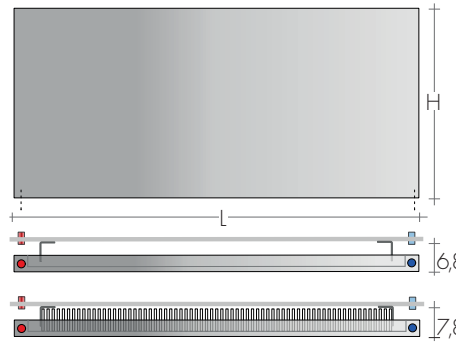
SPLXV MODEL
Horizontal panel
with fins at rear



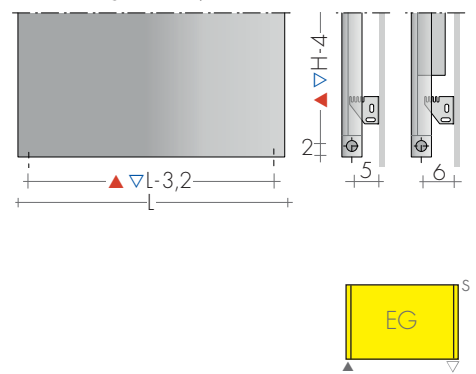
SPXV



SPLXV



TAPPING CENTRES
EG vertical fittings as standard
Side fittings on request



Art. AS 75,50€

MOD.	L cm	EN 442 Watt Δt 50K (Δt 40K = Wx0,755) - (Δt 30K = Wx0,526)										
		50	60	70	80	90	100	120	140	160	180	200
H. cm	▽cm	46,8	56,8	66,8	76,8	86,8	96,8	116,8	136,8	156,8	176,8	196,8
SPXV 35	€	721,90 178w	761,50 213w	801,10 249w	837,90 284w	876,80 320w	921,30 355w	999,70 426w	1078,50 497w	1154,80 568w	1230,40 639w	1297,00 710w
SPLXV 35/35	€	924,70 367w	975,40 440w	1026,10 513w	1073,20 586w	1123,10 660w	1180,20 733w	1280,40 880w	1381,30 1026w	1479,10 1173w	1575,90 1319w	1661,20 1466w
SPXV 42	€	792,20 217w	833,30 260w	876,90 304w	921,50 347w	965,50 391w	1012,50 434w	1092,70 521w	1184,00 608w	1266,30 694w	1345,50 781w	1421,20 868w
SPLXV 42/28	€	1000,70 380w	1052,70 456w	1107,80 532w	1164,30 608w	1219,80 684w	1279,20 760w	1380,40 912w	1495,70 1064w	1599,60 1216w	1699,70 1368w	1795,40 1520w
SPLXV 42/42	€	1026,00 417w	1078,90 500w	1135,90 584w	1193,60 667w	1250,40 751w	1311,30 834w	1415,00 1001w	1533,40 1168w	1640,00 1334w	1742,60 1501w	1840,60 1668w
SPXV 49	€	843,10 246w	894,80 295w	942,90 344w	989,20 394w	1038,10 443w	1086,10 492w	1183,60 590w	1280,10 689w	1380,10 787w	1465,70 886w	1538,30 984w
SPLXV 49/28	€	1050,60 412w	1114,90 494w	1174,80 576w	1232,70 658w	1293,70 741w	1353,50 823w	1474,90 988w	1595,10 1152w	1719,60 1317w	1826,40 1481w	1916,80 1646w
SPLXV 49/49	€	1075,70 466w	1141,70 559w	1203,00 652w	1262,20 745w	1324,60 838w	1386,00 931w	1510,20 1117w	1633,40 1303w	1760,80 1490w	1870,10 1676w	1962,90 1862w
SPXV 56	€	911,10 276w	963,90 331w	1016,80 386w	1069,20 441w	1122,20 496w	1175,30 551w	1274,80 661w	1384,00 771w	1489,70 882w	1586,60 992w	1661,80 1102w
SPLXV 56/28	€	1118,10 444w	1182,50 533w	1247,50 622w	1312,20 710w	1376,90 799w	1442,10 888w	1564,40 1066w	1698,40 1243w	1827,80 1421w	1943,70 1598w	2039,10 1776w
SPLXV 56/56	€	1190,40 511w	1259,30 613w	1328,30 715w	1397,10 818w	1466,10 920w	1535,50 1022w	1665,70 1226w	1808,20 1431w	1946,10 1635w	2069,60 1840w	2171,20 2044w
SPXV 63	€	963,50 305w	1020,10 366w	1074,10 427w	1134,10 488w	1190,20 549w	1251,50 610w	1368,00 732w	1484,30 854w	1597,80 976w	1698,90 1098w	1783,40 1220w
SPLXV 63/35	€	1167,40 501w	1236,20 601w	1301,70 701w	1374,30 801w	1442,20 901w	1516,40 1001w	1657,70 1201w	1798,60 1401w	1936,20 1602w	2058,80 1802w	2161,20 2002w
SPLXV 63/63	€	1237,60 557w	1310,50 668w	1380,10 779w	1456,80 890w	1528,80 1002w	1607,50 1113w	1757,30 1336w	1906,60 1558w	2052,60 1781w	2182,50 2003w	2291,10 2226w
SPXV 70	€	1018,10 326w	1082,10 391w	1140,70 456w	1206,30 521w	1267,60 586w	1329,20 651w	1453,70 781w	1578,70 911w	1711,10 1042w	1818,90 1172w	1905,00 1302w
SPLXV 70/35	€	1214,80 532w	1291,10 638w	1361,00 744w	1439,20 850w	1512,50 957w	1585,80 1063w	1734,40 1276w	1883,40 1488w	2041,70 1701w	2170,00 1913w	2272,80 2126w
SPLXV 70/70	€	1281,20 598w	1361,60 718w	1435,40 837w	1518,00 957w	1595,10 1076w	1672,50 1196w	1829,30 1435w	1986,40 1674w	2153,30 1914w	2288,80 2153w	2396,90 2392w
SPXV 77	€	1090,90 365w	1163,00 437w	1223,40 510w	1293,70 583w	1359,20 656w	1427,50 729w	1557,50 875w	1688,50 1021w	1820,80 1166w	1935,60 1312w	2030,00 1458w
SPLXV 77/35	€	1292,80 562w	1378,20 674w	1449,70 787w	1533,10 899w	1610,80 1012w	1691,70 1124w	1845,90 1349w	2001,10 1574w	2157,90 1798w	2293,90 2023w	2405,70 2248w
SPLXV 77/70	€	1360,90 624w	1450,80 749w	1526,30 874w	1613,80 998w	1695,70 1123w	1780,80 1248w	1943,00 1498w	2106,50 1747w	2271,60 1997w	2414,70 2246w	2532,50 2496w
SPXV 84	€	1145,80 394w	1221,00 472w	1291,60 551w	1358,30 630w	1430,70 708w	1503,70 787w	1647,60 944w	1786,30 1102w	1932,30 1259w	2053,70 1417w	2152,10 1574w
SPLXV 84/35	€	1340,00 590w	1427,80 708w	1510,50 826w	1588,40 944w	1673,10 1062w	1758,50 1180w	1926,60 1416w	2089,00 1652w	2259,70 1888w	2401,80 2124w	2516,80 2360w
SPLXV 84/70	€	1409,00 652w	1501,40 782w	1588,30 912w	1670,10 1042w	1759,30 1173w	1849,10 1303w	2026,10 1564w	2196,80 1824w	2376,10 2085w	2525,60 2345w	2646,40 2606w

e.g.: SPLXV 49/49-180, EG ø1/2"

S-PLATT GILDED/SILVER LEAF

PRICE FROM 1.07.2022

+15%

The SP-PLATT radiating plate is available with other finishes in gilded leaf and silver

leaf with precious originality that creates unusual atmosphere.

In the order code, state the letter:
O for gilded / A for silver leaf finish.

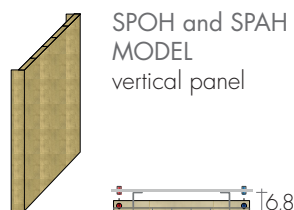
DIMENSIONS

Length: from 28 to 84 cm

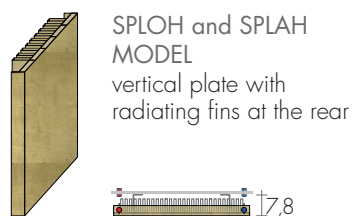
Heights: from 160 to 240 cm (every 20 cm)

Depths: SP..H 3,7 cm, SPL H 6,2 cm


Depths from wall: SP..H 6,8 cm, SPL H 7,8 cm



SPOH and SPAH
MODEL
vertical panel



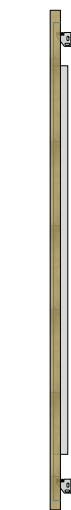
SPLOH and SPLAH
MODEL
vertical plate with
radiating fins at the rear



SP..H .. SPL..H ..



6,8

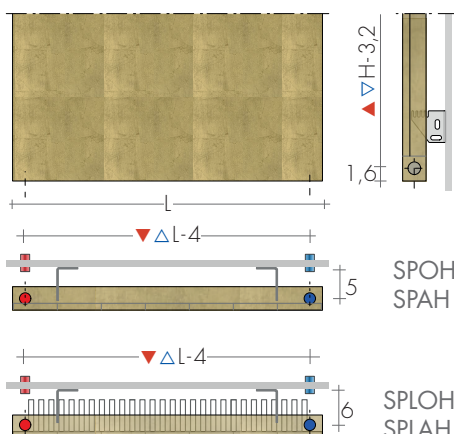


7,8

TAPPING CENTRES

EG vertical fittings as standard
Side fittings on request

Art. AS 75,50€



SPOH
SPA

SPLOH
SPLAH

Fixings and Valves page 111

MOD.	L cm	EN 442 Watt Δt 50K (Δt 40K = $W \times 0,755$) - (Δt 30K = $W \times 0,526$)								
		28	35	42	49	56	63	70	77	84
H cm	i.a. $\blacktriangle \nabla$ cm	24	31	38	45	52	59	66	73	80
SP..H 160	€	1441,90	1541,60	1644,20	1747,90	1849,40	1950,20	2053,60	2155,20	2257,80
		420w	525w	630w	735w	840w	945w	1050w	1155w	1260w
SPL..H 160	€	1620,10	1739,70	1859,40	1979,70	2101,30	2221,00	2342,40	2461,90	2582,70
		629w	786w	943w	1100w	1257w	1414w	1572w	1729w	1886w
SP..H 180	€	1478,70	1584,00	1688,50	1795,80	1902,30	2006,60	2114,10	2219,50	2325,70
		467w	584w	701w	817w	934w	1051w	1168w	1284w	1401w
SPL..H 180	€	1660,80	1783,20	1898,30	2030,00	2153,30	2275,80	2399,30	2522,80	2644,30
		689w	861w	1033w	1205w	1377w	1549w	1721w	1893w	2065w
SP..H 200	€	1512,60	1621,20	1731,10	1836,70	1945,90	2054,20	2162,40	2272,40	2380,80
		513w	642w	770w	898w	1026w	1155w	1283w	1411w	1540w
SPL..H 200	€	1719,70	1850,20	1979,20	2115,80	2238,90	2368,20	2497,60	2625,70	2754,80
		742w	928w	1113w	1299w	1484w	1670w	1855w	2041w	2226w
SP..H 220	€	1552,40	1664,50	1777,60	1899,80	2005,40	2118,60	2229,60	2344,60	2458,30
		557w	697w	836w	976w	1115w	1254w	1394w	1533w	1673w
SPL..H 220	€	1754,30	1888,20	2021,00	2161,50	2288,10	2420,70	2553,70	2685,40	2818,30
		802w	1003w	1204w	1404w	1605w	1806w	2006w	2207w	2407w
SP..H 240	€	1602,80	1721,50	1840,00	1958,60	2077,40	2196,10	2314,60	2435,10	2554,90
		601w	751w	901w	1051w	1201w	1351w	1502w	1652w	1802w

O: GILDED leaf
A: SILVER leaf

Δt different from 50 K: consult Technical data Brem

HOW TO ORDER

State: model (simple model or with fins),
height, width and fittings

e.g.: SPLOH 180 - 35 EG 1/2" (gilded leaf)

STANDARD PRODUCTION

Gilded/Silver leaf finish

BRO019 or BRO002 color painted brackets

Tolerance \pm 3mm - Air vent \varnothing 1/8"

PRODUCTION ON REQUEST

Gilded/Silver leaf valves, page 275


Versions with SUIT dimensions, on request

STANDARD FITTING

EG \varnothing 1/2"

Fittings AC or BD with extra

Special fittings, page 286

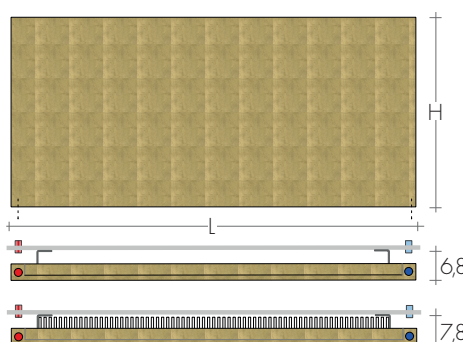
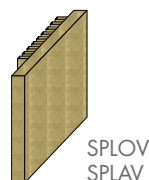
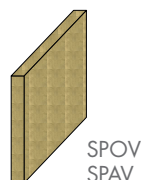


The S-PLATT panel: a minimalist, smooth and flat surface available in the simple horizontal version (SP..V) or in the version

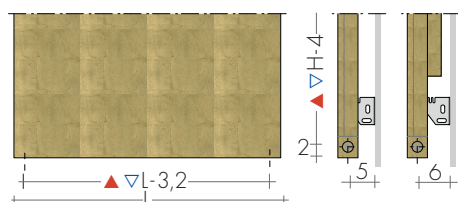
with radiating fins at the rear (SPL..V). In the order code, state the letter: O for gilded / A for silver leaf finish.

SPXV MODEL
Horizontal panel
L from 50 to 200 cm

SPLXV MODEL
Horizontal panel
with fins at rear



TAPPING CENTRES
EG vertical fittings as standard
Side fittings on request Art. AS 75,50€



Fixings and Valves page 113



MOD.	H. cm	i.a.	L cm	EN 442 Watt Δt 50K (Δt 40K = Wx0,755) - (Δt 30K = Wx0,526)											
				50	60	70	80	90	100	120	140	160	180	200	220
SP..V 35	€		1012,00 178w	1067,50 213w	1122,90 249w	1174,50 284w	1228,80 320w	1291,60 355w	1401,00 426w	1511,60 497w	1618,60 568w	1663,20 639w	1702,40 710w	1747,90 781w	
SPL..V 35/35	€		1296,00 367w	1367,00 440w	1438,20 513w	1504,20 586w	1573,90 660w	1654,20 733w	1794,50 880w	1936,10 1026w	2073,20 1173w	2130,00 1319w	2180,30 1466w	2238,60 1613w	
SP..V 42	€		1080,30 217w	1136,10 260w	1195,80 304w	1256,60 347w	1316,30 391w	1380,60 434w	1489,90 521w	1614,30 608w	1726,60 694w	1772,90 781w	1817,60 868w	1866,40 955w	
SPL..V 42/28	€		1364,40 380w	1435,10 456w	1510,80 532w	1587,30 608w	1662,90 684w	1744,10 760w	1882,10 912w	2039,40 1064w	2181,00 1216w	2239,80 1368w	2296,30 1520w	2357,90 1672w	
SPL..V 42/42	€		1398,80 417w	1471,10 500w	1548,60 584w	1627,40 667w	1704,80 751w	1788,00 834w	1929,60 1001w	2090,70 1168w	2236,00 1334w	2296,10 1501w	2354,00 1668w	2417,10 1835w	
SP..V 49	€		1121,30 246w	1190,00 295w	1253,90 344w	1315,50 394w	1380,60 443w	1444,60 492w	1574,00 590w	1702,50 689w	1835,40 787w	1885,50 886w	1928,50 984w	1994,80 1083w	
SPL..V 49/28	€		1397,10 380w	1482,70 456w	1562,40 532w	1639,50 608w	1720,20 684w	1800,00 760w	1961,40 912w	2121,50 1064w	2286,90 1216w	2349,60 1368w	2403,10 1520w	2485,80 1672w	
SPL..V 49/49	€		1430,70 466w	1518,30 559w	1599,90 652w	1678,70 745w	1761,70 838w	1843,20 931w	2008,40 1117w	2172,40 1303w	2341,80 1490w	2406,00 1676w	2460,70 1862w	2545,50 2048w	
SP..V 56	€		1187,80 276w	1256,50 331w	1325,50 386w	1394,00 441w	1463,10 496w	1532,10 551w	1662,00 661w	1804,30 771w	1941,90 882w	1997,50 992w	2043,10 1102w	2105,70 1212w	
SPL..V 56/28	€		1457,50 444w	1541,70 533w	1626,40 622w	1710,40 710w	1795,40 799w	1880,10 888w	2039,40 1066w	2213,90 1243w	2382,80 1421w	2451,10 1598w	2507,10 1776w	2584,00 1954w	
SPL..V 56/56	€		1551,80 511w	1641,60 613w	1731,70 715w	1821,30 818w	1911,70 920w	2001,70 1022w	2171,40 1226w	2357,30 1431w	2536,90 1635w	2609,60 1840w	2669,50 2044w	2751,30 2249w	
SP..V 63	€		1234,70 305w	1307,50 366w	1376,60 427w	1453,30 488w	1525,30 549w	1603,60 610w	1753,20 732w	1902,20 854w	2047,60 976w	2107,10 1098w	2156,80 1220w	2224,50 1342w	
SPL..V 63/35	€		1496,20 501w	1584,30 601w	1668,20 701w	1761,10 801w	1848,30 901w	1943,20 1001w	2124,40 1201w	2304,90 1401w	2481,40 1602w	2553,40 1802w	2613,50 2002w	2695,60 2202w	
SPL..V 63/63	€		1586,20 557w	1679,50 668w	1768,50 779w	1867,00 890w	1959,30 1002w	2060,10 1113w	2252,10 1336w	2443,70 1558w	2630,40 1781w	2706,70 2003w	2770,70 2226w	2857,60 2449w	
SP..V 70	€		1283,00 326w	1363,50 391w	1437,50 456w	1520,30 521w	1597,40 586w	1674,70 651w	1831,80 781w	1989,20 911w	2156,30 1042w	2219,80 1172w	2270,50 1302w	2341,10 1432w	
SPL..V 70/35	€		1530,70 532w	1626,90 638w	1715,10 744w	1813,80 850w	1905,90 957w	1998,30 1063w	2185,50 1276w	2373,40 1488w	2572,60 1701w	2648,30 1913w	2708,90 2126w	2793,30 2339w	
SPL..V 70/70	€		1614,30 598w	1715,90 718w	1809,00 837w	1913,00 957w	2010,10 1076w	2107,50 1196w	2305,10 1435w	2503,10 1674w	2713,40 1914w	2793,30 2153w	2857,00 2392w	2945,90 2631w	
SP..V 77	€		1355,70 365w	1445,30 437w	1520,60 510w	1607,70 583w	1689,20 656w	1774,00 729w	1935,80 875w	2098,40 1021w	2262,90 1166w	2330,50 1312w	2386,00 1458w	2461,80 1604w	
SPL..V 77/35	€		1606,60 562w	1712,80 674w	1801,90 787w	1905,40 899w	2001,80 1012w	2102,50 1124w	2294,00 1349w	2486,90 1574w	2681,70 1798w	2761,80 2023w	2827,60 2248w	2917,40 2473w	
SPL..V 77/70	€		1691,20 624w	1803,10 749w	1896,80 874w	2005,70 998w	2107,50 1123w	2213,30 1248w	2414,80 1498w	2617,80 1747w	2823,00 1997w	2907,40 2246w	2976,60 2496w	3071,20 2746w	
SP..V 84	€		1405,70 394w	1497,80 472w	1584,60 551w	1666,20 630w	1755,30 708w	1844,60 787w	2021,30 944w	2191,70 1102w	2370,50 1259w	2442,10 1417w	2499,80 1574w	2581,40 1732w	
SPL..V 84/35	€		1644,00 590w	1751,70 708w	1853,20 826w	1948,60 944w	2052,70 1062w	2157,30 1180w	2363,70 1416w	2563,10 1652w	2772,20 1888w	2856,10 2124w	2923,40 2360w	3018,80 2596w	
SPL..V 84/70	€		1728,80 652w	1841,80 782w	1948,60 912w	2049,00 1042w	2158,50 1173w	2268,50 1303w	2485,40 1564w	2695,20 1824w	2914,90 2085w	3003,30 2345w	3074,10 2606w	3174,30 2867w	

eg.: SPLOV 49/28-180, EG ø1/2"

Lengths every 10 cm: thermal output and prices obtained by interpolation

S-EVID

PRICE FROM 1.07.2022 **+15%**

design Davide Brembilla

Vertical coloured slits are cut by hand into the plate's unrelenting geometrical purity. The

colors of the plate and the slot blend harmoniously together and give shape to a new

decorative element of great charm, emotion and high intensity.

DIMENSIONS

Lengths: from 35 to 70 cm

Heights: 180 / 200 / 220 cm

Depth: S-EVID 3,7, SL-EVID 6,2 cm

Depth from wall: S-EVID 6,8, SL-EVID 7,8 cm


S-EVID..MODEL

Vertical panel




SL-EVID.. MODEL


Vertical panel with radiating fins at rear




S-EVID ..-35




S-EVID .. - 42




S-EVID.. - 49



S-EVID .. - 56



S-EVID .. - 63



S-EVID .. - 70

MOD.	H cm	L cm	35	42	49	56	63	70
S-EVID	180	€	940,90 584w	1029,00 701w	1120,90 817w	1211,50 934w	1299,40 1051w	1391,10 1168w
SL-EVID	180	€	1212,80 861w	1315,30 1033w	1440,50 1205w	1553,90 1377w	1666,70 1549w	1780,70 1721w
S-EVID	200	€	992,10 642w	1087,10 770w	1176,60 898w	1271,00 1026w	1364,00 1155w	1457,20 1283w
SL-EVID	200	€	1304,40 928w	1426,10 1113w	1557,80 1299w	1671,30 1484w	1792,70 1670w	1914,90 1855w
S-EVID	220	€	1051,10 697w	1150,50 836w	1263,00 976w	1352,40 1115w	1452,00 1254w	1549,00 1394w
SL-EVID	220	€	1356,40 1003w	1482,80 1204w	1620,10 1404w	1737,90 1605w	1864,60 1806w	1991,50 2006w

EN 442 Watt Δt 50K (Δt 40K = $W \times 0,755$) - (Δt 30K = $W \times 0,526$)

Δt different from 50 K: consult technical data Brem

HOW TO ORDER

State: model (with or without fins), height and width in cm, fittings and colors of the plate/slits.

E.g.: SEVID 18042, EG1/2" BR0019/BR0033

STANDARD PRODUCTION

White "sablé" paintwork - White EOS brackets

Slits from Brem color list

MAXIMUM OPERATING PRESSURE 6 BAR

PRODUCTION ON REQUEST

Paintwork to Brem color list +15/25%


Versions with SUIT dimensions, on request

STANDARD FITTING

EG \varnothing 1/2"

Fittings AC or BD with extra

Special fittings, page 286

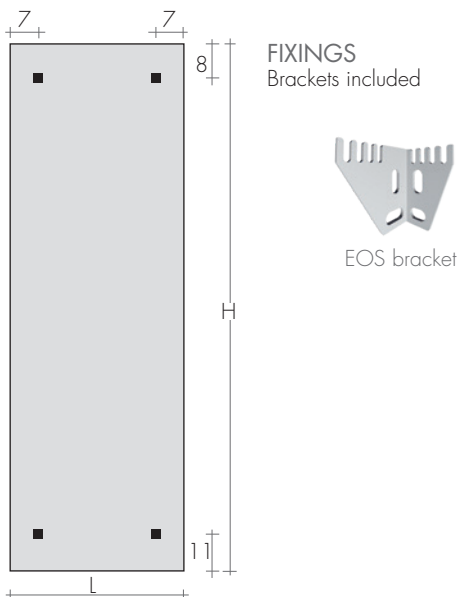
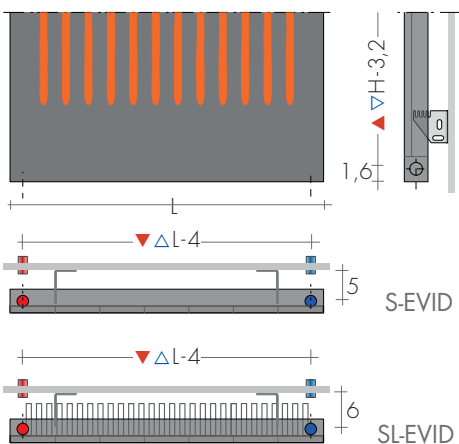


TAPPING CENTRES

EG vertical fittings as standard

Side fittings on request

Art. AS 75,50€



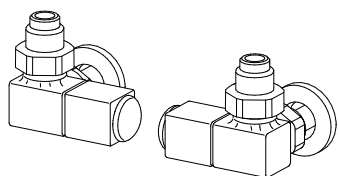
PANELS

RECOMMENDED VALVES

CHROME PLATED VALVES KIT WITH:

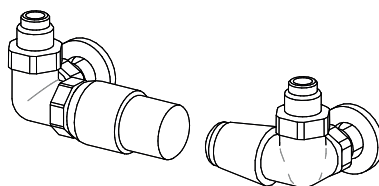
- n°2 Valves with O-ring Tangs
- n°2 Fittings (multilayer ø16, copper ø12,14)
- n°2 Round washers

On request: Polished stainless tube cover (to be cut to right size) Art. CA18 10,80€



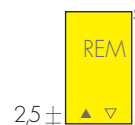
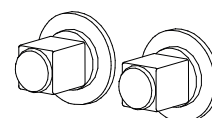
SIDE CONTROL QUADRA VALVE KIT Art. KQL 166,30€
COLORED QUADRA VALVES page 279

ANGLED MINI VALVES KIT page 278
chrome-plated or white color Art. KMS 107,80€



SIDE CONTROL TON VALVES KIT with THERMOSTATIC head Art. KTL 177,10€
SIDE CONTROL TON VALVES KIT page 277 Art. KVL 130,90€

REMOTE FITTINGS Art. REM 36,60€
Remote fittings at the rear: ▲▼L - 5cm



REMOTE VALVES ASSEMBLY KIT p. 281 with:
- n°2 Fittings (multilayer ø16, copper ø12,14)

REMOTE QUADRA VALVES ASSEMBLY KIT Art. KQG 167,70€

REMOTE TON VALVES ASSEMBLY KIT with THERMOSTATIC head Art. KVG 199,80€

The EGON radiator is produced using flattened tubes, curved horizontally or vertically:

the imperceptible curvature of the tube, which determines the shape of the EGON radiator

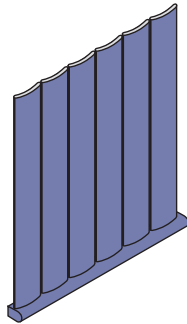
is slightly larger than the traditional flattened tube and increases the emission of heat.

EH MODEL

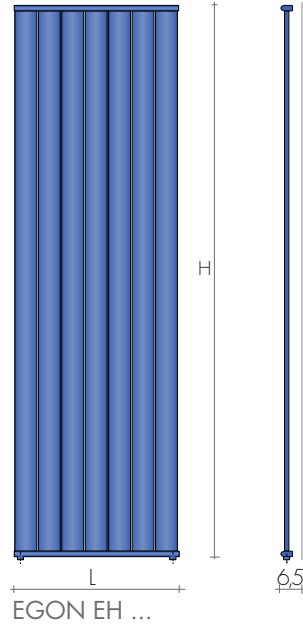
with flat vertical tubes

L = from 1 to 15 el. (every 7,7 cm)

H = from 60 to 300 cm



EH



EGON EH ...

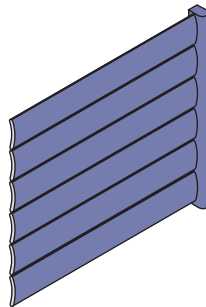
EV MODEL

with flat horizontal tubes

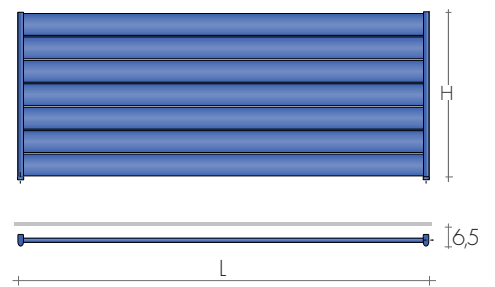
L = from 60 to 300 cm

H = from 1 to 15 elements

(every 7,65 cm)



EV



EGON EV...

HOW TO ORDER

State: model, height in cm, number of elements; fitting and color

E.g.: EH 180 - 5 el - EG ø 1/2" - SB 9010

STANDARD PRODUCTION

White "sablé" paintwork - EOS brackets

Air vent ø 1/2" - Tolerance ± 3 mm - Maximum

Maximum operating pressure, 4 BAR.

PRODUCTION ON REQUEST

Paintwork to Brem color list up to 3 m (ask for feasibility in case of higher values)

Feet and fixings

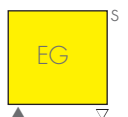
+15/25%
page 285

STANDARD FITTINGS

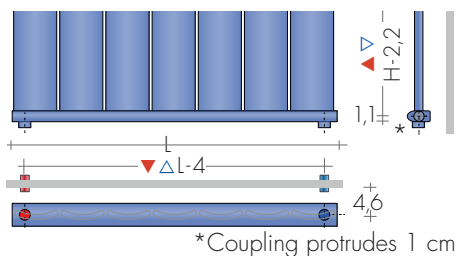
EG ø 1/2"

AC or BD fittings on request

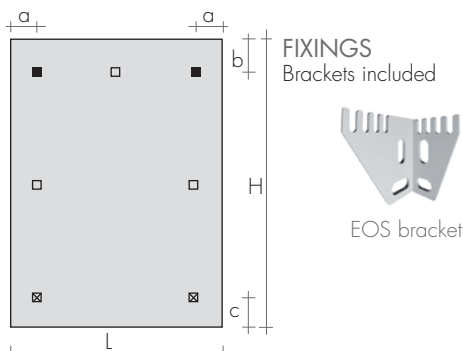
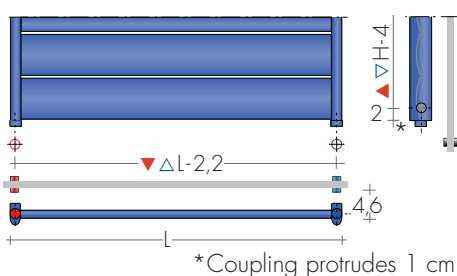
Special fittings, page 286



TAPPING CENTRES EH MODEL
EG vertical fittings as standard
Side fittings on request without extra



EV MODEL



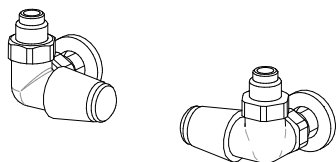
PANELS

RECOMMENDED VALVES

CHROME PLATED VALVES KIT WITH:

- n°2 Valves with O-ring Tangs
- n°2 Fittings (multilayer ø16, copper ø12,14)
- n°2 Round washers

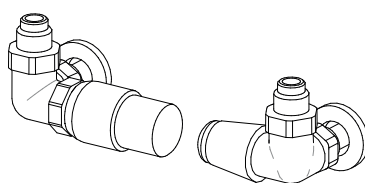
On request: Polished stainless tube cover
(to be cut to right size) Art. CA18 10,80€



SIDE CONTROL TON VALVES KIT

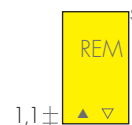
page 277 Art. KVL 130,90€
COLORED QUADRA VALVES page 279

ANGLED MINI VALVES KIT page 278
chrome-plated or white color Art. KMS 107,80€



SIDE CONTROL TON VALVES KIT with THERMOSTATIC head Art. KTL 177,10€

REMOTE FITTINGS Art. REM 36,60€
Remote fittings at the rear: ▲▼L - 5cm



REMOTE VALVES ASSEMBLY KIT p. 281 with:
- n°2 Fittings (multilayer ø16, copper ø12,14)

REMOTE TON VALVES ASSEMBLY KIT
Art. KVG 153,60€


REMOTE TON VALVES ASSEMBLY KIT with THERMOSTATIC head Art. KVGt 199,80€

EN 442 Watt Δt 50K (Δt 40K = Wx0,755) - (Δt 30K = Wx0,526)

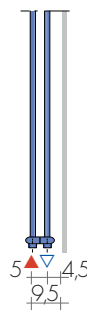
MOD.	(n° el) L cm	1 el 8,0	2 el 15,7	3 el 23,5	4 el 31,2	5 el 39,0	6 el 46,7	7 el 54,5	8 el 62,2	9 el 70,0	10 el 77,7	11 el 85,5	12 el 93,3	13 el 101,0	14 el 108,8	15 el 116,5
H cm	(n° el)	1 el	2 el	3 el	4 el	5 el	6 el	7 el	8 el	9 el	10 el	11 el	12 el	13 el	14 el	15 el
EH 60	€	136,10 51w	171,60 102w	207,60 153w	242,50 204w	278,30 255w	314,20 306w	347,80 357w	383,90 408w	419,80 459w	454,20 510w	490,40 561w	524,50 612w	560,80 663w	595,70 714w	630,20 765w
EH 80	€	156,60 68w	197,50 136w	239,30 204w	280,30 272w	321,20 340w	362,40 408w	403,40 476w	443,90 544w	486,20 612w	527,10 680w	566,80 748w	607,80 816w	648,60 884w	689,90 952w	731,60 1020w
EH 100	€	168,80 83w	213,60 166w	260,10 249w	304,80 332w	349,80 415w	396,10 498w	442,10 581w	488,20 664w	533,50 747w	578,40 830w	624,20 913w	669,20 996w	715,20 1079w	760,30 1162w	806,40 1245w
EH 120	€	185,40 97w	232,30 194w	280,30 291w	327,40 388w	376,70 485w	423,40 582w	471,60 679w	518,80 776w	566,80 873w	615,00 970w	662,80 1067w	710,20 1164w	758,00 1261w	806,40 1358w	854,30 1455w
EH 140	€	193,20 112w	244,60 224w	296,90 336w	347,00 448w	398,80 560w	450,40 672w	500,50 784w	552,50 896w	603,50 1008w	655,80 1120w	705,90 1232w	757,10 1344w	809,20 1456w	859,40 1568w	910,90 1680w
EH 160	€	207,60 127w	266,10 254w	325,20 381w	384,60 508w	443,90 635w	503,30 762w	562,70 889w	622,00 1016w	681,30 1143w	739,90 1270w	799,00 1397w	858,50 1524w	918,10 1651w	975,90 1778w	1036,80 1905w
EH 180	€	220,90 143w	283,50 286w	345,70 429w	409,20 572w	471,60 715w	534,10 858w	596,60 1001w	660,10 1144w	722,40 1287w	784,90 1430w	847,30 1573w	909,60 1716w	972,00 1859w	1035,40 2002w	1098,20 2145w
EH 190	€	228,10 151w	291,80 302w	356,00 453w	419,80 604w	482,20 755w	546,60 906w	609,60 1057w	674,40 1208w	737,50 1359w	801,10 1510w	865,50 1661w	928,90 1812w	992,70 1963w	1056,90 2114w	1120,30 2265w
EH 200	€	234,30 159w	298,90 318w	364,10 477w	429,30 636w	494,50 795w	558,80 954w	624,20 1113w	688,50 1272w	754,00 1431w	818,70 1590w	883,90 1749w	948,60 1908w	1012,90 2067w	1078,20 2226w	1143,10 2385w
EH 210	€	239,30 167w	307,00 334w	376,70 501w	443,90 668w	512,30 835w	581,30 1002w	648,60 1169w	717,20 1336w	785,60 1503w	854,30 1670w	922,90 1837w	990,20 2004w	1058,70 2171w	1126,40 2338w	1196,00 2505w
EH 220	€	242,50 175w	315,30 350w	385,50 525w	457,40 700w	530,10 875w	601,70 1050w	672,30 1225w	744,80 1400w	816,40 1575w	887,90 1750w	960,60 1925w	1031,40 2100w	1102,90 2275w	1175,70 2450w	1247,00 2625w
EH 240	€	258,80 192w	334,70 384w	409,20 576w	484,60 768w	558,80 960w	634,50 1152w	709,30 1344w	784,90 1536w	859,40 1728w	935,00 1920w	1009,70 2112w	1085,60 2304w	1160,70 2496w	1235,90 2688w	1310,60 2880w
EH 260	€	271,20 208w	349,80 416w	430,60 624w	510,50 832w	589,30 1040w	669,20 1248w	748,90 1456w	829,90 1664w	908,40 1872w	988,10 2080w	1068,30 2288w	1147,00 2496w	1227,70 2704w	1307,50 2912w	1387,70 3120w
EH 280	€	283,50 224w	367,10 448w	452,30 672w	536,10 896w	621,30 1120w	704,70 1344w	789,90 1568w	874,00 1792w	957,40 2016w	1042,70 2240w	1125,40 2464w	1210,50 2688w	1294,20 2912w	1378,90 3136w	1462,90 3360w
EH 300	€	301,80 240w	392,70 480w	484,60 720w	575,00 960w	666,20 1200w	757,10 1440w	849,20 1680w	940,10 1920w	1030,50 2160w	1121,10 2400w	1212,40 2640w	1304,50 2880w	1395,50 3120w	1485,60 3360w	1576,60 3600w

Δt different from 50 K: consult Technical data Brem

Mod. Egon horizontal manifold height cm number elements
EH 200 - 7 EL



EH



PRODUCTION ON REQUEST

Height of plate every 10 cm: thermal output and prices can be obtained by interpolation

Made-to-measure (±3 mm)

Thermal output by interpolation:

Sizes over 15 el. and 3 m: price on request

Height per cm: increased size +20%

DOUBLE VERSIONS EDH

Is obtained by joining two plates EH

EDH price EH x 2 + 111,40€

Standard EG fitting (delivery on left, at front; return on right, at rear).

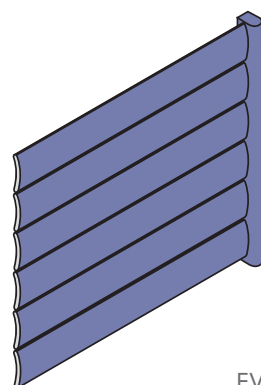
Thermal output EDH: single radiator x 1,60

EN 442 Watt Δt 50K (Δt 40K = $W \times 0,755$) - (Δt 30K = $W \times 0,526$)

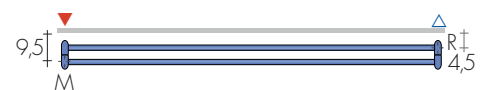
MOD.	L cm	60	80	100	120	140	160	180	200	220	240	260	280	300
H cm	▲▼ cm	57,8	77,8	97,8	117,8	137,8	157,8	177,8	197,8	217,8	237,8	257,8	277,8	297,8
EV 1el. H 8,0	€	136,10 50w	156,60 66w	168,80 83w	185,40 100w	193,20 116w	207,60 133w	220,90 149w	234,30 166w	242,50 183w	258,80 199w	271,20 216w	283,50 232w	301,80 249w
EV 2el. H 15,7	€	171,60 100w	197,50 133w	213,60 166w	232,30 199w	244,60 232w	266,10 266w	283,50 299w	299,90 332w	315,30 365w	334,70 398w	349,80 432w	367,10 465w	392,70 498w
EV 3el. H 23,5	€	207,60 149w	239,30 199w	260,10 249w	280,30 299w	296,90 349w	325,20 398w	345,70 448w	364,10 498w	385,50 548w	409,20 598w	430,60 647w	452,30 697w	484,60 747w
EV 4el. H 31,2	€	242,50 199w	280,30 266w	304,80 332w	327,40 398w	347,00 465w	384,60 531w	409,20 598w	429,30 664w	457,40 730w	484,60 797w	510,50 863w	536,10 930w	575,00 996w
EV 5el. H 39,0	€	278,30 249w	321,20 332w	349,80 415w	376,70 498w	398,80 581w	443,90 664w	471,60 747w	494,50 830w	530,10 913w	558,80 996w	589,30 1079w	621,30 1162w	666,20 1245w
EV 6el. H 46,7	€	314,20 299w	362,40 398w	396,10 498w	423,40 598w	450,40 697w	503,30 797w	534,10 896w	558,80 996w	601,70 1096w	634,50 1195w	669,20 1295w	704,70 1394w	757,10 1494w
EV 7el. H 54,5	€	347,80 349w	403,40 465w	442,10 581w	471,60 697w	500,50 813w	562,70 930w	596,60 1046w	624,20 1162w	672,30 1278w	709,30 1394w	748,90 1511w	789,90 1627w	849,20 1743w
EV 8el. H 62,2	€	383,90 398w	443,90 531w	488,20 664w	518,80 797w	552,50 930w	622,00 1062w	660,10 1195w	688,50 1328w	744,80 1461w	784,90 1594w	829,90 1726w	874,00 1859w	940,10 1992w
EV 9el. H 70,0	€	419,80 448w	486,20 598w	533,50 747w	566,80 896w	603,50 1046w	681,30 1195w	722,40 1345w	754,00 1494w	816,40 1643w	859,40 1793w	908,40 1942w	957,40 2092w	1030,50 2241w
EV 10el. H 77,7	€	454,20 498w	527,10 664w	578,40 830w	615,00 996w	655,80 1162w	739,90 1328w	784,90 1494w	818,70 1660w	887,90 1826w	935,00 1992w	988,10 2158w	1042,70 2324w	1121,10 2490w
EV 11el. H 85,5	€	490,40 548w	566,80 730w	624,20 913w	662,80 1096w	705,90 1278w	799,00 1461w	847,30 1643w	883,90 1826w	960,60 2009w	1009,70 2191w	1068,30 2374w	1125,40 2556w	1212,40 2739w
EV 12el. H 93,3	€	524,50 598w	607,80 797w	669,20 996w	710,20 1195w	757,10 1394w	858,50 1594w	909,60 1793w	948,60 1992w	1031,40 2191w	1085,60 2390w	1147,00 2590w	1210,50 2789w	1304,50 2988w
EV 13el. H 101,0	€	560,80 647w	648,60 863w	715,20 1079w	758,00 1295w	809,20 1511w	918,10 1726w	972,00 1942w	1012,90 2158w	1102,90 2374w	1160,70 2590w	1227,70 2805w	1294,20 3021w	1395,50 3237w
EV 14el. H 108,8	€	595,70 697w	689,90 930w	760,30 1162w	806,40 1394w	859,40 1627w	975,90 1859w	1035,40 2092w	1078,20 2324w	1175,70 2556w	1235,90 2789w	1307,50 3021w	1378,90 3254w	1485,60 3486w
EV 15el. H 116,5	€	630,20 747w	731,60 996w	806,40 1245w	854,30 1494w	910,90 1743w	1036,80 1992w	1098,20 2241w	1143,10 2490w	1247,00 2739w	1310,60 2988w	1387,70 3237w	1462,90 3486w	1576,60 3735w

Δt different from 50 K: consult Technical data Brem

Mod. Egon vertical manifold n° el (height) length cm
EV 5 EL - 220



EV



DOUBLE VERSION EDV

Is obtained by joining two plates EV
EDV price EV x 2 + 111,40€

Standard EG fitting (delivery on left, at front; return on right, at rear).

Thermal output EDV: single radiator x1,70

PRODUCTION ON REQUEST

Height of plate every 10 cm: thermal index and prices can be obtained by interpolation

Made-to-measure (± 3 mm)

Thermal output by interpolation

Sizes over 15 elements and 3 m: price on request

Length for cm: increased size +20%

OPEN is a panel with flattened tubes that are welded to the manifolds placed at the

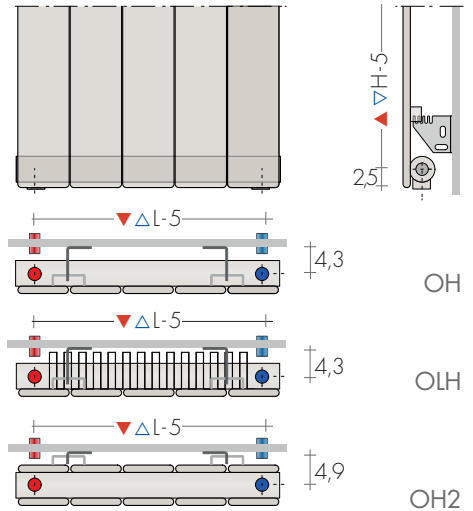
rear to create a perfectly flat radiating surface with radiating tubes providing movement.

OPEN panel can be either horizontal or vertical, single or double and with fins at the rear

Heights: from 60 to 240 cm
 Lengths: from 28,9 to 91 cm (n° el. x 7,15 + 0,25)
 Depths: 4,3 / 6 / 5,3 cm
 Depths from wall: 6,8 / 7,5 cm

TAPPING CENTRES

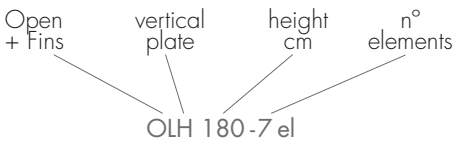
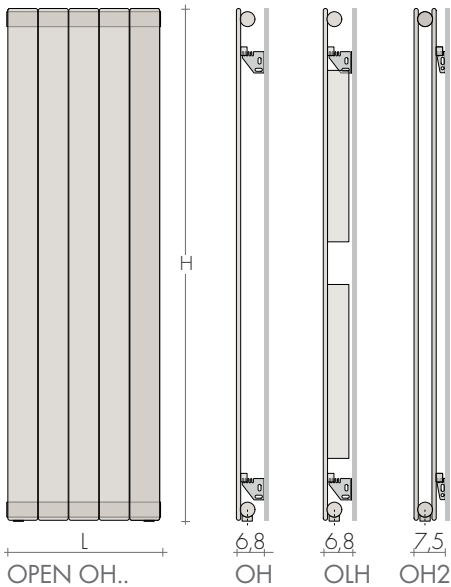

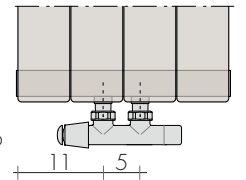
EG vertical fittings as standard
 Side fittings on request without extra



SPECIAL FITTINGS

▲▼ t.c. 5 cm ø 1/2"
 Art. ACB 118,50 €

Dual tube valves, p. 276

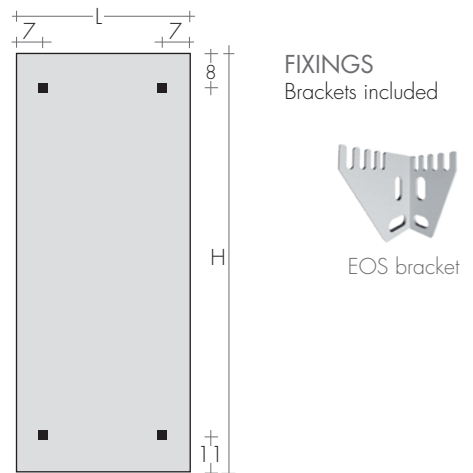


HEIGHTS ON REQUEST

Heights of plate every 10 cm:
 - thermal outputs and prices by interpolation

Heights of plate on request every 1 cm:
 - thermal outputs by interpolation
 - prices: price increased size +20%

Heights: 120, 140, from 240 to 360 cm:
 contact Brem technical office



HOW TO ORDER

State: model, (L indicates fins), height in cm, n° of elements; fitting and color if different from standard
 e.g.: OLH 180 - 7e, EG ø 1/2", RAL 3005

STANDARD PRODUCTION


White "sablé" paintwork - EOS brackets
 Air vent ø 1/2" - Tolerance ± 3 mm
 Maximum Operating pressure 6 bar

PRODUCTION ON REQUEST

Paintwork to Brem color list up to 3 m with colored brackets +15/25%
 Made-to measure dimensions, on request

STANDARD FITTINGS EG ø 1/2"

AC or BD Fittings on request
 Special fittings page 286



MOD. H cm	n°el. L cm ▲▽ cm	EN 442 Watt Δt 50K (Δt 40K = Wx0,755) - (Δt 30K = Wx0,526)										
		4	5	6	7	8	9	10	11	12	13	
		28,9	36	43,2	50,3	57,5	64,6	71,8	78,9	86,1	93,2	
		23,9	31	38,2	45,3	52,5	59,6	66,8	73,9	81,1	88,2	
OH 60	€	207,50 184w	235,90 230w	264,20 276w	292,40 322w	320,70 368w	349,00 414w	377,30 460w	405,60 506w	433,80 552w	462,20 598w	
OLH 60	€	317,00 284w	346,90 355w	376,50 426w	406,40 497w	436,20 568w	466,00 639w	495,70 710w	525,40 781w	555,40 852w	585,10 923w	
OH2 60	€	499,70 268w	556,40 335w	613,30 402w	670,20 469w	727,10 536w	783,90 603w	840,80 670w	897,60 737w	954,60 804w	1011,20 871w	
OH 80	€	228,10 240w	260,20 300w	292,20 360w	324,20 420w	356,20 480w	388,20 540w	420,20 600w	452,10 660w	484,20 720w	516,20 780w	
OLH 80	€	370,70 352w	406,10 440w	441,40 528w	476,80 616w	512,20 704w	547,50 792w	582,80 880w	618,10 968w	653,40 1056w	688,90 1144w	
OH2 80	€	540,70 348w	605,00 435w	669,30 522w	733,60 609w	798,00 696w	862,30 783w	926,60 870w	990,90 957w	1055,20 1044w	1119,40 1131w	
OH 100	€	248,90 296w	284,60 370w	320,30 444w	355,90 518w	391,60 592w	427,40 666w	463,00 740w	498,70 814w	534,50 888w	570,20 962w	
OLH 100	€	465,60 420w	507,00 525w	548,50 630w	590,00 735w	631,30 840w	672,70 945w	714,20 1050w	755,60 1155w	797,00 1260w	838,50 1365w	
OH2 100	€	582,20 428w	654,00 535w	725,50 642w	797,30 749w	869,00 856w	940,80 963w	1012,60 1070w	1084,30 1177w	1156,10 1284w	1227,90 1391w	
OH 160	€	312,80 464w	359,40 580w	405,80 696w	452,40 812w	499,00 928w	545,40 1044w	591,90 1160w	638,50 1276w	685,00 1392w	731,60 1508w	
OLH 160	€	568,40 612w	623,20 765w	677,70 918w	732,50 1071w	787,00 1224w	841,70 1377w	896,30 1530w	951,10 1683w	1005,50 1836w	1060,30 1989w	
OH2 160	€	706,40 664w	799,80 830w	893,20 996w	986,70 1162w	1080,20 1328w	1173,60 1494w	1267,20 1660w	1360,60 1826w	1454,10 1992w	1547,50 2158w	
OH180	€	332,00 520w	382,00 650w	431,90 780w	482,00 910w	532,00 1040w	582,00 1170w	631,90 1300w	682,00 1430w	731,90 1560w	782,00 1690w	
OLH 180	€	603,10 676w	660,40 845w	717,50 1014w	774,80 1183w	832,00 1352w	889,20 1521w	946,50 1690w	1003,70 1859w	1060,90 2028w	1118,20 2197w	
OH2 180	€	747,70 740w	848,10 925w	948,50 1110w	1048,90 1295w	1149,30 1480w	1249,80 1665w	1350,30 1850w	1450,60 2035w	1551,10 2220w	1651,40 2405w	
OH 200	€	352,50 576w	406,10 720w	459,90 864w	513,40 1008w	567,20 1152w	620,80 1296w	674,60 1440w	728,20 1584w	782,00 1728w	835,60 1872w	
OLH 200	€	689,90 740w	756,60 925w	823,40 1110w	890,20 1295w	956,80 1480w	1023,70 1665w	1090,30 1850w	1157,10 2035w	1223,80 2220w	1290,60 2405w	
OH2 200	€	789,00 820w	896,90 1025w	1004,80 1230w	1112,50 1435w	1220,40 1640w	1328,20 1845w	1436,10 2050w	1543,80 2255w	1651,70 2460w	1759,50 2665w	
OH 220	€	373,20 632w	430,60 790w	488,10 948w	545,30 1106w	602,90 1264w	660,20 1422w	717,50 1580w	775,00 1738w	832,40 1896w	889,70 2054w	
OLH 220	€	746,70 804w	821,00 1005w	895,20 1206w	969,50 1407w	1043,70 1608w	1118,10 1809w	1192,20 2010w	1266,50 2211w	1340,60 2412w	1415,00 2613w	
OH2 220	€	828,60 896w	943,60 1120w	1058,60 1344w	1173,50 1568w	1288,70 1792w	1403,60 2016w	1518,70 2240w	1633,70 2464w	1748,50 2688w	1863,70 2912w	
OH 240	€	394,00 688w	455,10 860w	516,10 1032w	577,10 1204w	638,40 1376w	699,40 1548w	760,50 1720w	821,50 1892w	882,70 2064w	943,80 2236w	
OH2 240	€	868,00 972w	990,30 1215w	1112,40 1458w	1234,70 1701w	1356,80 1944w	1479,10 2187w	1601,20 2430w	1723,50 2673w	1845,50 2916w	1967,80 3159w	

Δt different from 50 K: consult Technical data Brem

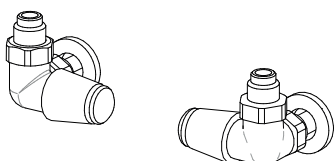
PANELS

RECOMMENDED VALVES

CHROME PLATED VALVES KIT WITH:

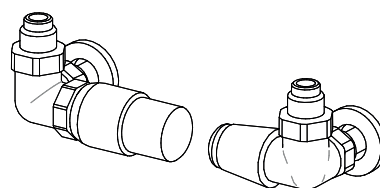
- n°2 Valves with O-ring Tangs
- n°2 Fittings (multilayer ø16, copper ø12,14)
- n°2 Round washers

On request: Polished stainless tube cover
(to be cut to right size) Art. CA18 10,80€



COLORED QUADRA VALVES

page 279



REMOTE FITTINGS Art. REM 36,60€

Remote fittings at the rear: ▲▽L - 5cm



2,5 ±

REMOTE VALVES ASSEMBLY KIT p. 281 with:
- n°2 Fittings (multilayer ø16, copper ø12,14)

REMOTE TON VALVES ASSEMBLY KIT
Art. KVG 153,60€

SIDE CONTROL TON VALVES KIT
page 277 Art. KVL 130,90€

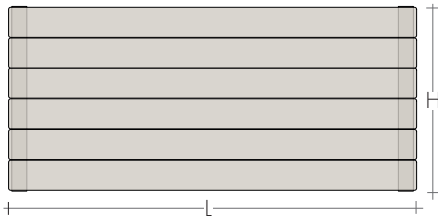
SIDE CONTROL TON VALVES KIT with
THERMOSTATIC head Art. KTL 177,10€

REMOTE TON VALVES ASSEMBLY KIT with
THERMOSTATIC head Art. KVG T 199,80€

Plate with round vertical manifolds and flat horizontal radiating tubes


TAPPING CENTRES

EG vertical fittings as standard
Side fittings on request without extra




Heights: from 28,9 to 143,3cm (from 4 to 20 el.)
Lengths: from 50 to 600 cm
Depths: 4,3 / 6 / 5,3 cm
Depths from wall: 6,8 / 7,5 cm

OPEN OV..



OV



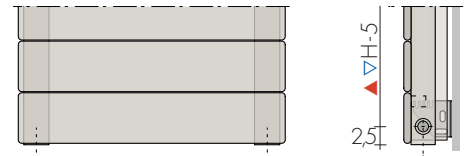
OLV



OV2



OLV2



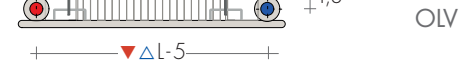
OV



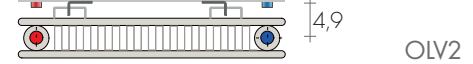

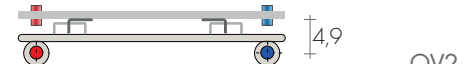
OLV



OV2

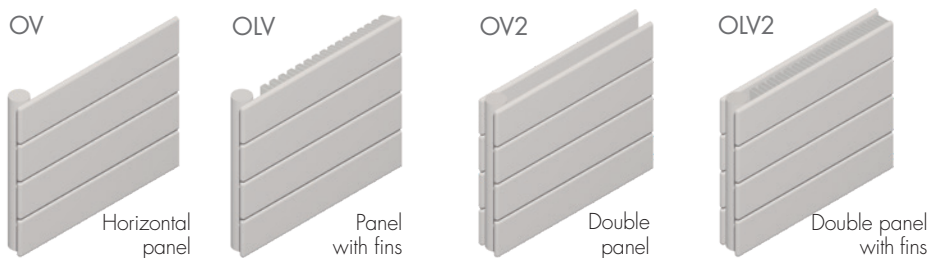


OLV2



OLV fins 7 cm high less than the plate

MOD.	H	L	50	60	70	80	90	100	120	140	160	180	200	220
	Δ	cm	cm	cm	cm	cm	cm	cm	cm	cm	cm	cm	cm	cm
OV 4 el	28,9	€	213,70 162w	224,40 194w	235,30 226w	246,00 258w	256,70 291w	267,50 323w	288,80 388w	310,60 452w	332,00 517w	353,40 581w	375,00 646w	396,40 711w
OLV 4 el		€	328,90 268w	349,10 322w	369,30 375w	389,40 429w	409,60 482w	429,60 536w	470,00 643w	510,20 750w	550,50 858w	590,80 965w	631,00 1072w	671,30 1179w
OV2 4 el		€	513,70 260w	535,00 312w	556,10 364w	577,20 416w	598,50 468w	619,60 520w	661,90 624w	704,10 728w	746,50 832w	788,70 936w	831,00 1040w	873,40 1144w
OLV2 4 el		€	572,00 368w	598,90 442w	625,60 515w	652,50 589w	679,30 662w	706,30 736w	759,80 883w	813,30 1030w	867,10 1178w	920,60 1325w	974,40 1472w	1027,90 1619w
OV 5 el	36	€	232,80 196w	245,60 235w	257,80 274w	269,80 313w	281,80 352w	294,00 391w	318,10 469w	342,00 547w	366,20 626w	390,30 704w	414,40 782w	438,50 860w
OLV 5 el		€	340,70 323w	361,80 388w	383,00 452w	404,00 517w	425,00 581w	446,20 646w	488,40 775w	530,70 904w	572,80 1034w	615,00 1163w	657,20 1292w	699,30 1421w
OV2 5 el		€	553,20 312w	577,00 374w	600,90 437w	624,80 499w	648,60 562w	672,40 624w	720,00 749w	767,90 874w	815,50 998w	863,20 1123w	910,90 1248w	958,60 1373w
OLV2 5 el		€	609,50 424w	639,00 509w	668,20 594w	697,60 678w	727,00 763w	756,30 848w	814,90 1018w	873,50 1187w	932,20 1357w	990,90 1526w	1049,40 1696w	1108,20 1866w
OV 6 el	43,2	€	256,00 230w	269,20 275w	282,70 321w	296,00 367w	309,20 413w	322,70 459w	349,20 551w	375,80 643w	402,40 734w	429,00 826w	455,60 918w	482,40 1010w
OLV 6 el		€	375,90 378w	399,70 453w	423,80 529w	447,80 604w	471,60 680w	495,60 755w	543,50 906w	591,40 1057w	639,30 1208w	687,20 1359w	735,10 1510w	783,00 1661w
OV2 6 el		€	596,70 364w	623,20 436w	649,50 509w	675,90 582w	702,40 654w	728,70 727w	781,50 872w	834,50 1018w	887,30 1163w	940,00 1309w	992,80 1454w	1045,50 1599w
OLV2 6 el		€	666,20 480w	699,20 576w	732,10 672w	765,20 768w	798,20 864w	831,20 960w	897,10 1152w	963,30 1344w	1029,20 1536w	1095,20 1728w	1161,30 1920w	1227,30 2112w
OV 7 el	50,3	€	280,30 264w	296,10 316w	311,70 369w	327,40 422w	343,20 474w	358,70 527w	390,10 632w	421,30 738w	452,60 843w	484,00 949w	515,30 1054w	546,70 1159w
OLV 7 el		€	395,70 431w	422,60 517w	449,30 603w	476,30 689w	503,20 775w	530,10 861w	583,70 1033w	637,50 1205w	691,30 1378w	745,00 1550w	798,70 1722w	852,40 1894w
OV2 7 el		€	645,50 415w	676,40 498w	707,50 581w	738,50 664w	769,40 747w	800,50 830w	862,50 996w	924,40 1162w	986,60 1328w	1048,70 1494w	1110,70 1660w	1172,80 1826w
OLV2 7 el		€	728,40 535w	766,60 642w	804,70 749w	842,80 856w	881,00 963w	919,20 1070w	995,50 1284w	1071,70 1498w	1148,00 1712w	1224,20 1926w	1300,50 2140w	1376,80 2354w
OV 8 el	57,5	€	304,10 298w	321,30 358w	338,70 417w	355,80 477w	373,10 536w	390,40 596w	424,90 715w	459,50 834w	494,10 954w	528,60 1073w	563,10 1192w	597,60 1311w
OLV 8 el		€	414,10 486w	442,60 583w	471,20 680w	499,70 777w	528,10 874w	556,60 971w	613,80 1165w	670,90 1359w	728,00 1554w	785,10 1748w	842,20 1942w	899,40 2136w
OV2 8 el		€	693,10 467w	727,40 560w	761,70 654w	796,00 747w	830,40 841w	864,60 934w	933,20 1121w	1001,80 1308w	1070,50 1494w	1139,00 1681w	1207,70 1868w	1276,10 2055w
OLV2 8 el		€	788,90 590w	832,70 708w	876,50 826w	920,40 944w	964,20 1062w	1008,10 1180w	1095,70 1416w	1183,40 1652w	1271,20 1888w	1358,90 2124w	1446,60 2360w	1534,20 2596w
OV 9 el	64,6	€	326,40 333w	345,50 399w	364,70 466w	383,90 532w	403,10 599w	422,40 665w	460,70 798w	499,10 931w	537,50 1064w	575,90 1197w	614,30 1330w	652,60 1463w
OLV 9 el		€	438,60 540w	469,60 648w	500,80 756w	532,00 864w	563,10 972w	594,40 1080w	656,80 1296w	719,00 1512w	781,30 1728w	843,80 1944w	906,10 2160w	968,50 2376w
OV2 9 el		€	738,00 519w	775,90 623w	814,20 727w	852,30 830w	890,50 934w	928,60 1038w	1004,90 1246w	1081,10 1453w	1157,40 1661w	1233,70 1868w	1310,10 2076w	1386,30 2284w
OLV2 9 el		€	839,90 645w	889,30 774w	938,70 903w	988,00 1032w	1037,30 1161w	1086,70 1290w	1185,40 1548w	1284,20 1806w	1383,00 2064w	1481,80 2322w	1580,40 2580w	1679,20 2838w

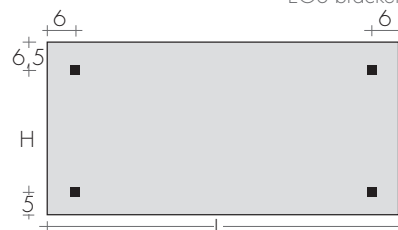


RECOMMENDED VALVES KIT page 125

FIXINGS
Brackets included



EOS bracket



MOD.	L cm	EN 442 Watt Δt 50K (Δt 40K = $W \times 0,755$) - (Δt 30K = $W \times 0,526$)													
		50	60	70	80	90	100	120	140	160	180	200	220		
OV 10 el	71,8	356,90 367w	378,40 440w	399,80 514w	421,30 587w	442,80 661w	464,40 734w	507,40 881w	550,40 1028w	593,40 1174w	636,40 1321w	679,40 1468w	722,40 1615w		
OLV 10 el		469,20 595w	502,80 713w	536,00 832w	569,50 951w	603,00 1070w	636,50 1189w	703,50 1427w	770,30 1665w	837,10 1902w	904,10 2140w	971,00 2378w	1037,90 2616w		
OV2 10 el		798,70 571w	841,30 685w	884,10 799w	926,80 914w	969,50 1028w	1012,30 1142w	1097,60 1370w	1183,10 1599w	1268,50 1827w	1354,00 2056w	1439,30 2284w	1524,80 2512w		
OLV2 10 el		871,40 700w	925,20 840w	979,20 980w	1033,20 1120w	1087,10 1260w	1141,10 1400w	1248,90 1680w	1356,80 1960w	1464,60 2240w	1572,50 2520w	1680,30 2800w	1788,20 3080w		
OV 11 el	78,9	390,30 402w	413,40 482w	436,60 562w	459,60 642w	482,80 723w	506,00 803w	552,30 964w	598,50 1124w	644,70 1285w	691,00 1445w	737,30 1606w	783,60 1767w		
OLV 11 el		503,90 649w	539,10 779w	574,10 909w	609,20 1038w	644,30 1168w	679,50 1298w	749,60 1558w	820,10 1817w	890,30 2077w	960,50 2336w	1030,80 2596w	1101,00 2856w		
OV2 11 el		865,60 623w	911,70 748w	957,60 872w	1003,60 997w	1049,60 1121w	1095,60 1246w	1187,50 1495w	1279,40 1744w	1371,30 1994w	1463,20 2243w	1555,10 2492w	1647,10 2741w		
OLV2 11 el		918,60 755w	977,10 906w	1035,40 1057w	1093,90 1208w	1152,30 1359w	1210,60 1510w	1327,30 1812w	1444,10 2114w	1560,80 2416w	1677,50 2718w	1794,40 3020w	1911,10 3322w		
OV 12 el	86,1	415,90 436w	440,80 523w	466,00 610w	491,10 698w	516,10 785w	541,20 872w	591,40 1046w	641,40 1221w	691,70 1395w	741,80 1570w	792,00 1744w	842,10 1918w		
OLV 12 el		529,50 704w	566,80 844w	603,90 985w	641,10 1126w	678,40 1266w	715,50 1407w	789,70 1688w	864,20 1970w	938,40 2251w	1012,80 2533w	1087,10 2814w	1161,40 3095w		
OV2 12 el		917,30 675w	967,10 810w	1017,00 945w	1066,90 1080w	1116,90 1215w	1166,80 1350w	1266,50 1620w	1366,30 1890w	1466,00 2160w	1565,90 2430w	1665,40 2700w	1765,20 2970w		
OLV2 12 el		966,00 810w	1028,70 972w	1091,70 1134w	1154,40 1296w	1217,20 1458w	1280,20 1620w	1405,80 1944w	1531,40 2268w	1656,90 2592w	1782,70 2916w	1908,30 3240w	2033,90 3564w		
OV 13 el	93,2	441,50 471w	468,50 565w	495,50 659w	522,60 753w	549,60 847w	576,60 941w	630,70 1129w	684,50 1317w	738,80 1506w	792,60 1694w	846,70 1882w	900,70 2070w		
OV2 13 el		968,60 727w	1022,30 872w	1076,10 1018w	1129,90 1163w	1183,60 1309w	1237,40 1454w	1344,90 1745w	1452,40 2036w	1559,90 2326w	1667,50 2617w	1775,00 2908w	1882,50 3199w		
OV 14 el	100,4	467,20 505w	496,00 606w	524,90 707w	554,10 808w	583,00 909w	611,90 1010w	669,80 1212w	727,80 1414w	785,60 1616w	843,60 1818w	901,40 2020w	959,30 2222w		
OV2 14 el		1019,90 779w	1077,40 935w	1135,10 1091w	1192,80 1246w	1250,40 1402w	1308,00 1558w	1423,30 1870w	1538,50 2181w	1653,90 2493w	1769,20 2804w	1884,30 3116w	1999,60 3428w		
OV 15 el	107,5	492,80 540w	523,70 647w	554,60 755w	585,40 863w	616,30 971w	647,20 1079w	709,00 1295w	770,90 1511w	832,60 1726w	894,30 1942w	956,00 2158w	1018,00 2374w		
OV2 15 el		1071,20 831w	1132,70 997w	1194,30 1163w	1255,60 1330w	1317,10 1496w	1378,70 1662w	1501,80 1994w	1624,70 2327w	1747,80 2659w	1870,70 2992w	1993,80 3324w	2116,80 3656w		
OV 16 el	114,7	518,40 574w	551,30 689w	584,20 804w	616,90 918w	649,70 1033w	682,50 1148w	748,30 1378w	814,00 1607w	879,50 1837w	945,20 2066w	1010,80 2296w	1076,40 2526w		
OV2 16 el		1122,50 883w	1187,90 1060w	1253,20 1236w	1318,70 1413w	1384,00 1589w	1449,40 1766w	1580,20 2119w	1710,90 2472w	1841,60 2826w	1972,30 3179w	2103,10 3532w	2234,00 3885w		
OV 17 el	121,8	544,10 609w	578,90 730w	613,60 852w	648,40 974w	683,20 1095w	718,00 1217w	787,40 1460w	856,90 1704w	926,50 1947w	996,00 2191w	1065,50 2434w	1135,10 2677w		
OV2 17 el		1173,60 935w	1243,00 1122w	1312,30 1309w	1381,40 1496w	1450,70 1683w	1520,10 1870w	1658,60 2244w	1797,00 2618w	1935,60 2992w	2074,10 3366w	2212,60 3740w	2351,10 4114w		
OV 18 el	129	569,70 643w	606,50 772w	643,20 900w	679,80 1029w	716,50 1157w	753,20 1286w	826,70 1543w	900,00 1800w	973,40 2058w	1046,80 2315w	1120,20 2572w	1193,60 2829w		
OV2 18 el		1225,10 987w	1298,20 1184w	1371,30 1382w	1444,40 1579w	1517,50 1777w	1590,70 1974w	1736,90 2369w	1883,30 2764w	2029,20 3158w	2175,70 3553w	2322,00 3948w	2468,40 4343w		
OV 19 el	136,1	595,40 678w	634,10 813w	672,70 949w	711,30 1084w	750,10 1220w	788,60 1355w	865,90 1626w	943,20 1897w	1020,30 2168w	1097,60 2439w	1174,90 2710w	1252,20 2981w		
OV2 19 el		1276,20 1039w	1353,30 1247w	1430,40 1455w	1507,40 1662w	1584,40 1870w	1661,40 2078w	1815,30 2494w	1969,30 2909w	2123,40 3325w	2277,40 3740w	2431,40 4156w	2585,50 4572w		
OV 20 el	143,3	620,90 712w	661,60 854w	702,20 997w	742,80 1139w	783,30 1282w	823,90 1424w	905,10 1709w	986,30 1994w	1067,50 2278w	1148,40 2563w	1229,50 2848w	1310,80 3133w		
OV2 20 el		1327,60 1091w	1408,50 1309w	1489,30 1527w	1570,20 1746w	1651,10 1964w	1732,10 2182w	1893,80 2618w	2055,50 3055w	2217,30 3491w	2379,10 3928w	2540,80 4364w	2702,70 4800w		

OPEN-H

OPEN-H, vertical panel page 124

OPEN-OH
simple panel

OPEN-OLH
single panel with radiating fins at rear

OPEN-OH2
double panel

Heights : from 60 to 240 cm
Length : from 28,9 to 91 cm



OPEN-V

OPEN, horizontal panel page 126

OPEN-OV
simple panel

OPEN-OLV
single panel with radiating fins at rear

OPEN-OV2
double panel

Heights : from 28,9 to 143,3 cm
Length : from 50 to 600 cm



SUIT-H

SUIT-H, vertical panel page 130

SUIT-H
simple panel

SUIT-HL
simple panel with radiating fins at rear

SUIT-H2
double panel

SUIT-HLH
double panel with radiating fins at rear

Heights: from 60 to 360 cm

Length: from 14 to 140 cm



SUIT-V

SUIT-V, horizontal panel page 132

SUIT-V
simple panel

SUIT-VL
simple panel with radiating fins at rear

SUIT-V2
double panel

SUIT-VLV
double panel with radiating fins at rear

SUIT-VL2
double panel with double radiating fins at rear

Heights: from 28 to 140 cm

Length: from 50 to 600 cm



SUIT-H is created with flattened tubes that merge imperceptibly with the manifolds

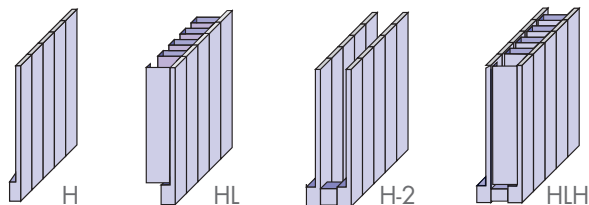
assembled in such way as to create a completely flat radiating surface cadenced by the

union of its various elements. Is available in single or double form and with fins at the rear.

MODEL SUIT-H..
with flattened vertical tubes

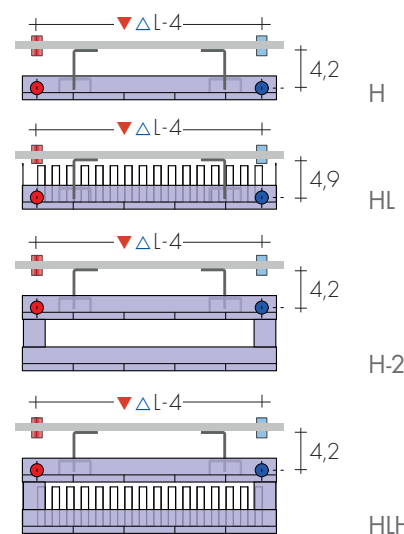
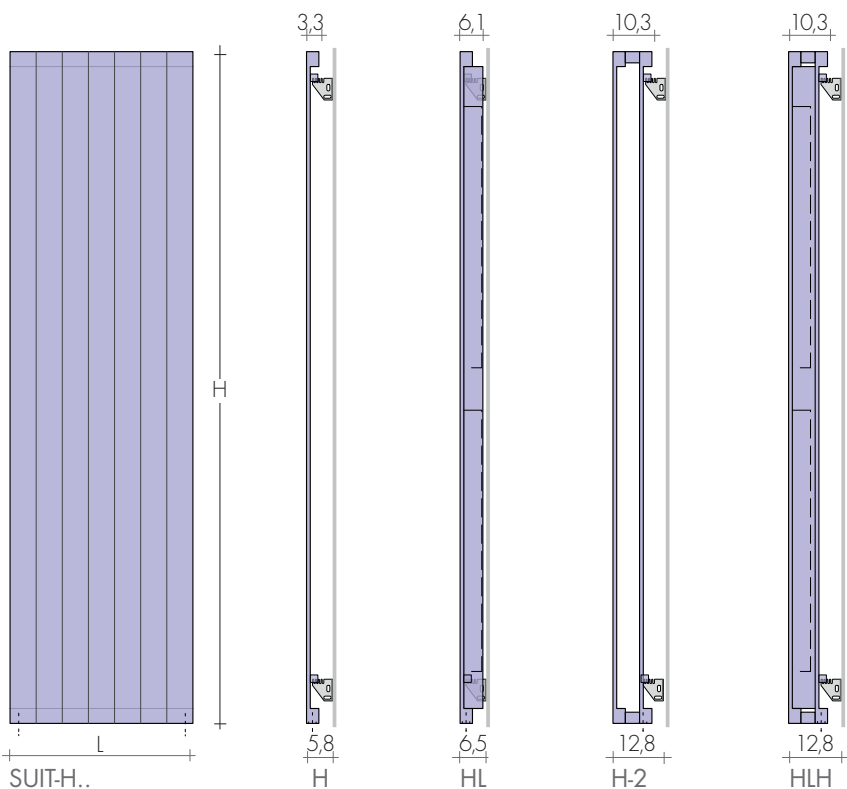
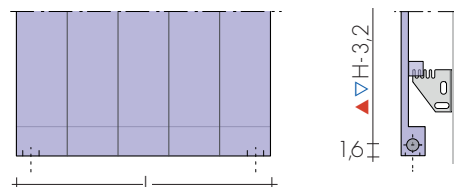
H = 60 to 360 cm
(every 20 cm)

L = 14 to 140 cm
(1 to 20 elements)



TAPPING CENTRES

EG vertical fittings as standard
Side fittings on request without extra



Standard lateral bands for plates with fins.

SUIT-H + fins
plate at rear
height tubes cm
width cm

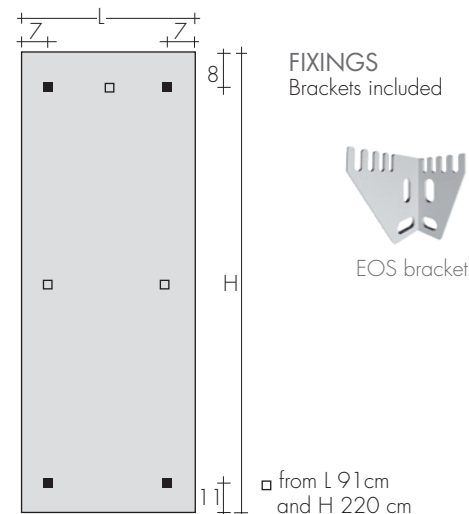
HLH 180 - 49

HOW TO ORDER

State: model (L indicates fins) with height and length in cm; fitting and color if different from standard
eg.: HL 180 - 49, AC \varnothing 1/2", RAL 3005

HEIGHTS ON REQUEST

H, HL, H-2, HLH: 120, 140, 150 cm
H, H-2: 300, 320, 340, 360 cm
Heights every 10 cm: thermal output and price by interpolation; see price of increased size.
Heights every 1 cm: thermal output by interpolation; price: increased size + 20%
lengths up to 1,4m: contact Brem technical office



FIXINGS
Brackets included



STANDARD PRODUCTION

White "sablé" paintwork - EOS brackets
Air vent \varnothing 1/2" - Tolerance \pm 3 mm
Maximum operating pressure 6 bar.

PRODUCTION ON REQUEST

Paintwork to Brem color list up to 3 m
+15/25%
(ask for feasibility in case of higher values)

STANDARD FITTINGS EG \varnothing 1/2"

\blacktriangle \blacktriangledown L-4 cm
AC or BD fittings on request
Special fittings, page 286



MOD. H cm	L cm (n° el.) ▲▽	14	21	28	35	42	49	EN 442 Watt Δt 50K (Δt 40K = Wx0,755) - (Δt 30K = Wx0,526)						56	63	70	77	84	91	98		
		(2)	(3)	(4)	(5)	(6)	(7)	(8)	(9)	(10)	(11)	(12)	(13)	(14)	(10)	(11)	(12)	(13)	(14)			
H60	€	151,10 85w	182,80 127w	215,50 170w	248,30 212w	279,30 255w	312,80 297w	345,60 339w	377,70 382w	410,00 424w	442,10 467w	474,40 509w	506,60 551w	539,20 594w								
HL60	€	257,60 138w	293,30 207w	328,00 276w	362,80 345w	396,30 415w	431,80 484w	467,60 553w	502,00 622w	536,70 691w	571,50 760w	606,50 829w	641,20 898w	676,00 967w								
H60-2	€	427,50 141w	491,80 211w	556,50 282w	621,20 352w	686,00 423w	750,60 493w	813,10 564w	879,40 634w	944,00 705w	1008,20 775w	1072,80 846w	1137,60 916w	1202,00 987w								
HLH60	€	558,50 197w	618,20 296w	678,40 394w	738,50 493w	799,10 591w	859,90 690w	919,00 788w	980,10 887w	1040,30 986w	1100,50 1084w	1160,70 1183w	1221,00 1281w	1266,40 1380w								
H80	€	176,40 111w	213,60 166w	249,30 221w	288,80 277w	325,80 332w	360,50 388w	398,30 443w	435,80 498w	471,20 554w	508,80 609w	546,10 665w	582,70 720w	619,80 775w								
HL80	€	259,50 177w	296,90 265w	334,50 354w	378,70 442w	421,50 531w	466,60 619w	507,70 708w	550,80 796w	594,00 885w	638,20 973w	680,10 1062w	723,10 1150w	766,10 1239w								
H80-2	€	456,40 179w	528,40 269w	602,40 359w	676,50 448w	750,60 538w	822,90 628w	896,80 717w	970,70 807w	1044,80 897w	1116,50 986w	1191,20 1076w	1264,60 1166w	1338,40 1255w								
HLH80	€	560,70 246w	621,50 368w	686,00 491w	761,60 614w	837,50 737w	913,60 859w	989,50 982w	1065,30 1105w	1141,30 1228w	1217,00 1350w	1292,80 1473w	1368,50 1596w	1444,50 1719w								
H100	€	190,10 137w	231,30 205w	271,80 273w	312,80 341w	354,50 410w	396,30 478w	435,80 546w	476,80 614w	519,00 683w	558,50 751w	601,60 819w	641,60 887w	684,20 956w								
HL100	€	277,20 214w	325,80 320w	372,10 427w	420,00 534w	467,60 641w	515,40 747w	563,10 854w	609,70 961w	657,80 1068w	705,30 1174w	754,30 1281w	803,00 1388w	849,60 1495w								
H100-2	€	486,20 217w	567,80 325w	649,30 434w	730,60 542w	813,10 651w	894,90 759w	976,40 867w	1058,00 976w	1141,30 1084w	1222,70 1193w	1303,90 1301w	1386,60 1410w	1468,10 1518w								
HLH100	€	567,80 299w	651,10 448w	734,60 598w	818,00 747w	900,30 896w	983,70 1046w	1067,10 1195w	1150,70 1344w	1233,90 1494w	1316,20 1643w	1399,00 1793w	1483,30 1942w	1566,50 2091w								
H160	€	237,90 210w	291,30 315w	345,60 420w	396,30 525w	450,00 630w	504,10 735w	556,50 840w	608,30 945w	662,40 1050w	714,80 1155w	768,20 1260w	822,90 1365w	873,30 1470w								
HL160	€	370,00 314w	441,40 471w	513,40 629w	583,70 786w	654,10 943w	725,20 1100w	797,20 1257w	867,70 1414w	939,80 1572w	1009,90 1729w	1081,10 1886w	1151,20 2043w	1222,00 2200w								
H160-2	€	576,90 326w	678,40 488w	782,40 651w	886,50 814w	989,50 977w	1091,70 1139w	1194,60 1302w	1298,50 1465w	1401,60 1628w	1503,70 1790w	1607,00 1953w	1711,00 2116w	1813,80 2279w								
HLH160	€	693,40 431w	814,20 646w	935,80 862w	1056,20 1077w	1177,60 1293w	1298,50 1508w	1420,60 1724w	1540,30 1939w	1662,90 2155w	1784,80 2370w	1904,70 2586w	2027,50 2801w	2147,40 3017w								
H180	€	269,20 234w	330,70 350w	392,20 467w	452,30 584w	511,60 701w	574,10 817w	635,00 934w	694,60 1051w	756,70 1168w	817,00 1284w	878,80 1401w	939,80 1518w	999,40 1635w								
HL180	€	418,20 344w	498,70 516w	575,90 689w	654,40 861w	734,00 1033w	813,10 1205w	892,40 1377w	970,80 1549w	1050,30 1721w	1129,60 1893w	1207,40 2065w	1286,80 2237w	1365,10 2410w								
H180-2	€	627,20 360w	743,90 540w	859,50 720w	975,90 900w	1091,30 1079w	1207,90 1259w	1323,60 1439w	1440,50 1619w	1556,10 1799w	1672,50 1979w	1787,20 2159w	1904,80 2339w	2019,60 2518w								
HLH180	€	783,70 474w	920,50 711w	1059,50 949w	1196,30 1186w	1333,60 1423w	1443,30 1660w	1607,20 1897w	1743,80 2134w	1882,70 2372w	2020,40 2609w	2156,90 2846w	2293,90 3083w	2430,40 3320w								
H200	€	282,60 257w	346,90 385w	410,30 513w	473,50 642w	538,70 770w	599,20 898w	663,30 1026w	726,80 1155w	790,00 1283w	855,50 1411w	918,50 1540w	983,10 1668w	1046,20 1796w								
HL200	€	440,30 371w	524,80 557w	610,30 742w	692,40 928w	778,10 1113w	862,30 1299w	948,10 1484w	1032,00 1670w	1116,50 1855w	1201,10 2041w	1286,80 2226w	1372,20 2412w	1456,60 2597w								
H200-2	€	678,40 393w	807,20 590w	934,60 787w	1063,30 984w	1191,90 1180w	1319,90 1377w	1448,40 1574w	1577,10 1770w	1704,80 1967w	1833,30 2164w	1962,00 2361w	2089,70 2557w	2218,30 2754w								
HLH200	€	815,20 515w	962,20 772w	1108,80 1030w	1256,60 1287w	1403,50 1544w	1549,90 1802w	1697,00 2059w	1845,30 2317w	1992,00 2574w	2139,20 2832w	2285,70 3089w	2432,30 3346w	2579,50 3604w								
H220	€	295,50 279w	365,80 418w	434,30 557w	501,40 697w	569,70 836w	639,10 976w	708,60 1115w	776,90 1254w	843,50 1394w	914,00 1533w	983,10 1673w	1050,30 1812w	1117,90 1951w								
HL220	€	461,40 401w	550,80 602w	639,10 802w	730,10 1003w	819,20 1204w	907,80 1404w	999,40 1605w	1088,50 1806w	1178,50 2006w	1266,50 2207w	1356,10 2407w	1446,50 2608w	1534,70 2809w								
H220-2	€	712,80 426w	849,40 639w	988,00 851w	1126,90 1064w	1263,60 1277w	1403,50 1490w	1542,10 1703w	1678,40 1916w	1817,30 2129w	1955,90 2342w	2093,70 2555w	2232,50 2768w	2371,20 2980w								
HLH220	€	884,60 555w	1045,40 832w	1206,40 1110w	1367,00 1387w	1529,90 1665w	1690,60 1942w	1851,50 2220w	2012,40 2497w	2173,10 2775w	2332,70 3052w	2493,80 3330w	2654,70 3607w	2815,20 3885w								

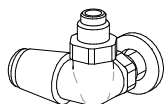
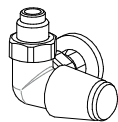
Δt different from 50 K: consult Technical data Brem

RECOMMENDED VALVES

CHROME PLATED VALVES KIT WITH:

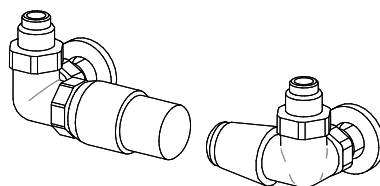
- n°2 Valves with O-ring Tangs
- n°2 Fittings (multilayer ø16, copper ø12,14)
- n°2 Round washers

On request: Polished stainless tube cover
(to be cut to right size) Art. CA18 10,80€



COLORED QUADRA VALVES

page 279



REMOTE FITTINGS Art. REM 36,60€

Remote fittings at the rear: ▲▽L - 5cm



2,5 ±



REMOTE VALVES ASSEMBLY KIT p. 281 with:
- n°2 Fittings (multilayer ø16, copper ø12,14)

REMOTE TON VALVES ASSEMBLY KIT

Art. KVG 153,60€

REMOTE TON VALVES ASSEMBLY KIT with
THERMOSTATIC head Art. KVG T 199,80€

SIDE CONTROL TON VALVES KIT

page 277

Art. KVL 130,90€

SIDE CONTROL TON VALVES KIT with

THERMOSTATIC head

Art. KTL 177,10€

We find the characteristics of the flat tubes assembled also in SUIT-V, where

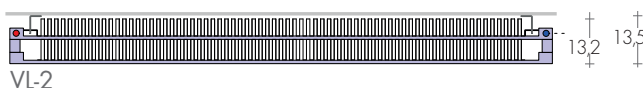
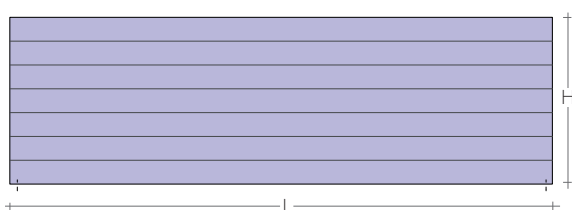
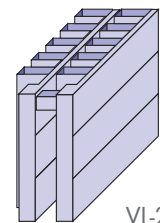
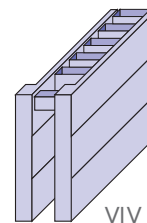
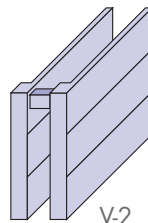
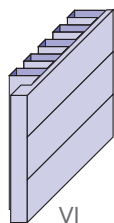
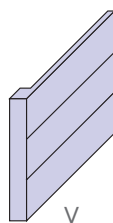
the manifold and flat tubes are perfectly matched together. Here, however, the

heating element is positioned horizontally. In single or double version, with fins at the rear.

MODEL SUIT-V.. with flattened horizontal tubes

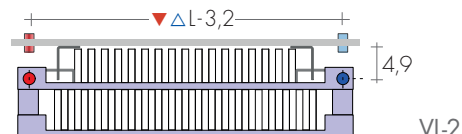
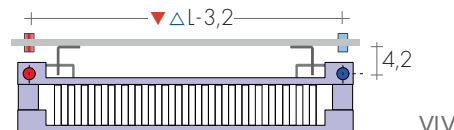

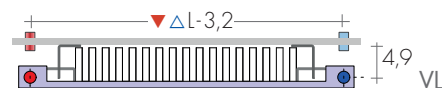

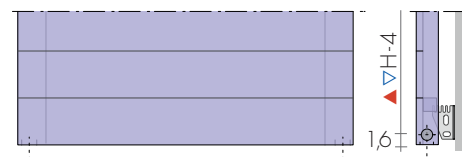
H = 28 to 168 cm (every 7 cm)

L = 50 to 600 cm (every 10 cm)



TAPPING CENTRES

EG vertical fittings as standard
Side fittings on request without extra



HOW TO ORDER

State: model (L indicates fins) with height, height of fins and length in cm; fitting and color if different from standard
eg.: VL 42/28-180, AC \varnothing 1/2", BR 0002

STANDARD PRODUCTION

White "sablé" paintwork - EOS brackets
Air vent \varnothing 1/2" - Tolerance \pm 3 mm
Maximum operating pressure 6 bar.

PRODUCTION ON REQUEST

Paintwork to Brem color list up to 3 m
+15/25%
(ask for feasibility in case of higher values)

STANDARD FITTINGS

EG \varnothing 1/2" \blacktriangledown L-3,2 cm
AC or BD Fittings on request
Special fittings page 286



MOD.	L	EN 442 Watt Δt 50K (Δt 40K = Wx0,755) - (Δt 30K = Wx0,526)													
		cm 50	60	70	80	90	100	110	120	140	160	180	200	220	240
	▲▽	46,8	56,8	66,8	76,8	86,8	96,8	106,8	116,8	136,8	156,8	176,8	196,8	216,8	236,8
V28	H cm	€ 231,30	243,70	255,90	268,00	279,30	293,30	306,50	316,60	340,90	365,60	387,90	414,20	437,60	463,00
VL28/28		144w	173w	202w	230w	259w	288w	317w	346w	403w	461w	518w	576w	634w	691w
V28-2		€ 336,40	356,90	379,70	399,10	420,00	440,30	460,90	480,50	523,80	563,90	604,50	647,40	687,80	729,00
V28-2		314w	377w	440w	502w	565w	628w	691w	754w	879w	1005w	1130w	1256w	1382w	1507w
V35		€ 578,10	603,50	627,80	652,30	675,60	700,00	724,20	746,80	797,20	844,10	891,20	941,80	988,10	1037,10
V35		256w	307w	358w	409w	460w	511w	562w	613w	715w	818w	920w	1022w	1124w	1226w
VL35/35		€ 257,00	271,80	286,00	299,20	312,80	328,90	342,80	356,90	384,90	412,30	441,40	469,30	497,30	526,60
VL35/35		178w	213w	249w	284w	320w	355w	391w	426w	497w	568w	639w	710w	781w	852w
V35-2		€ 362,80	384,90	407,60	430,30	453,60	474,80	497,30	522,00	566,90	609,70	655,90	701,50	746,80	791,70
V35-2		367w	440w	513w	586w	660w	733w	806w	880w	1026w	1173w	1319w	1466w	1613w	1759w
VLV35/35		€ 629,70	660,60	687,80	714,80	743,80	772,20	801,10	828,40	885,40	941,80	998,60	1054,90	1112,20	1166,70
VLV35/35		308w	370w	431w	493w	554w	616w	678w	739w	862w	986w	1109w	1232w	1355w	1478w
VL35/35-2		€ 734,60	771,00	808,60	845,30	882,30	917,20	954,70	991,10	1065,30	1139,30	1213,30	1287,40	1359,50	1433,40
VL35/35-2		501w	601w	701w	802w	902w	1002w	1102w	1202w	1403w	1603w	1804w	2004w	2204w	2405w
V42		€ 839,40	886,50	930,30	976,40	1021,10	1065,30	1111,20	1156,20	1246,20	1336,90	1428,00	1516,90	1607,00	1697,80
V42		681w	817w	953w	1090w	1226w	1362w	1498w	1634w	1907w	2179w	2452w	2724w	2996w	3269w
VL42/28		€ 286,00	300,70	316,60	332,60	348,50	365,60	378,70	394,50	427,50	457,10	489,20	522,00	550,80	583,70
VL42/28		217w	260w	304w	347w	391w	434w	477w	521w	608w	694w	781w	868w	955w	1042w
VL42/42		€ 389,80	414,20	439,40	464,90	487,20	510,70	535,10	558,50	608,30	655,90	704,70	752,40	801,10	848,10
VL42/42		380w	456w	532w	608w	684w	760w	836w	912w	1064w	1216w	1368w	1520w	1672w	1824w
V42-2		€ 394,50	420,00	446,90	471,20	497,30	525,70	550,80	576,20	627,80	680,40	730,60	783,30	833,80	885,40
V42-2		417w	500w	584w	667w	751w	834w	917w	1001w	1168w	1334w	1501w	1668w	1835w	2002w
VLV42/28		€ 687,80	719,50	750,60	781,00	812,30	844,10	876,10	907,00	968,80	1031,50	1094,60	1158,10	1219,80	1281,50
VLV42/28		362w	434w	506w	578w	651w	723w	795w	868w	1012w	1157w	1302w	1446w	1591w	1735w
VLV42/42		€ 791,70	831,90	873,30	911,60	952,80	991,10	1031,50	1072,60	1152,40	1232,00	1311,70	1390,30	1472,10	1551,80
VLV42/42		534w	641w	748w	854w	961w	1068w	1175w	1282w	1495w	1709w	1922w	2136w	2350w	2563w
VL42/28-2		€ 795,50	837,50	881,00	921,00	961,20	1004,40	1046,40	1088,00	1171,30	1253,80	1336,90	1420,60	1503,70	1587,00
VL42/28-2		570w	683w	797w	911w	1025w	1139w	1253w	1367w	1595w	1822w	2050w	2278w	2506w	2734w
VL42/42-2		€ 898,70	947,10	995,00	1042,80	1091,70	1139,30	1190,00	1237,50	1333,00	1431,80	1528,10	1623,60	1722,10	1817,40
VL42/42-2		693w	832w	970w	1109w	1247w	1386w	1525w	1663w	1940w	2218w	2495w	2772w	3049w	3326w
V49		€ 906,00	958,30	1009,90	1061,50	1113,10	1165,50	1217,00	1268,70	1372,40	1475,60	1579,50	1682,90	1786,70	1889,80
V49		768w	921w	1075w	1228w	1382w	1535w	1689w	1842w	2149w	2456w	2763w	3070w	3377w	3684w
VL49/28		€ 309,00	328,00	345,60	362,80	380,60	398,30	416,00	433,80	469,30	506,00	541,50	578,10	614,00	649,30
VL49/28		246w	295w	344w	394w	443w	492w	541w	590w	689w	787w	886w	984w	1083w	1181w
VL49/49		€ 414,20	439,40	466,60	492,90	519,00	546,40	572,70	597,60	652,30	705,30	758,00	810,40	864,10	916,40
VL49/49		412w	494w	576w	658w	741w	823w	905w	988w	1152w	1317w	1481w	1646w	1811w	1975w
V49-2		€ 418,10	446,90	473,00	504,10	531,10	558,50	586,50	614,00	671,70	727,10	784,10	840,40	896,80	952,80
V49-2		466w	559w	652w	745w	838w	931w	1024w	1117w	1303w	1490w	1676w	1862w	2048w	2234w
VLV49/28		€ 732,70	768,20	805,70	842,40	878,60	913,60	949,10	984,60	1058,70	1128,80	1200,20	1274,30	1344,70	1417,60
VLV49/28		415w	498w	581w	664w	747w	830w	913w	996w	1162w	1328w	1494w	1660w	1826w	1992w
VLV49/49		€ 837,50	882,30	926,60	970,70	1015,70	1059,70	1103,00	1146,70	1236,00	1323,80	1412,80	1502,00	1589,10	1677,20
VLV49/49		585w	702w	819w	936w	1053w	1170w	1287w	1404w	1638w	1872w	2106w	2340w	2574w	2808w
VL49/28-2		€ 841,50	888,30	934,10	978,20	1025,10	1070,90	1116,50	1163,80	1253,80	1346,40	1437,40	1529,10	1621,90	1712,70
VL49/28-2		636w	763w	890w	1017w	1144w	1271w	1398w	1525w	1779w	2034w	2288w	2542w	2796w	3050w
VL49/49-2		€ 943,40	995,00	1048,30	1103,00	1154,40	1205,90	1259,10	1313,40	1416,60	1524,20	1627,60	1735,10	1838,50	1945,80
VL49/49-2		746w	895w	1044w	1194w	1343w	1492w	1641w	1790w	2089w	2387w	2686w	2984w	3283w	3581w
		€ 951,00	1006,30	1063,40	1118,90	1174,00	1232,00	1287,40	1342,70	1455,90	1566,50	1679,00	1790,20	1902,80	2016,20
		849w	1019w	1189w	1358w	1528w	1698w	1868w	2038w	2377w	2717w	3056w	3396w	3736w	4075w

Δt different from 50 K: consult Technical data Brem

RECOMMENDED VALVES

CHROME PLATED VALVES KIT WITH:

- n°2 Valves with O-ring Tangs
- n°2 Fittings (multilayer ø16, copper ø12,14)
- n°2 Round washers

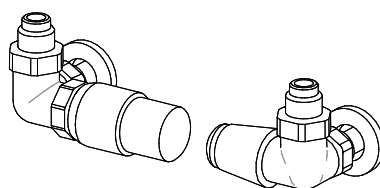
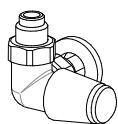
On request: Polished stainless tube cover (to be cut to right size) Art. CA18 10,80€

COLORED QUADRA VALVES

page 279

REMOTE FITTINGS Art. REM 36,60€

Remote fittings at the rear: ▲▽ L - 5cm



2,5±



REMOTE VALVES ASSEMBLY KIT p. 281 with:
- n°2 Fittings (multilayer ø16, copper ø12,14)

REMOTE TON VALVES ASSEMBLY KIT
Art. KVG 153,60€

SIDE CONTROL TON VALVES KIT
page 277 Art. KVL 130,90€

SIDE CONTROL TON VALVES KIT with
THERMOSTATIC head Art. KTL 177,10€

REMOTE TON VALVES ASSEMBLY KIT with
THERMOSTATIC head Art. KVG T 199,80€

MOD	L cm ▲▼cm46,8	EN 442 Watt Δt 50K (Δt 40K = Wx0,755) - (Δt 30K = Wx0,526)													
		50	60	70	80	90	100	110	120	140	160	180	200	220	240
V56	€ 339,40 276w	358,80 331w	378,70 386w	398,30 441w	418,10 496w	437,60 551w	455,30 606w	474,80 661w	515,40 771w	554,60 882w	594,00 992w	633,10 1102w	673,60 1212w	713,00 1322w	
VL56/28	€ 445,10 444w	471,20 533w	499,70 622w	526,60 710w	554,60 799w	585,40 888w	611,90 977w	641,00 1066w	695,30 1243w	752,40 1421w	808,60 1598w	866,00 1776w	922,10 1954w	977,40 2131w	
VL56/56	€ 459,30 511w	492,90 613w	525,70 715w	558,50 818w	590,50 920w	624,80 1022w	655,90 1124w	687,80 1226w	752,40 1431w	818,90 1635w	883,70 1840w	949,10 2044w	1014,70 2249w	1080,50 2453w	
V56-2	€ 792,50 469w	831,90 563w	871,10 657w	911,00 750w	951,00 844w	990,40 938w	1027,80 1032w	1067,10 1126w	1146,70 1313w	1226,50 1501w	1305,20 1688w	1385,00 1876w	1461,60 2064w	1541,10 2251w	
VLV56/28	€ 896,80 637w	945,40 764w	993,10 891w	1040,80 1018w	1089,40 1146w	1137,60 1273w	1183,40 1400w	1232,00 1528w	1327,50 1782w	1424,10 2037w	1520,60 2291w	1616,30 2546w	1711,00 2800w	1807,30 3055w	
VLV56/56	€ 911,60 697w	964,90 836w	1017,20 975w	1069,00 1115w	1120,80 1254w	1174,00 1394w	1226,50 1533w	1277,90 1672w	1383,50 1951w	1487,00 2230w	1592,10 2509w	1695,70 2788w	1802,00 3067w	1904,70 3345w	
VL56/28-2	€ 1002,50 800w	1058,00 959w	1115,20 1119w	1172,90 1279w	1228,50 1439w	1283,70 1599w	1340,80 1759w	1398,00 1919w	1509,30 2239w	1623,60 2558w	1735,10 2878w	1849,30 3198w	1959,90 3518w	2075,60 3838w	
VL56/56-2	€ 1031,50 924w	1098,90 1109w	1163,80 1294w	1228,50 1478w	1292,80 1663w	1357,80 1848w	1424,10 2033w	1488,60 2218w	1618,10 2587w	1749,10 2957w	1879,60 3326w	2008,60 3696w	2140,00 4066w	2262,30 4435w	
V63	€ 365,60 305w	387,10 366w	407,60 427w	430,30 488w	451,50 549w	474,80 610w	497,30 671w	519,00 732w	563,10 854w	606,30 976w	652,30 1098w	695,30 1220w	740,20 1342w	784,10 1464w	
VL63/35	€ 469,30 501w	499,70 601w	531,10 701w	561,50 801w	591,90 901w	622,90 1001w	652,30 1101w	684,20 1201w	744,90 1401w	805,70 1602w	867,70 1802w	928,60 2002w	988,10 2202w	1049,30 2402w	
VL63/63	€ 486,20 557w	522,00 668w	556,50 779w	590,50 890w	626,20 1002w	662,40 1113w	695,30 1224w	730,60 1336w	801,10 1558w	869,60 1781w	941,80 2003w	1009,90 2226w	1080,50 2449w	1151,20 2671w	
V63-2	€ 844,10 522w	889,10 626w	933,20 731w	977,40 835w	1022,40 940w	1065,30 1044w	1109,50 1148w	1155,10 1253w	1241,20 1462w	1332,40 1670w	1420,60 1879w	1510,30 2088w	1596,30 2297w	1686,40 2506w	
VLV63/35	€ 951,00 710w	1004,40 851w	1056,20 993w	1109,50 1135w	1161,90 1277w	1214,30 1419w	1266,90 1561w	1320,10 1703w	1426,20 1987w	1531,00 2270w	1636,80 2554w	1741,80 2838w	1847,40 3122w	1952,40 3406w	
VLV63/63	€ 964,90 757w	1022,40 908w	1080,50 1059w	1137,60 1210w	1194,60 1362w	1251,60 1513w	1308,00 1664w	1365,20 1816w	1479,50 2118w	1594,80 2421w	1707,30 2723w	1821,20 3026w	1936,50 3329w	2049,20 3631w	
VL63/35-2	€ 1054,10 894w	1115,20 1073w	1175,80 1252w	1237,50 1430w	1298,50 1609w	1361,20 1788w	1422,40 1967w	1483,30 2146w	1605,70 2503w	1727,70 2861w	1849,30 3218w	1971,10 3576w	2096,10 3934w	2217,90 4291w	
VL63/63-2	€ 1088,00 995w	1156,20 1193w	1226,50 1392w	1296,60 1591w	1367,10 1790w	1435,40 1989w	1506,00 2188w	1575,70 2387w	1716,50 2785w	1855,20 3182w	1995,50 3580w	2134,50 3978w	2274,80 4376w	2415,40 4774w	
V70	€ 404,90 326w	430,30 391w	453,60 456w	479,70 521w	504,10 586w	528,40 651w	554,60 716w	578,10 781w	627,80 911w	680,40 1042w	729,00 1172w	779,50 1302w	828,40 1432w	878,60 1562w	
VL70/35	€ 508,80 532w	543,60 638w	574,40 744w	608,30 850w	642,80 957w	675,60 1063w	709,40 1169w	743,80 1276w	808,60 1488w	876,10 1701w	942,70 1913w	1009,90 2126w	1076,70 2339w	1143,20 2551w	
VL70/70	€ 525,70 598w	563,10 718w	601,60 837w	638,20 957w	675,60 1076w	713,00 1196w	750,60 1316w	787,90 1435w	864,10 1674w	939,80 1914w	1014,70 2153w	1092,40 2392w	1166,70 2631w	1241,20 2870w	
V70-2	€ 922,70 574w	972,50 689w	1024,00 804w	1074,80 918w	1123,50 1033w	1174,00 1148w	1222,00 1263w	1272,30 1378w	1373,80 1607w	1473,00 1837w	1571,20 2066w	1672,40 2296w	1771,60 2526w	1871,40 2755w	
VLV70/35	€ 1030,00 759w	1088,00 911w	1146,70 1063w	1203,90 1214w	1263,00 1366w	1322,20 1518w	1379,80 1670w	1439,20 1822w	1555,30 2125w	1672,40 2429w	1788,80 2732w	1906,80 3036w	2023,80 3340w	2140,00 3643w	
VLV70/70	€ 1044,80 812w	1107,70 974w	1170,60 1136w	1233,90 1298w	1296,60 1461w	1359,50 1623w	1420,60 1785w	1483,30 1948w	1608,80 2272w	1735,10 2597w	1860,80 2921w	1987,20 3246w	2111,80 3571w	2238,40 3895w	
VL70/35-2	€ 1135,80 942w	1202,00 1130w	1268,70 1318w	1335,30 1506w	1404,30 1695w	1468,10 1883w	1536,60 2071w	1603,20 2260w	1736,20 2636w	1872,10 3013w	2005,10 3389w	2138,20 3766w	2272,90 4143w	2406,00 4519w	
VL70/70-2	€ 1165,50 1056w	1241,20 1267w	1316,20 1478w	1392,40 1690w	1468,10 1901w	1542,40 2112w	1618,10 2323w	1694,10 2534w	1845,80 2957w	1997,60 3379w	2149,30 3802w	2300,90 4224w	2449,70 4646w	2602,00 5069w	
V77	€ 437,60 365w	466,60 437w	490,90 510w	519,00 583w	545,20 656w	572,70 729w	597,60 802w	624,80 875w	677,50 1021w	730,60 1166w	784,10 1312w	838,70 1458w	891,20 1604w	944,30 1750w	
VL77/35	€ 543,60 562w	578,10 674w	614,00 787w	649,30 899w	684,20 1012w	719,50 1124w	754,30 1236w	790,20 1349w	861,10 1574w	931,50 1798w	1001,60 2023w	1072,60 2248w	1141,30 2473w	1213,30 2698w	
VL77/70	€ 558,50 624w	597,60 749w	638,20 874w	677,50 998w	716,80 1123w	758,00 1248w	797,20 1373w	836,60 1498w	916,40 1747w	995,00 1997w	1074,80 2246w	1153,50 2496w	1231,10 2746w	1309,80 2995w	
V77-2	€ 992,00 626w	1043,50 751w	1098,40 876w	1151,20 1002w	1203,90 1127w	1258,30 1252w	1311,70 1377w	1365,20 1502w	1473,00 1753w	1576,70 2003w	1684,80 2254w	1791,30 2504w	1897,30 2755w	2005,10 3005w	
VLV77/35	€ 1098,40 807w	1160,00 968w	1220,50 1130w	1283,70 1291w	1344,70 1453w	1407,30 1614w	1468,10 1775w	1530,00 1937w	1653,90 2260w	1777,20 2582w	1901,10 2905w	2024,60 3228w	2147,40 3551w	2270,90 3874w	
VLV77/70	€ 1113,10 865w	1179,50 1038w	1245,00 1211w	1311,70 1384w	1378,40 1557w	1444,60 1730w	1509,30 1903w	1575,70 2076w	1708,90 2422w	1839,90 2768w	1973,20 3114w	2104,30 3460w	2237,30 3806w	2369,40 4152w	
VL77/35-2	€ 1202,00 989w	1272,30 1187w	1342,70 1385w	1412,80 1582w	1483,30 1780w	1553,30 1978w	1625,50 2176w	1694,10 2374w	1834,30 2769w	1975,00 3165w	2115,70 3560w	2256,20 3956w	2398,60 4352w	2537,00 4747w	
VL77/70-2	€ 1233,90 1104w	1313,40 1325w	1390,30 1546w	1470,00 1766w	1549,40 1987w	1627,60 2208w	1707,20 2429w	1786,70 2650w	1944,30 3091w	2102,20 3533w	2259,90 3974w	2419,20 4416w	2576,70 4858w	2733,90 5299w	

HOW TO ORDER

State: model (L indicates fins) with height, height of fins and length in cm; fitting and color if different from standard
eg.: VL 42/28-180, AC ø 1/2", BR 0002



MOD.	L cm	EN 442 Watt Δt 50K (Δt 40K = Wx0,755) - (Δt 30K = Wx0,526)													
		50 ▲▽cm46,8	60 56,8	70 66,8	80 76,8	90 86,8	100 96,8	110 106,8	120 116,8	140 136,8	160 156,8	180 176,8	200 196,8	220 216,8	240 236,8
V84	€	471,20 394w	502,00 472w	531,10 551w	558,50 630w	588,30 708w	618,20 787w	647,40 866w	677,50 944w	734,60 1102w	794,50 1259w	852,00 1417w	911,00 1574w	970,70 1732w	1027,80 1889w
VL84/35	€	576,20 590w	614,00 708w	652,30 826w	689,60 944w	727,10 1062w	764,30 1180w	803,00 1298w	840,40 1416w	916,40 1652w	990,40 1888w	1065,30 2124w	1143,20 2360w	1218,90 2596w	1293,90 2832w
VL84/70	€	591,90 652w	633,10 782w	677,50 912w	719,50 1042w	761,60 1173w	803,80 1303w	846,30 1433w	887,40 1564w	972,50 1824w	1056,70 2085w	1141,30 2345w	1226,50 2606w	1309,80 2867w	1395,20 3127w
V84-2	€	1058,70 678w	1117,60 813w	1175,80 949w	1234,90 1084w	1292,10 1220w	1352,20 1355w	1411,10 1491w	1468,10 1626w	1585,20 1897w	1704,10 2168w	1821,20 2439w	1936,50 2710w	2053,60 2981w	2170,80 3252w
VLV84/35	€	1165,50 853w	1232,00 1024w	1300,30 1194w	1367,10 1365w	1433,40 1535w	1502,00 1706w	1568,70 1877w	1634,90 2047w	1770,00 2388w	1902,80 2730w	2038,00 3071w	2172,70 3412w	2305,90 3753w	2441,90 4094w
VLV84/70	€	1179,50 920w	1251,60 1103w	1323,80 1287w	1394,20 1471w	1466,40 1655w	1538,30 1839w	1608,80 2023w	1680,80 2207w	1823,20 2575w	1965,50 2942w	2110,30 3310w	2252,30 3678w	2395,00 4046w	2539,20 4414w
VL84/35-2	€	1270,40 1034w	1346,40 1240w	1422,40 1447w	1498,10 1654w	1574,20 1860w	1650,00 2067w	1724,00 2274w	1799,70 2480w	1951,60 2894w	2102,20 3307w	2254,20 3721w	2404,30 4134w	2556,10 4547w	2707,80 4961w
VL84/70-2	€	1302,40 1154w	1385,60 1384w	1470,00 1615w	1553,30 1846w	1639,70 2076w	1724,00 2307w	1807,30 2538w	1891,60 2768w	2060,10 3230w	2228,90 3691w	2396,70 4153w	2567,30 4614w	2735,90 5075w	2903,30 5537w
V91	€	499,70 424w	531,10 509w	563,10 594w	594,00 678w	626,20 763w	657,80 848w	689,60 933w	722,60 1018w	784,10 1187w	849,60 1357w	913,60 1526w	977,40 1696w	1040,80 1866w	1103,00 2035w
V91-2	€	1112,20 729w	1175,80 875w	1238,50 1021w	1303,20 1166w	1368,00 1312w	1430,60 1458w	1494,60 1604w	1557,20 1750w	1686,40 2041w	1813,70 2333w	1942,20 2624w	2068,50 2916w	2195,20 3208w	2324,40 3499w
V98	€	525,70 453w	561,50 544w	594,00 634w	627,80 725w	664,40 815w	697,00 906w	730,60 997w	766,40 1087w	833,80 1268w	903,10 1450w	972,50 1631w	1042,00 1812w	1109,50 1993w	1179,50 2174w
V98-2	€	1166,70 780w	1236,70 936w	1305,20 1092w	1375,50 1248w	1441,60 1404w	1512,30 1560w	1580,50 1716w	1651,00 1872w	1787,40 2184w	1926,20 2496w	2063,00 2808w	2201,90 3120w	2338,80 3432w	2477,30 3744w
V105	€	561,50 484w	595,70 580w	631,70 677w	667,20 774w	704,70 870w	742,30 967w	777,50 1064w	812,30 1160w	883,70 1354w	955,60 1547w	1027,80 1741w	1099,60 1934w	1171,30 2128w	1244,30 2321w
V105-2	€	1236,70 829w	1307,00 995w	1378,40 1161w	1453,20 1326w	1523,50 1492w	1595,70 1658w	1666,40 1824w	1738,80 1990w	1882,40 2321w	2027,50 2653w	2169,90 2984w	2314,40 3316w	2456,70 3648w	2602,00 3979w
V112	€	591,90 514w	629,70 617w	670,10 720w	707,50 822w	746,80 925w	786,20 1028w	823,50 1131w	864,10 1234w	941,80 1439w	1019,40 1645w	1096,00 1850w	1175,80 2056w	1252,80 2262w	1330,40 2467w
V112-2	€	1299,40 879w	1377,40 1055w	1455,10 1231w	1534,00 1406w	1611,50 1582w	1688,30 1758w	1766,20 1934w	1842,80 2110w	1999,50 2461w	2153,00 2813w	2309,80 3164w	2464,80 3516w	2619,70 3868w	2776,10 4219w
V119	€	626,20 545w	667,20 654w	709,40 763w	748,70 872w	790,20 981w	831,90 1090w	871,10 1199w	913,60 1308w	995,00 1526w	1076,70 1744w	1160,00 1962w	1239,80 2180w	1320,80 2398w	1404,30 2616w
V119-2	€	1370,00 928w	1450,50 1114w	1534,00 1299w	1615,00 1485w	1695,70 1670w	1778,20 1856w	1860,80 2042w	1942,20 2227w	2106,40 2598w	2269,30 2970w	2433,20 3341w	2597,30 3712w	2760,20 4083w	2924,10 4454w
V126	€	655,90 575w	700,00 690w	743,80 805w	786,20 920w	830,00 1035w	873,30 1150w	918,10 1265w	961,20 1380w	1047,50 1610w	1135,80 1840w	1222,00 2070w	1309,80 2300w	1396,80 2530w	1483,30 2760w
V126-2	€	1428,80 977w	1516,10 1172w	1602,30 1368w	1690,30 1563w	1776,50 1759w	1864,70 1954w	1951,60 2149w	2038,70 2345w	2212,00 2736w	2387,30 3126w	2561,30 3517w	2735,90 3908w	2910,00 4299w	3084,30 4690w
V133	€	689,60 606w	734,60 727w	783,30 848w	828,40 970w	876,10 1091w	922,10 1212w	967,10 1333w	1014,70 1454w	1107,70 1697w	1199,30 1939w	1292,10 2182w	1385,00 2424w	1477,40 2666w	1571,20 2909w
V133-2	€	1496,30 1026w	1587,00 1231w	1679,70 1436w	1773,70 1641w	1866,50 1846w	1959,90 2051w	2050,80 2256w	2143,80 2461w	2329,00 2871w	2514,70 3282w	2700,00 3692w	2886,50 4102w	3071,50 4512w	3257,70 4922w
V140	€	716,80 638w	766,40 765w	814,20 893w	864,10 1020w	911,00 1148w	961,20 1275w	1009,90 1403w	1058,70 1530w	1155,10 1785w	1252,80 2040w	1350,20 2295w	1448,30 2550w	1546,00 2805w	1643,40 3060w
V140-2	€	1551,80 1073w	1649,10 1288w	1745,60 1502w	1842,80 1717w	1940,50 1931w	2038,70 2146w	2136,20 2361w	2231,70 2575w	2427,60 3004w	2621,80 3434w	2817,10 3863w	3011,10 4292w	3205,10 4721w	3402,20 5150w

Δt different from 50 K: consult Technical data Brem

FIXINGS
Brackets included



□ from L 220 cm



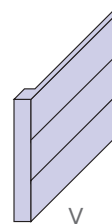
V horizontal panel

VL panel with fins

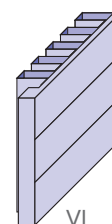
V-2 double panel

VLV double panel with fins

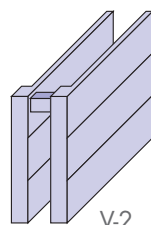
VL-2 double panel with double fins



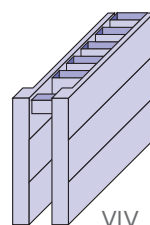
V



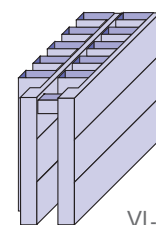
VL



V-2



VLV

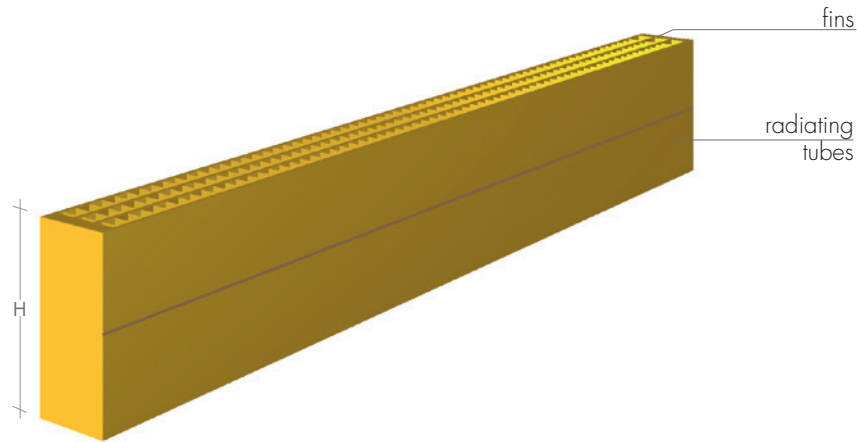


VL-2

Low, very low, attractive, with a flat front with a minimal presence, practical for the

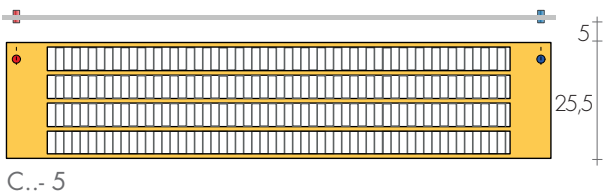
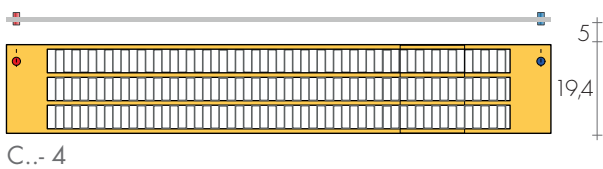
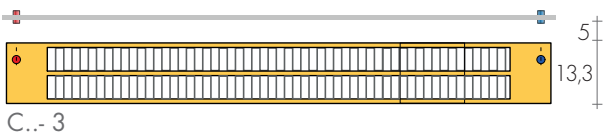
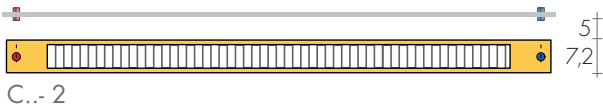
most various usages. The high convective heating power of this

model is obtained through the application of fins that increase heat output considerably.

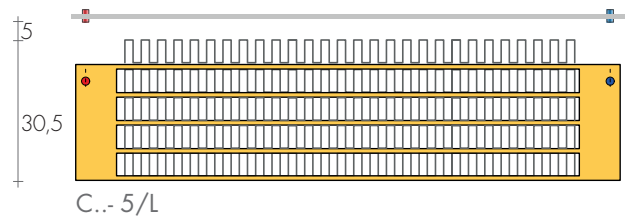
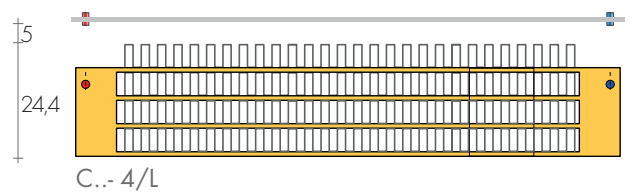
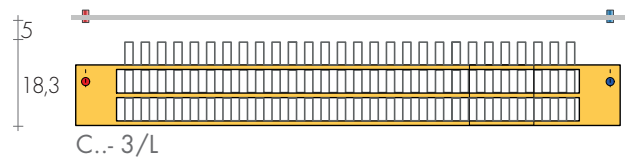
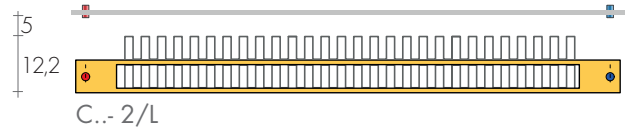


MODEL C... ..
H = 7 - 14 - 21 - 28 cm
L = 50 to 600 cm

MODEL C...
front and rear in radiating tubes



MODEL C... /L
with fins at rear



HOW TO ORDER

State: model (L indicates fins at the rear), height in cm, n. of radiating tubes and length in cm; fittings and color if different from standard. eg.: C14-3L 360 AC ø 1/2" RAL 7015



STANDARD PRODUCTION

White glossy paintwork RAL 9016
Brackets and feet not included page 287
Maximum operating pressure 6 bar

PRODUCTION ON REQUEST

Paintwork to Brem color list up to 3 m or 100kg (ask for feasibility in case of higher values) +15%/25%
Special versions page 284

STANDARD FITTINGS

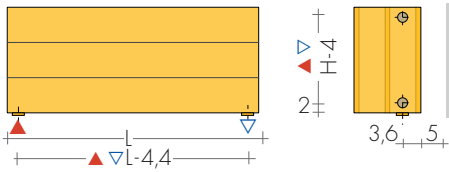
EG ø 1/2"
AC or BD fittings on request
Special fittings, page 286



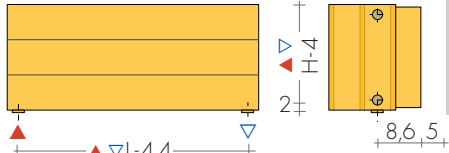
TAPPING CENTRES

EG vertical fittings as standard
Side fittings on request without extra

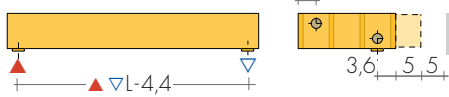
Models with tubes at the rear



Models with fins at the rear



Mod. C7 (h 7 cm)



Offset fittings on the same side only for:
C7-3, C7-3/L, C7-4, C7-4/L, C7-5, C7-5/L

Coupling protrusions: 3 mm for $\varnothing 1/2''$
17mm for $\varnothing 3/4''$



PANELS

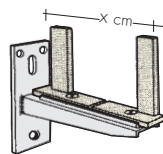
C-PROLUX FIXINGS

In C-Prolux radiators, the brackets and feet in soundproofed plastic are not included in the packaging.
The number of brackets and feet varies according to the diagrams provided.

FIXINGS ON WALL

Brackets for convectors are provided on request:

galvanised Art.142 41,70€
white Art.142W 55,90€

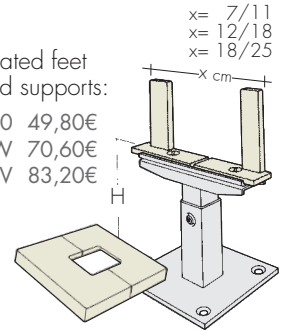


FEET

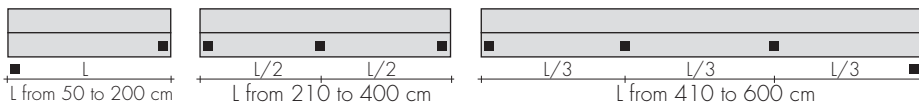
Adjustable zinc-plated feet and sound-proofed supports:

galvanised Art.150 49,80€
white Art.150W 70,60€
colored Art.150V 83,20€

H = 6,5/9 cm
H = 12/18 cm
H = 18/27 cm
H = 27/37 cm



Diagrams for the positions of the feet or brackets for the C-Prolux assembly



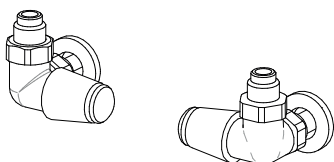
Plastic foot covers (80x80x4mm) are available in white colour only. Art. 156 12,40€

RECOMMENDED VALVES

CHROME PLATED VALVES KIT WITH:

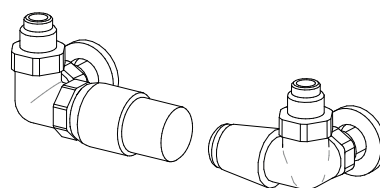
- n°2 Valves with O-ring Tangs
- n°2 Fittings (multilayer $\varnothing 16$, copper $\varnothing 12,14$)
- n°2 Round washers

On request: Polished stainless tube cover (to be cut to right size) Art. CA18 10,80€



COLORED QUADRA VALVES

page 279



SIDE CONTROL TON VALVES KIT

page 277

Art. KVL 130,90€

SIDE CONTROL TON VALVES KIT with

THERMOSTATIC head

Art. KTL 177,10€

REMOTE FITTINGS not available

MOD	L cm	50	60	70	80	90	100	110	120	130	140	150	160	170	180	190	200
C7-2	€ 297,20	308,80	320,20	331,70	343,20	354,70	366,00	377,60	388,90	400,30	411,70	423,20	434,80	446,20	457,60	468,90	
		174w	209w	244w	279w	314w	349w	384w	419w	454w	489w	524w	558w	593w	628w	663w	698w
C7-2/L	€ 358,50	374,50	390,30	406,10	421,70	437,60	453,50	469,30	485,20	501,00	516,80	532,60	548,50	564,40	580,20	596,10	
		202w	243w	284w	324w	365w	405w	446w	486w	527w	567w	608w	648w	689w	729w	770w	810w
C7-3	€ 405,00	423,40	441,80	460,40	478,90	497,40	516,00	534,60	553,10	571,40	590,00	608,50	627,00	645,50	664,00	682,50	
		296w	356w	415w	474w	534w	593w	652w	712w	771w	830w	890w	949w	1008w	1067w	1127w	1186w
C7-3/L	€ 464,60	485,70	507,00	528,20	549,40	570,80	591,80	612,90	634,30	655,40	676,60	697,80	719,00	740,20	761,30	782,80	
		321w	385w	449w	514w	578w	642w	706w	770w	835w	899w	963w	1027w	1091w	1156w	1220w	1284w
C7-4	€ 513,60	541,50	569,20	597,10	624,70	652,50	680,30	708,10	735,80	763,60	791,40	819,20	846,90	874,70	902,50	930,20	
		406w	488w	569w	650w	732w	813w	894w	976w	1057w	1138w	1220w	1301w	1382w	1463w	1545w	1626w
C7-4/L	€ 562,60	592,90	623,30	653,40	683,90	714,10	744,40	774,80	804,90	835,40	865,50	896,00	926,20	956,50	986,80	1017,0	
		468w	562w	656w	750w	843w	937w	1031w	1124w	1218w	1312w	1406w	1499w	1593w	1687w	1780w	1874w
C7-5	€ 622,30	657,10	692,30	727,30	762,40	797,10	832,30	867,30	902,40	937,20	972,40	1007,4	1042,5	1077,3	1112,5	1147,4	
		512w	615w	718w	820w	922w	1025w	1128w	1230w	1332w	1435w	1538w	1640w	1743w	1845w	1948w	2050w
C7-5/L	€ 752,30	796,10	840,00	883,90	927,80	971,60	1015,5	1059,2	1103,2	1147,0	1190,9	1234,7	1278,5	1322,4	1366,2	1410,1	
		582w	698w	814w	930w	1047w	1163w	1279w	1396w	1512w	1628w	1745w	1861w	1977w	2093w	2210w	2326w
C14-2	€ 406,80	426,90	447,10	467,50	487,50	507,70	528,00	548,10	568,40	588,40	608,70	629,00	649,00	669,30	689,60	709,70	
		272w	326w	380w	434w	489w	543w	597w	652w	706w	760w	814w	869w	923w	977w	1032w	1086w
C14-2/L	€ 500,50	533,50	566,60	599,50	632,50	665,50	698,40	731,50	764,30	797,40	830,50	863,30	896,40	929,30	962,50	995,30	
		364w	436w	509w	582w	654w	727w	800w	872w	945w	1018w	1091w	1163w	1236w	1309w	1381w	1454w
C14-3	€ 557,00	596,20	635,20	674,40	713,20	752,20	791,30	830,40	869,30	908,40	947,40	986,60	1025,5	1064,6	1103,5	1142,6	
		439w	527w	615w	702w	790w	878w	966w	1054w	1141w	1229w	1317w	1405w	1493w	1580w	1668w	1756w
C14-3/L	€ 619,80	662,10	704,60	747,20	789,30	831,80	874,20	916,70	959,10	1001,5	1043,8	1086,3	1128,7	1171,1	1213,5	1256,0	
		538w	646w	754w	862w	969w	1077w	1185w	1292w	1400w	1508w	1616w	1723w	1831w	1939w	2046w	2154w
C14-4	€ 716,50	771,20	825,70	880,10	934,80	989,30	1043,7	1098,4	1152,9	1207,4	1262,0	1316,6	1371,0	1425,6	1480,2	1534,7	
		592w	711w	830w	948w	1067w	1185w	1304w	1422w	1541w	1659w	1778w	1896w	2015w	2133w	2252w	2370w
C14-4/L	€ 764,30	820,60	876,70	933,00	989,30	1045,4	1101,5	1158,1	1214,2	1270,3	1326,6	1382,9	1439,0	1495,1	1551,4	1607,6	
		701w	841w	981w	1122w	1262w	1402w	1542w	1682w	1823w	1963w	2103w	2243w	2383w	2524w	2664w	2804w
C14-5	€ 896,30	969,70	1043,1	1116,3	1189,9	1263,2	1336,6	1410,0	1483,3	1556,7	1630,0	1703,4	1776,8	1850,1	1923,5	1997,0	
		743w	892w	1040w	1189w	1337w	1486w	1635w	1783w	1932w	2080w	2229w	2378w	2526w	2675w	2823w	2972w
C14-5/L	€ 1115,0	1210,9	1306,7	1402,6	1498,3	1594,1	1690,0	1785,7	1881,4	1977,2	2073,1	2168,9	2264,8	2360,5	2456,4	2552,1	
		847w	1016w	1185w	1354w	1524w	1693w	1862w	2032w	2201w	2370w	2540w	2709w	2878w	3047w	3217w	3386w
C21-2	€ 502,90	529,1	555,3	581,6	607,8	634,3	660,4	686,8	712,8	739,1	765,4	791,6	818,0	844,1	870,6	896,7	
		346w	415w	484w	553w	622w	691w	760w	829w	898w	967w	1036w	1106w	1175w	1244w	1313w	1382w
C21-2/L	€ 578,40	615,40	652,80	690,30	727,70	765,00	802,10	839,60	877,00	914,50	951,80	989,20	1026,4	1063,7	1101,1	1138,5	
		488w	586w	684w	782w	879w	977w	1075w	1172w	1270w	1368w	1466w	1563w	1661w	1759w	1856w	1954w
C21-3	€ 634,90	679,70	724,50	769,20	814,10	858,90	903,60	948,20	993,00	1037,8	1082,7	1127,3	1172,2	1216,9	1261,6	1306,6	
		564w	676w	789w	902w	1014w	1127w	1240w	1352w	1465w	1578w	1690w	1803w	1916w	2029w	2141w	2254w
C21-3/L	€ 708,10	758,20	808,40	858,60	908,80	958,80	1008,8	1059,1	1109,2	1159,4	1209,5	1259,8	1310,1	1360,1	1410,3	1460,5	
		708w	849w	991w	1132w	1274w	1415w	1557w	1698w	1840w	1981w	2122w	2264w	2406w	2547w	2688w	2830w
C21-4	€ 838,70	903,70	968,90	1034,0	1099,2	1164,2	1229,4	1294,6	1359,7	1424,9	1489,9	1555,1	1620,1	1685,4	1750,6	1815,7	
		820w	984w	1148w	1312w	1476w	1640w	1804w	1968w	2132w	2296w	2460w	2624w	2788w	2952w	3116w	3280w
C21-4/L	€ 905,90	975,90	1045,9	1115,9	1185,9	1255,7	1325,9	1395,9	1465,9	1535,9	1605,7	1676,0	1746,0	1815,9	1886,0	1955,7	
		904w	1085w	1266w	1446w	1627w	1808w	1989w	2170w	2350w	2531w	2712w	2893w	3074w	3254w	3435w	3616w
C21-5	€ 1045,6	1132,5	1219,5	1306,3	1393,1	1479,9	1566,8	1653,6	1740,5	1827,4	1914,3	2000,9	2087,9	2174,7	2261,7	2348,4	
		1046w	1255w	1464w	1674w	1883w	2092w	2301w	2510w	2720w	2929w	3138w	3347w	3556w	3766w	3975w	4184w
C21-5/L	€ 1389,9	1497,2	1604,6	1712,0	1819,3	1926,7	2034,1	2141,2	2248,7	2356,0	2463,4	2570,7	2678,1	2785,7	2892,7	3000,1	
		1102w	1322w	1542w	1762w	1983w	2203w	2423w	2644w	2864w	3084w	3305w	3525w	3745w	3965w	4186w	4406w
C28-2	€ 605,70	639,50	673,00	706,90	740,40	774,30	807,70	841,50	875,20	908,90	942,50	976,10	1010,0	1043,4	1077,2	1110,8	
		404w	485w	566w	647w	728w	809w	890w	971w	1052w	1133w	1214w	1294w	1375w	1456w	1537w	1618w
C28-2/L	€ 687,70	735,80	783,90	832,20	880,20	928,50	976,40	1024,6	1072,7	1120,9	1168,9	1217,1	1265,2	1313,4	1361,5	1409,7	
		577w	692w	808w	923w	1039w	1154w	1269w	1385w	1500w	1616w	1731w	1846w	1962w	2077w	2193w	2308w
C28-3	€ 750,0	807,7	865,6	923,6	981,5	1039,5	1097,4	1155,3	1213,2	1270,9	1328,8	1386,7	1444,6	1502,6	1560,5	1618,4	
		682w	818w	954w	1090w	1227w	1363w	1499w	1636w	1772w	1908w	2044w	2181w	2317w	2453w	2590w	2726w
C28-3/L	€ 829,50	894,20	958,70	1023,3	1088,0	1152,7	1217,2	1282,0	1346,5	1411,1	1475,8	1540,2	1605,0	1669,7	1734,3	1798,9	
		840w	1008w	1176w	1344w	1512w	1680w	1848w	2016w	2184w	2352w	2520w	2688w	2856w	3024w	3192w	3360w
C28-4	€ 1000,9	1084,9	1168,6	1252,4	1336,3	1420,2	1503,9	1587,7	1671,5	1755,5	1839,3	1922,9	2006,9	2090,7	2174,5	2258,4	
		942w	1130w	1319w	1507w	1696w	1884w	2072w	2261w	2449w	2638w	2826w	3014w	3203w	3391w	3580w	3768w
C28-4/L	€ 1077,4	1167,4	1257,2	1347,2	1437,0	1526,9	1616,8	1706,7	1796,6	1886,6	1976,4	2066,4	2156,1	2246,2	2336,0	2425,9	
		1097w	1316w	1536w	1755w	1975w	2194w	2413w	2633w	2852w	3072w	3291w	3510w	3730w			

EN 442 Watt Δt 50K (Δt 40K = Ww×0,755) - (Δt 30K = Ww×0,526)

220	240	260	280	300	*320	*340	*360	*380	*400	*420	*440	*460	*480	*500	*600
491,90 768w	514,90 838w	537,70 907w	560,80 977w	583,60 1047w	606,50 1117w	629,30 1187w	652,30 1256w	675,10 1326w	698,10 1396w	720,90 1466w	743,80 1536w	766,80 1605w	789,60 1675w	812,60 1745w	926,90 2094w
627,80 891w	659,30 972w	691,00 1053w	722,70 1134w	754,40 1215w	786,10 1296w	817,70 1377w	849,40 1458w	881,10 1539w	912,70 1620w	944,40 1701w	976,10 1782w	1007,8 1863w	1039,6 1944w	1071,2 2025w	1229,4 2430w
719,50 1305w	756,40 1423w	793,40 1542w	830,60 1660w	867,40 1779w	904,50 1898w	941,50 2016w	978,40 2135w	1015,5 2253w	1052,5 2372w	1089,4 2491w	1126,5 2609w	1163,6 2728w	1200,5 2846w	1237,5 2965w	1422,6 3558w
824,90 1412w	867,40 1541w	909,70 1669w	952,20 1798w	994,70 1926w	1037,0 2054w	1079,5 2183w	1121,8 2311w	1164,2 2440w	1206,6 2568w	1249,0 2696w	1291,4 2825w	1333,8 2953w	1376,3 3082w	1418,6 3210w	1630,6 3852w
985,60 1789w	1041,3 1951w	1096,8 2114w	1152,4 2276w	1207,9 2439w	1263,4 2602w	1319,0 2764w	1374,6 2927w	1430,1 3089w	1485,6 3252w	1541,0 3415w	1596,6 3577w	1652,1 3740w	1707,7 3902w	1763,3 4065w	2040,8 4878w
1077,6 2061w	1138,3 2249w	1198,8 2436w	1259,6 2624w	1320,0 2811w	1380,6 2998w	1441,2 3186w	1501,9 3373w	1562,5 3561w	1623,0 3748w	1683,5 3935w	1744,1 4123w	1804,7 4310w	1865,2 4498w	1926,0 4685w	2228,9 5622w
1217,4 2255w	1287,6 2460w	1357,6 2665w	1427,7 2870w	1497,6 3075w	1567,7 3280w	1637,8 3485w	1707,8 3690w	1778,0 3895w	1847,9 4100w	1918,0 4305w	1987,9 4510w	2058,1 4715w	2128,0 4920w	2198,1 5125w	2548,2 6150w
1497,6 2559w	1585,2 2791w	1673,1 3024w	1760,9 3256w	1848,6 3489w	1936,3 3722w	2023,8 3954w	2111,5 4187w	2199,2 4419w	2287,0 4652w	2374,8 4885w	2462,4 5117w	2550,1 5350w	2637,8 5582w	2725,5 5815w	3164,0 6978w
750,30 1195w	790,50 1303w	830,90 1412w	871,20 1520w	911,80 1629w	952,10 1738w	992,40 1846w	1032,9 1955w	1073,3 2063w	1113,6 2172w	1154,0 2281w	1194,6 2389w	1234,9 2498w	1275,2 2606w	1315,7 2715w	1517,7 3258w
1061,2 1599w	1127,3 1745w	1193,2 1890w	1259,2 2036w	1325,2 2181w	1391,3 2326w	1457,1 2472w	1523,2 2617w	1589,2 2763w	1655,1 2908w	1721,1 3053w	1787,2 3199w	1852,8 3344w	1919,0 3490w	1985,0 3635w	2314,9 4362w
1220,7 1932w	1298,9 2107w	1376,7 2283w	1454,9 2458w	1533,1 2634w	1611,0 2810w	1689,1 2985w	1767,1 3161w	1845,3 3336w	1923,3 3512w	2001,3 3688w	2079,4 3863w	2157,7 4039w	2235,6 4214w	2313,8 4390w	2704,0 5268w
1340,6 2369w	1425,5 2585w	1510,3 2800w	1595,1 3016w	1680,0 3231w	1764,7 3446w	1849,5 3662w	1934,4 3877w	2019,0 4093w	2103,8 4308w	2188,8 4523w	2273,6 4739w	2358,5 4954w	2443,3 5170w	2528,0 5385w	2952,1 6462w
1643,6 2607w	1752,9 2844w	1862,0 3081w	1971,0 3318w	2080,1 3555w	2189,3 3792w	2298,4 4029w	2407,4 4266w	2516,4 4503w	2625,7 4740w	2734,6 4977w	2843,8 5214w	2952,8 5451w	3061,9 5688w	3171,1 5925w	3716,4 7110w
1720,1 3084w	1832,4 3365w	1944,9 3645w	2057,4 3926w	2169,8 4206w	2282,3 4486w	2394,6 4767w	2507,1 5047w	2619,6 5328w	2731,9 5608w	2844,4 5888w	2956,8 6169w	3069,1 6449w	3181,8 6730w	3294,0 7010w	3856,3 8412w
2143,6 3269w	2290,5 3566w	2437,0 3864w	2584,0 4161w	2730,7 4458w	2877,5 4755w	3024,0 5052w	3170,9 5350w	3317,7 5647w	3464,4 5944w	3611,1 6241w	3758,0 6538w	3904,7 6836w	4051,3 7133w	4198,1 7430w	4931,9 8916w
2743,7 3725w	2935,4 4063w	3127,0 4402w	3318,6 4740w	3510,2 5079w	3701,8 5418w	3893,5 5756w	4085,0 6095w	4276,8 6433w	4468,2 6772w	4660,0 7111w	4851,6 7449w	5043,1 7788w	5234,9 8126w	5426,4 8465w	
949,20 1520w	1002,0 1658w	1054,5 1797w	1106,8 1935w	1159,3 2073w	1211,8 2211w	1264,4 2349w	1316,9 2488w	1369,4 2626w	1422,0 2764w	1474,5 2902w	1527,0 3040w	1579,5 3179w	1632,1 3317w	1684,7 3455w	1947,3 4146w
1213,3 2149w	1287,9 2345w	1362,7 2540w	1437,4 2736w	1512,1 2931w	1586,9 3126w	1661,4 3322w	1736,1 3517w	1811,0 3713w	1885,7 3908w	1960,3 4103w	2035,2 4299w	2110,0 4494w	2184,6 4690w	2259,3 4885w	2632,8 5862w
1396,0 2479w	1485,6 2705w	1574,9 2930w	1664,5 3156w	1754,0 3381w	1843,6 3606w	1933,1 3832w	2022,8 4057w	2112,1 4283w	2201,7 4508w	2291,2 4733w	2380,8 4959w	2470,4 5184w	2559,9 5410w	2649,6 5635w	3097,0 6762w
1560,8 3113w	1661,0 3396w	1761,4 3679w	1861,8 3962w	1962,2 4245w	2062,6 4528w	2162,8 4811w	2263,2 5094w	2363,4 5377w	2463,8 5660w	2564,1 5943w	2664,5 6226w	2764,6 6509w	2865,1 6792w	2965,4 7075w	3467,2 8490w
1946,0 3608w	2076,3 3936w	2206,5 4264w	2336,5 4592w	2467,0 4920w	2597,3 5248w	2727,6 5576w	2857,8 5904w	2988,2 6232w	3118,5 6560w	3248,7 6888w	3378,9 7216w	3509,4 7544w	3639,7 7872w	3769,9 8200w	
2095,9 3978w	2235,7 4339w	2375,9 4701w	2515,9 5062w	2655,7 5424w	2795,9 5786w	2935,7 6147w	3075,9 6509w	3215,7 6870w	3355,7 7232w	3495,7 7594w	3635,7 7955w	3775,9 8317w			
2522,1 4602w	2695,8 5021w	2869,6 5439w	3043,2 5858w	3216,9 6276w	3390,7 6694w	3564,3 7113w	3738,1 7531w	3911,7 7950w	4085,4 8368w	4259,2 8786w	4432,7 9205w				
3214,8 4847w	3429,6 5287w	3644,1 5728w	3859,0 6168w	4073,7 6609w	4288,4 7050w	4503,0 7490w									
1178,2 1780w	1245,6 1942w	1312,9 2103w	1380,3 2265w	1447,6 2427w	1514,9 2589w	1582,2 2751w	1649,8 2912w	1716,8 3074w	1784,2 3236w	1851,7 3398w	1919,0 3560w	1986,3 3721w	2053,6 3883w	2120,9 4045w	2457,8 4854w
1506,0 2539w	1602,3 2770w	1698,5 3000w	1794,6 3231w	1891,0 3462w	1987,2 3693w	2083,6 3924w	2179,7 4154w	2276,0 4385w	2372,4 4616w	2468,6 4847w	2564,9 5078w	2661,0 5308w	2757,2 5539w	2853,8 5770w	3335,0 6924w
1734,3 2999w	1849,9 3271w	1965,8 3544w	2081,6 3816w	2197,4 4089w	2313,0 4362w	2428,9 4634w	2544,8 4907w	2660,7 5179w	2776,4 5452w	2892,2 5725w	3008,0 5997w	3123,9 6270w	3239,7 6542w	3355,4 6815w	3934,4 8178w
1928,1 3696w	2057,4 4032w	2186,7 4368w	2315,7 4704w	2445,0 5040w	2574,4 5376w	2703,6 5712w	2832,8 6048w	2962,2 6384w	3091,4 6720w	3220,4 7056w	3349,8 7392w	3479,2 7728w	3608,3 8064w		
2425,9 4145w	2593,6 4522w	2761,1 4898w	2928,7 5275w	3096,5 5652w	3264,1 6029w	3431,6 6406w	3599,5 6782w	3767,0 7159w	3934,6 7536w	4102,3 7913w					
2605,8 4827w	2785,7 5266w	2965,2 5704w	3145,0 6143w	3324,8 6582w	3504,7 7021w	3684,4 7460w									
3174,5 5269w	3400,1 5748w	3625,7 6227w	3851,2 6706w	4076,6 7185w	4302,3 7664w										
3910,3 5608w															

*Lengths over 3 meters,
TRANSPORT ON DEMAND
or ex work.

Lengths every 20cm between 5 and 6 m: interpolate heat outputs and prices

Δt different from 50 K: consult Technical data Brem



design Luigi Brembilla

Essential, light, and eclectic in design, CUBICO is the Brem towel warmer

where the minimalism and elegance of the radiating plate are enhanced by the

playful and versatile insertion of a cubic or parallelepiped shaped support.

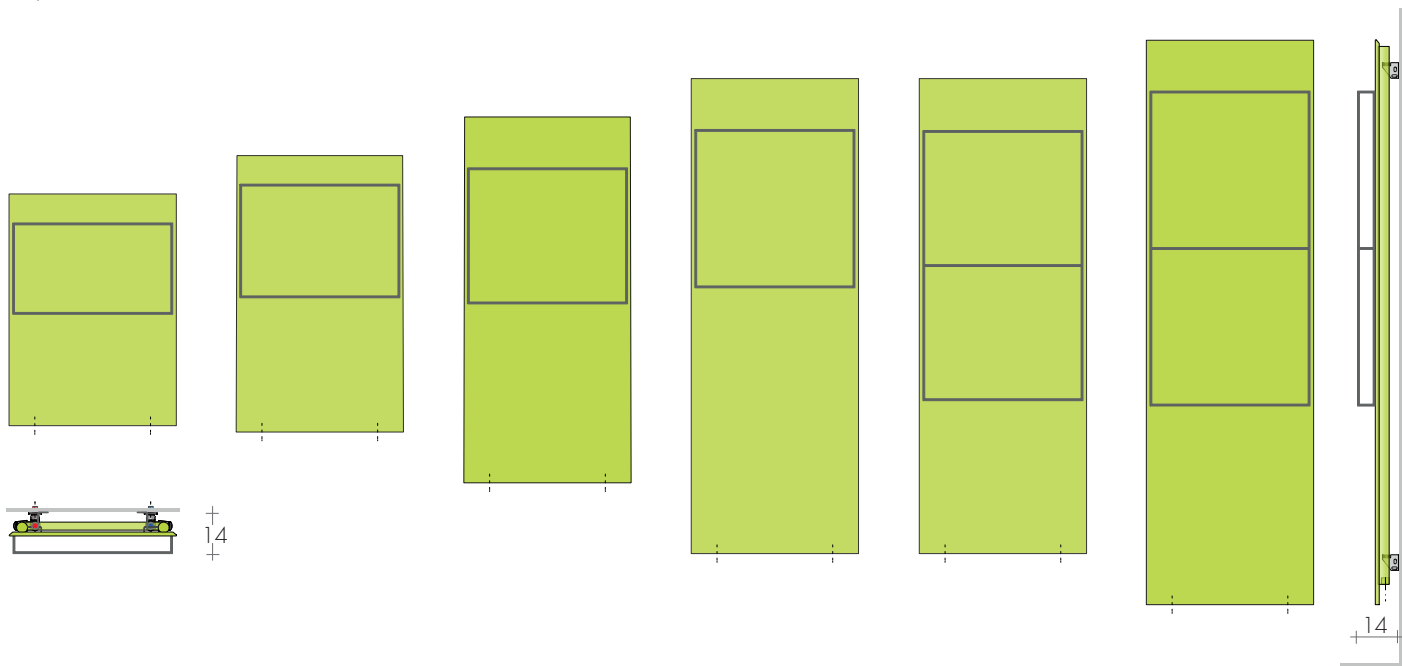
DIMENSIONS

Length: 53,5 cm

Heights: 88 / 95 / 124 / 145 / 167 cm

Depth: 10,5 cm

Depth from wall: 14 cm



CUBICO 88-53

CUBICO 95-53

CUBICO 124-53

CUBICO 145-53

CUBICO-2 145-53

CUBICO-2 167-53

MODEL	HL cm	white sablé standard €	EN 442		▲ ▽ t.c. cm	Height H cm	Width L cm	Weight M Kg	Volume V dm ³	MIXED version*(EHE cl.II):		
			Δt 50 K watt	Δt 30 K watt						cable ^o €	digital thermostat W €	
CUBICO	88-53	743,10	408	210	37	88	53,5	11,9	4,2	110,80	400	152,20
CUBICO	95-53	808,20	490	252	37	95	53,5	13	4,6	112,70	500	154,10
CUBICO	124-53	879,40	653	336	37	123,5	53,5	17,3	6,1	114,60	650	156,00
CUBICO	145-53	953,60	775	398	37	145	53,5	20,6	7,3	118,80	800	160,20
CUBICO-2	145-53	981,60	775	398	37	145	53,5	21,5	7,3	118,80	800	160,20
CUBICO	167-53	1043,70	897	461	37	166,5	53,5	24,7	8,4	121,90	900	163,30

▶ Ready in stock Δt 40K = W Δt 50Kx0,755 ^oRadio frequency chronothermostat p.227

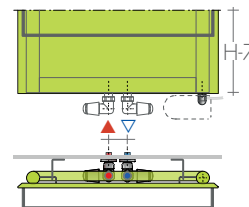
TOWEL BAR MANT: STANDARD COLORS

- white sablé SB 9016
- quartz grey SB 7039
- jet black SB 9005
- same color ordered with the radiator

In one paintwork to Brem color list different from the radiator extra 35,80€



MIXED VERSION*
with valves in sight
height = H-7cm
t.c. = ▲ ▽ 5 cm



STANDARD PRODUCTION

White "sablé" paintwork - white EOS brackets
Tolerance ± 3mm - Air vent ø 1/2"

MAXIMUM OPERATING PRESSURE 6 BAR

PRODUCTION ON REQUEST

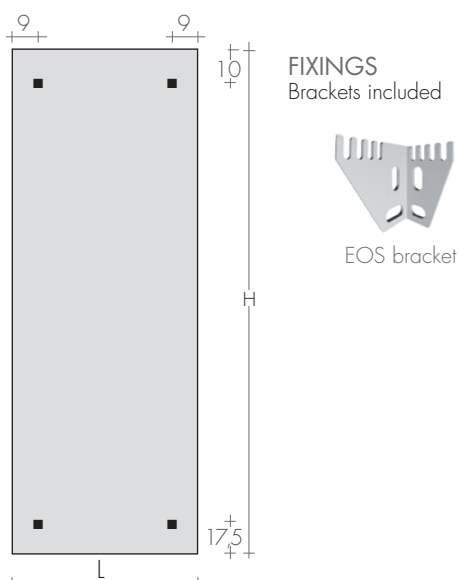
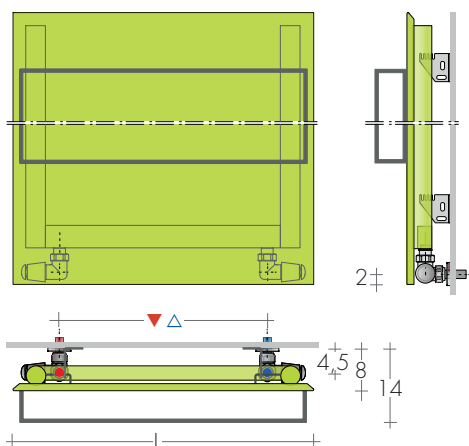
Paintwork to Brem list with colored brackets
(white back side and manifolds) +15/25%
Back and manifolds same color as radiator 132€

STANDARD FITTING

EG ø 1/2"
Electrical version, e.Cubico p. 254
BREM valves, page 273



TAPPING CENTRES



CUBICO-2 145-53

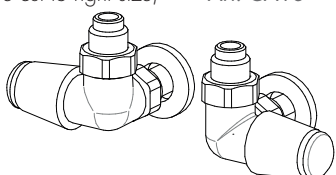
RECOMMENDED VALVES

as standard at the rear of the radiator

CHROME PLATED VALVES KIT WITH:

- n°2 Valves with O-ring Tangs
- n°2 Fittings (multilayer ø16, copper ø12,14)
- n°2 Round washers

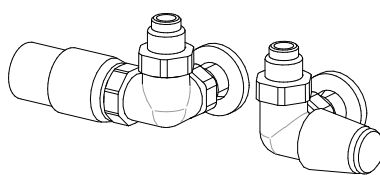
On request: Polished stainless tube cover (to be cut to right size) Art. CA18 10,80€



SIDE CONTROL TON VALVES KIT nickel-plated chrome-plated handwheel Art. KVLN 91,80€

SIDE CONTROL TON VALVES KIT chrome-plated page 277 Art. KVL 130,90€

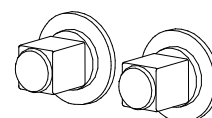
SIDE CONTROL QUADRA VALVES page 279 chrome-plated Art. KQL 166,30€ extra for BREM color list 46,40€



SIDE CONTROL TON VALVES KIT nickel-plated with THERMOSTATIC head Art. KTLND 135,00€

SIDE CONTROL TON VALVES KIT chrome-plated with THERMOSTATIC head Art. KTLD 177,10€

REMOTE FITTINGS Art. REM 36,60€ tapping centres (Panel H - 7cm): ▲▽ L-8,5cm



2,5€



REMOTE VALVES ASSEMBLY KIT p. 281 with: - n°2 Fittings (multilayer ø16, copper ø12,14)

REMOTE QUADRA VALVES ASSEMBLY KIT Art. KQG 167,70€

REMOTE TON VALVES ASSEMBLY KIT with THERMOSTATIC head Art. KVGT 199,80€

design Luigi Brembilla

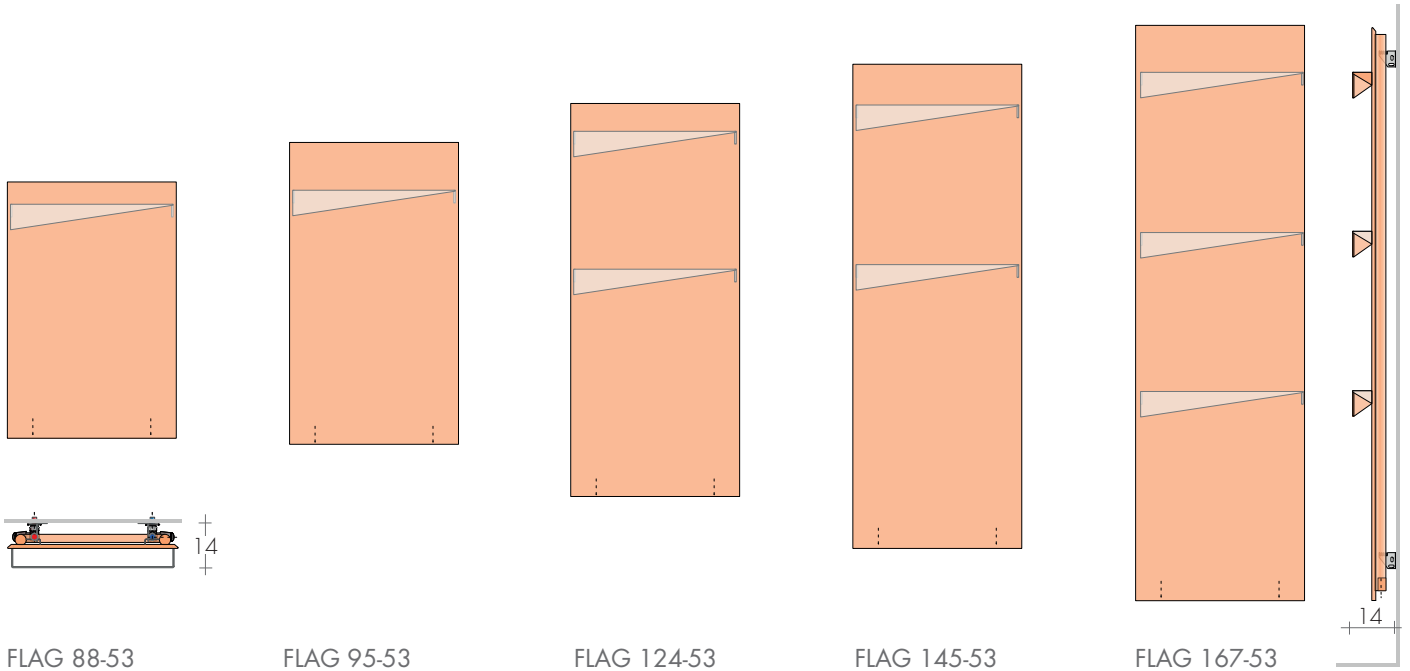
Built with a sober and smooth new radiating plate, FLAG also features a special

towel warmer with rails in the shape of the flags that distinguish its design.

The towel rail can be personalized with exclusive finishes in the Brem color range.

DIMENSIONS

Length: 53,5 cm
 Heights: 88 / 95 / 124 / 145 / 167 cm
 Depth: 10,5 cm
 Depth from wall: 14 cm



FLAG 88-53

FLAG 95-53

FLAG 124-53

FLAG 145-53

FLAG 167-53

MODEL

MODEL	HL cm	white sablé standard €	EN 442		▲ ▽ t.c. cm	Height H cm	Width L cm	Weight M Kg	Volume V dm³	MIXED version* (EHE cl.II):		
			Δt 50 K watt	Δt 30 K watt						cable ^o €	digital thermostat W	€
FLAG	88-53	709,50	408	210	37	88	53,5	11,9	4,2	110,80	400	152,20
FLAG	95-53	774,60	490	252	37	95	53,5	13	4,6	112,70	500	154,10
FLAG	124-53	896,20	653	336	37	123,5	53,5	17,3	6,1	114,60	650	156,00
FLAG	145-53	970,40	775	398	37	145	53,5	20,6	7,3	118,80	800	160,20
FLAG	167-53	1032,50	897	461	37	166,5	53,5	23,8	8,4	121,90	900	163,30

▶ Ready in stock Δt 40K = W Δt 50K x 0,755 Radio frequency chronothermostat p.227

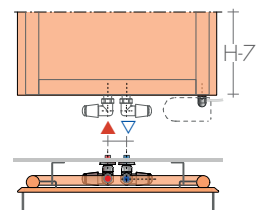
TOWEL BAR FLAG: STANDARD COLORS

- white sablé SB 9016
- quartz grey SB 7039
- jet black SB 9005
- same color ordered with the radiator

In one paintwork to Brem color list different from the radiator extra 31,40€



MIXED VERSION*
 with valves in sight
 height = H-7cm
 t.c. = ▲ ▽ 5 cm



STANDARD PRODUCTION

White "sablé" paintwork - white EOS brackets
 Tolerance ± 3mm - Air vent ø 1/2"
 MAXIMUM OPERATING PRESSURE 6 BAR

PRODUCTION ON REQUEST

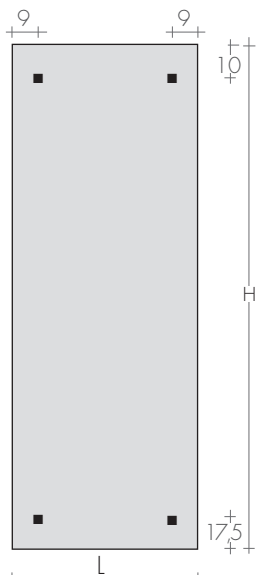
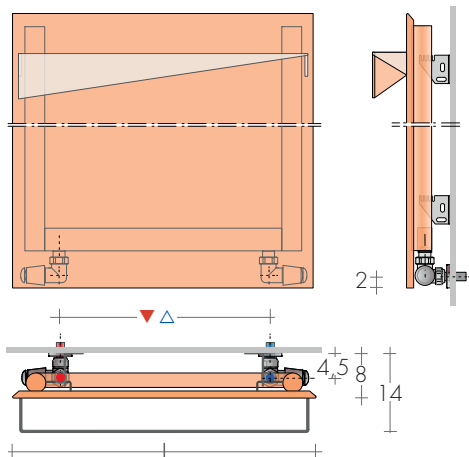
Paintwork to Brem list with colored brackets
 (white back side and manifolds) +15/25%
 Back and manifolds same color as radiator 132€

STANDARD FITTING

EG ø 1/2"
 BREM valves, page 273
 Electric version e.Flag, page 255



TAPPING CENTRES



FIXINGS
Brackets included



EOS bracket



FLAG 145-53

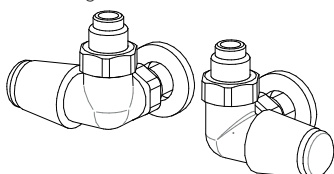
RECOMMENDED VALVES

as standard at the rear of the radiator

CHROME PLATED VALVES KIT WITH:

- n°2 Valves with O-ring Tangs
- n°2 Fittings (multilayer ø16, copper ø12,14)
- n°2 Round washers

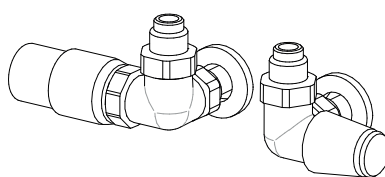
On request: Polished stainless tube cover
(to be cut to right size) Art. CA18 10,80€



SIDE CONTROL TON VALVES KIT nickel-plated
chrome-plated handwheel Art. KVLN 91,80€

SIDE CONTROL TON VALVES KIT chrome-plated
page 277 Art. KVL 130,90€

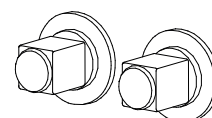
SIDE CONTROL QUADRA VALVES page 279
chrome-plated Art. KQL 166,30€
extra for BREM color list 46,40€



SIDE CONTROL TON VALVES KIT nickel-plated
with THERMOSTATIC head Art. KTLDN 135,00€

SIDE CONTROL TON VALVES KIT chrome-plated
with THERMOSTATIC head Art. KTLD 177,10€

REMOTE FITTINGS Art. REM 36,60€
tapping centres (Panel H - 7cm): ▲▼ L-8,5cm



2,5€



REMOTE VALVES ASSEMBLY KIT p. 281 with:
- n°2 Fittings (multilayer ø16, copper ø12,14)

REMOTE QUADRA VALVES ASSEMBLY KIT
Art. KQG 167,70€

REMOTE TON VALVES ASSEMBLY KIT with
THERMOSTATIC head Art. KVG 199,80€

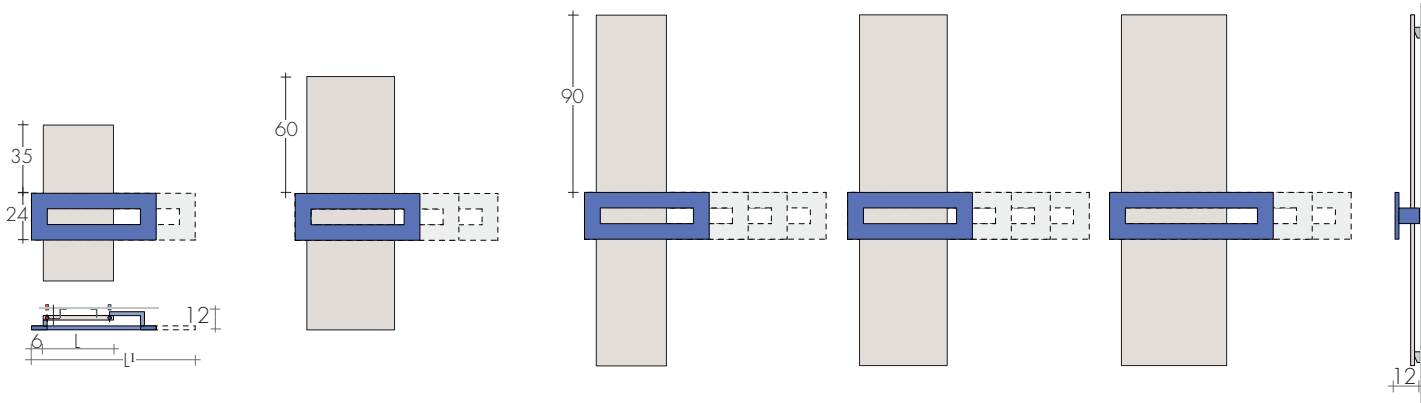
Clark is an ultra-thin steel plate, just 2.3 cm thick, that has been cross cut asymmetrically

and set in a rectangular framework of steel tubes of similar thickness. The two elements

design Luigi Brembilla
(standard colour: white) can be painted in any of the shades in the Brem colour list.

DIMENSIONS

L: Widths of the panel: 36 / 45 / 54 cm
L': Widths of the towel bar: 64/84/104/124 cm
Heights: 80 / 130 / 180 cm
Depth: 9 cm
Depth: from wall 12 cm



CLARK 80... /

CLARK 130.../

CLARK 180-36/...

CLARK 180-45/...

CLARK 180-54/...

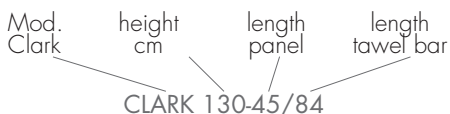
MODEL'21

	H/L/L' cm	white sablé standard €	EN 442		▲ ▽ i.c. cm	Height H cm	Width L cm	Weight M Kg	Volume V dm³	MIXED VERSION* (cl.II E.H.E.) with:		
			Δt 50 K watt	Δt 30 K watt						cable ^o €	digital thermostat W	€
CLARK	80-36/64	912,90	479	252	32	80	36/64	12,2	5,2	91,80	500	154,10
CLARK	80-36/84	938,20	523	275	32	80	36/84	13,1	5,7	91,80	500	154,10
CLARK	80-45/64	995,20	557	293	41	80	45/64	14,3	5,7	91,80	500	154,10
CLARK	80-45/84	1021,20	601	316	41	80	45/84	15,2	6,2	93,70	650	156,00
CLARK	130-36/64	1021,10	676	356	32	130	36/64	17,8	7,1	93,70	650	156,00
CLARK	130-36/84	1046,50	720	379	32	130	36/84	18,7	7,6	93,70	650	156,00
CLARK	130-36/104	1075,10	764	402	32	130	36/104	19,5	8,1	93,70	650	156,00
CLARK	130-45/64	1129,90	801	421	41	130	45/64	21,2	7,9	97,90	800	160,20
CLARK	130-45/84	1156,20	845	444	41	130	45/84	22,1	8,4	97,90	800	160,20
CLARK	130-45/104	1185,60	889	468	41	130	45/104	22,9	8,9	101,00	900	163,30
CLARK	180-36/64	1185,50	872	459	32	180	36/64	23,4	8,9	101,00	900	163,30
CLARK	180-36/84	1211,80	916	482	32	180	36/84	24,3	9,4	101,00	900	163,30
CLARK	180-36/104	1241,40	960	505	32	180	36/104	25,1	9,9	101,00	900	163,30
CLARK	180-36/124	1281,40	1004	528	32	180	36/124	25,9	10,5	101,00	900	163,30
CLARK	180-45/64	1264,70	1045	550	41	180	45/64	28,1	10,0	101,00	900	163,30
CLARK	180-45/84	1291,10	1089	573	41	180	45/84	29,0	10,5	108,30	1200	170,60
CLARK	180-45/104	1320,70	1133	596	41	180	45/104	29,8	11,0	108,30	1200	170,60
CLARK	180-45/124	1360,60	1177	619	41	180	45/124	30,6	11,6	108,30	1200	170,60
CLARK	180-54/84	1373,60	1263	664	50	180	54/84	33,9	11,6	108,30	1200	170,60
CLARK	180-54/104	1403,10	1307	687	50	180	54/104	34,7	12,1	108,30	1200	170,60
CLARK	180-54/124	1443,10	1351	711	50	180	54/124	35,5	12,7	117,70	1500	180,00

Extra for towel bar in different color from panel
Art. CMC 61,60€

Δt 40K = W Δt 50Kx0,755

*TR accessory or mixed valve
°Cronothermostat radio, p.227



STANDARD PRODUCTION

White "sablé" paintwork - white EOS brackets
Tolerance ± 3mm - Air vent ø 1/8"
MAXIMUM OPERATING PRESSURE 4 BAR

PRODUCTION ON REQUEST

Paintwork to BREM color list with colored brackets
+15/25%
Version with protrusion of the bar on the left

STANDARD FITTING

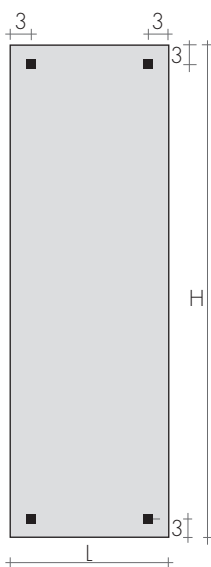
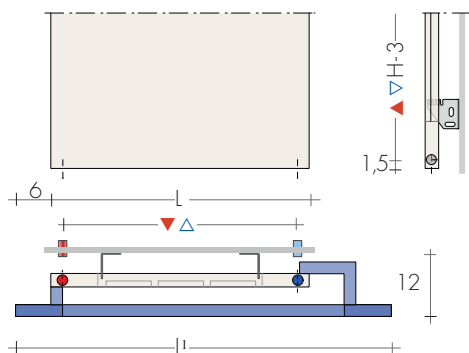
EG ø 3/8"
BREM valves, page 273
Electric version e.Clark, page 256



TAPPING CENTRES

EG vertical fittings as standard

Side fittings on request Art. AS 75,50€



FIXINGS
Brackets included



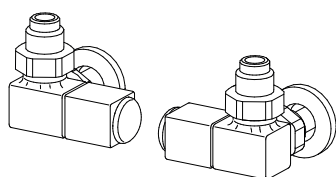
B35 bracket

RECOMMENDED VALVES

CHROME PLATED VALVES KIT WITH:

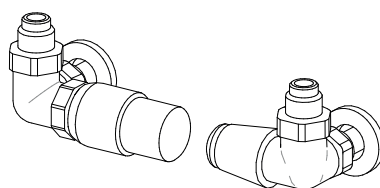
- n°2 Valves with O-ring Tangs
- n°2 Fittings (multilayer ø16, copper ø12,14)
- n°2 Round washers

On request: Polished stainless tube cover (to be cut to right size) Art. CA18 10,80€



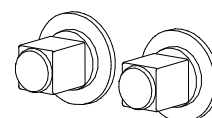
SIDE CONTROL QUADRA VALVE KIT
page 279 Art. KQL 166,30€
COLORED QUADRA VALVES
page 279

ANGLED MINI VALVES KIT page 278
chrome-plated or white color Art. KMS107,80€



SIDE CONTROL TON VALVES KIT with THERMOSTATIC head Art. KTL 177,10€
SIDE CONTROL TON VALVES KIT
page 277 Art. KVL 130,90€

REMOTE FITTINGS Art. REM 36,60€
at the rear ▲▼ L-5cm

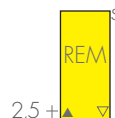


REMOTE VALVES ASSEMBLY KIT p. 281 with:
- n°2 Fittings (multilayer ø16, copper ø12,14)

REMOTE QUADRA VALVES ASSEMBLY KIT
Art. KQG 167,70€
REMOTE TON VALVES ASSEMBLY KIT with THERMOSTATIC head Art. KVGT 199,80€



CLARK 180-45/104



design Davide Brembilla


RAM, presented on CLAK plate, offers the freedom to simply and quickly accessorize any BREM radiating plate. This innovative

magnetic accessory, composed of an extremely slender tubular structure can be applied to any flat metal surface.

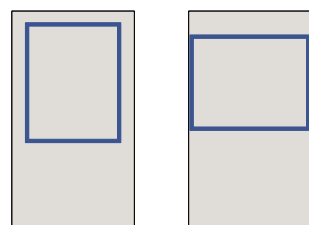
Towel rack elements can be shifted into the composition required to personalize the radiating plate for the function desired.

DIMENSIONS

Width 36 / 45 / 54 / 110 / 120 cm
 Heights 54 / 63 / 80 / 130 / 180 cm
 Depth 9,3 / 11,3 cm
 Depth from wall 12,3 cm



RAM-CK 54-110 / 63-120




RAM-CK 80-45

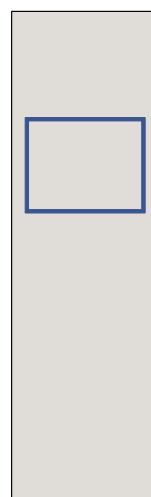
RAM-CK 80-54



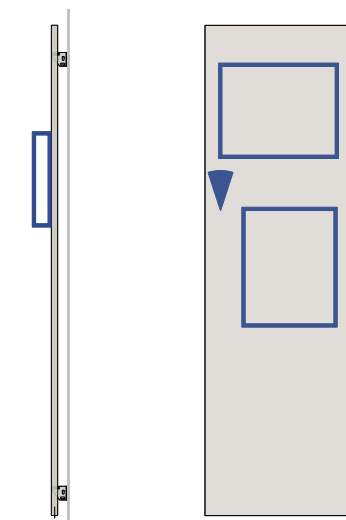
RAM-CK 130-45/54



RAM-CK 180-36/45



RAM-CK 180-54



Additional magnetic knob and RAM tower-rail page 283

MODEL	H/L cm	white sablé standard €	EN 442		▲ ▽ t.c. cm	Height H cm	Width L cm	Weight M Kg	Volume V dm³	MIXED Version* (cl.II E.H.E.) with: cable ^o digital thermostat		
			Δt 50 K watt	Δt 30 K watt						€	W	€
RAM-CK	54-110	1070,30	653	343	107	54	110	18,6	5,9	93,70	650	156,00
RAM-CK	63-120	1171,10	827	435	117	63	120	23,5	7,1	97,90	800	160,20
RAM-CK	80-45	804,00	399	210	41	80	45	11,3	3,8	89,90	400	152,20
RAM-CK	80-54	868,40	478	251	50	80	54	13,5	4,4	91,80	500	154,10
RAM-CK	130-45	939,10	643	338	41	130	45	18,2	6,0	93,70	650	156,00
RAM-CK	130-54	1012,50	770	405	50	130	54	21,8	6,8	97,90	800	160,20
RAM-CK	180-36	995,00	714	376	32	180	36	20,3	7,0	93,70	650	156,00
RAM-CK	180-45	1074,10	887	466	41	180	45	25,1	8,1	101,00	900	163,30
RAM-CK	180-54	1156,40	1061	558	50	180	54	30,0	9,2	-	-	-
RAM-CKL	180-45	1279,50	1181	621	41	180	45	34,4	8,1	108,30	1200	170,60

RAM tower-rail included ▶ Ready in stock Δt 40K = W Δt 50K x 0,755 *TR accessory or mixed valve ø1/2" ^oCronothermostat radio, p.227

TOWEL BAR magnetic RAM: STANDARD COLORS

- white sablé SB 9016
- quartz grey SB 7039
- jet black SB 9005
- same color ordered with the radiator

In one paintwork to Brem color list different from the radiator extra 35,80€



Fitting ø 3/8"
STANDARD
(without sleeves)



Fitting ø 1/2"
ON REQUEST
(with sleeves)

STANDARD PRODUCTION

White "sablé" paintwork - white EOS brackets
 Tolerance ± 3mm - Air vent ø 1/8"
 MAXIMUM OPERATING PRESSURE 4 BAR

PRODUCTION ON REQUEST

Paintwork to BREM color list with colored brackets +15/25%
 Electric version eRam-CK, pag. 235

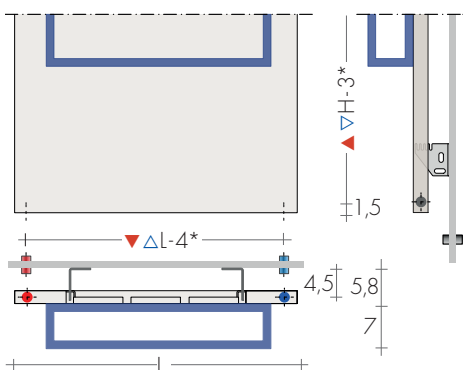
STANDARD FITTING

EG ø 3/8"
 On request EG 1/2" (with sleeves)
 Side and special fittings, p. 287



TAPPING CENTRES EG 3/8" vertical

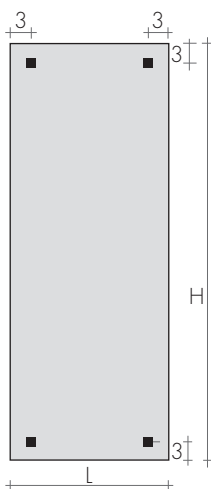
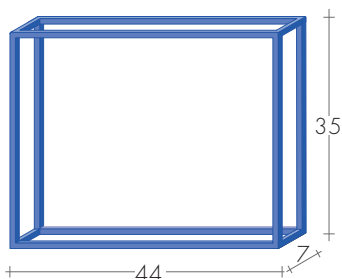
Side fittings on request Art. AS 75,50€



MOD. RAM-CK 54-110/63-120*L-3 / H-4

MAGNETIC TOWEL HOLDER RAM


(additional) Standard colors Art. RAM150,00€
Paintwork to BREM color list +15/25%



FIXINGS
Brackets included



B35 bracket



PANELS

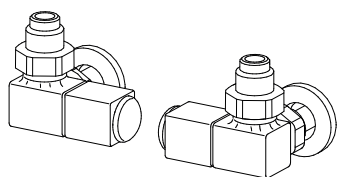
towel heater

RECOMMENDED VALVES

CHROME PLATED VALVES KIT WITH:

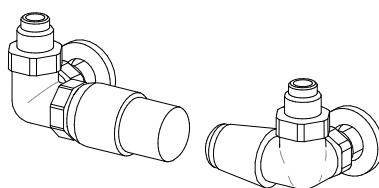
- n°2 Valves with O-ring Tangs
- n°2 Fittings (multilayer ø16, copper ø12,14)
- n°2 Round washers

On request: Polished stainless tube cover
(to be cut to right size) Art. CA18 10,80€



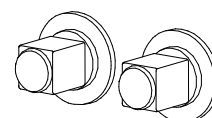
SIDE CONTROL QUADRA VALVE KIT
page 279 Art. KQL 166,30€
COLORED QUADRA VALVES
page 279

ANGLED MINI VALVES KIT page 278
chrome-plated or white color Art. KMS107,80€



SIDE CONTROL TON VALVES KIT with
THERMOSTATIC head Art. KTL 177,10€
SIDE CONTROL TON VALVES KIT
page 277 Art. KVL 130,90€

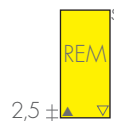
REMOTE FITTINGS Art. REM 36,60€
at the rear ▲▼ L-5cm



REMOTE VALVES ASSEMBLY KIT p. 281 with:
- n°2 Fittings (multilayer ø16, copper ø12,14)

REMOTE QUADRA VALVES ASSEMBLY KIT
Art. KQG 167,70€

REMOTE TON VALVES ASSEMBLY KIT with
THERMOSTATIC head Art. KVGT 199,80€



design Luigi Brembilla

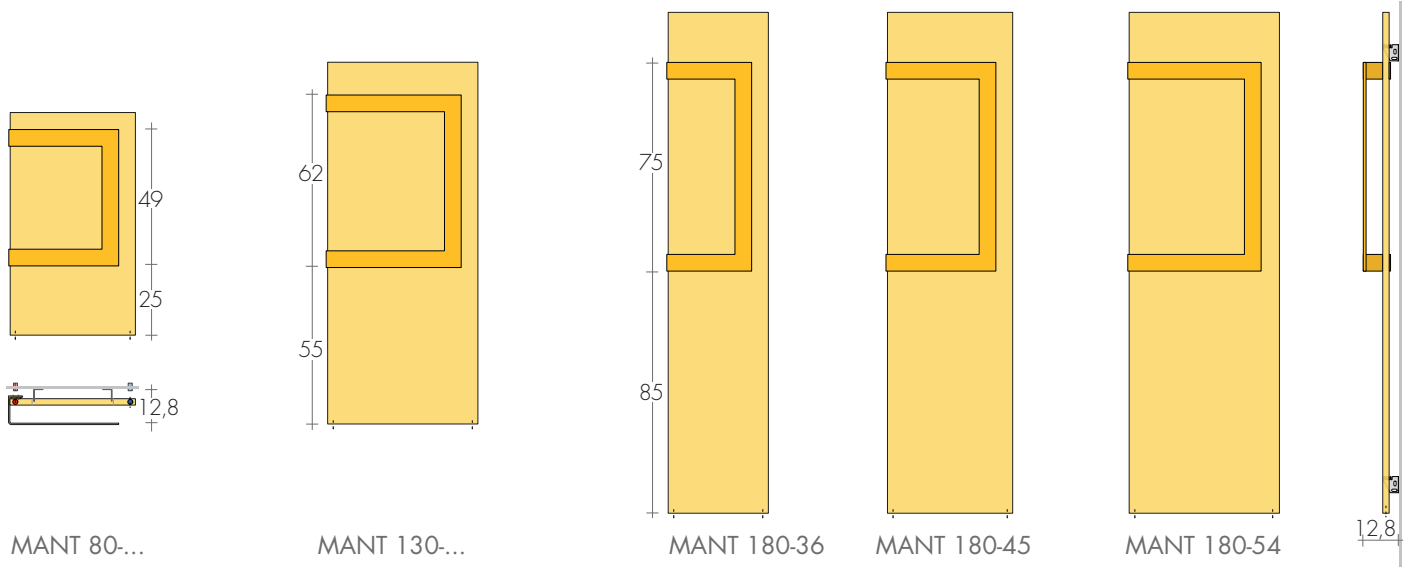
A striking heated radiator, from the essential lines with a thin panel (just 2.3 cm thick)

with a practical double towel rails open on three sides.

On request, the towel rails can be painted in a BREM different colour from the plate.

DIMENSIONS

Widths: 36 / 45 / 54 cm
 Heights: 80 / 130 / 180 cm
 Depth: 9,5 cm
 Depth: from wall 12,8 cm



MANT 80-...

MANT 130-...

MANT 180-36

MANT 180-45

MANT 180-54

12,8

MODEL	H-L cm	white sablé standard €	EN 442		▲▽ t.c. cm	Height H cm	Width L cm	Weight M Kg	Volume V dm ³	MIXED Version* (d.II E.H.E.) with:		
			Δt 50 K watt	Δt 30 K watt						cable ^o €	W	digital thermostat €
MANT	80-45	714,40	399	210	41	80	45	11,3	3,8	89,90	400	152,20
MANT	80-54	778,80	478	251	50	80	54	13,5	4,4	91,80	500	154,10
MANT	130-45	855,10	643	338	41	130	45	18,2	6,0	93,70	650	156,00
MANT	130-54	928,50	770	405	50	130	54	21,8	6,8	97,90	800	160,20
MANT	180-36	911,00	714	376	32	180	36	20,3	7,0	93,70	650	156,00
MANT	180-45	995,70	887	466	41	180	45	25,1	8,1	101,00	900	163,30
MANT	180-54	1078,00	1061	558	50	180	54	30,0	9,2	101,00	900	163,30
MANT-L	180-45	1201,10	1181	621	41	180	45	34,4	8,1	108,30	1200	170,60

On request the bar on the right

Ready in stock

Δt 40K = W Δt 50K x 0,755

*TR accessory or mixed valve
^oRadio frequency chronothermostat p.227

TOWEL BAR MANT: STANDARD COLORS

- white sablé SB 9016
- quartz grey SB 7039
- jet black SB 9005
- same color ordered with the radiator

In one paintwork to Brem color list different from the radiator extra 35,80€



Fitting ø 3/8"
 STANDARD
 (without sleeves)



Fitting ø 1/2"
 ON REQUEST
 (with sleeves)

STANDARD PRODUCTION

White "sablé" paintwork - white EOS brackets
 Tolerance ± 3mm - Air vent ø 1/8"
 MAXIMUM OPERATING PRESSURE 4 BAR

PRODUCTION ON REQUEST

Paintwork to BREM color list with colored brackets +15/25%
 Electric version e.Mant, page 235

STANDARD FITTING

EG ø 3/8"
 Fittings ø 1/2" on request
 Special fittings, page 287

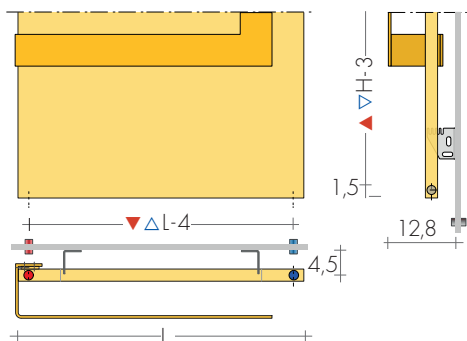


TAPPING CENTRES

EG vertical fittings as standard

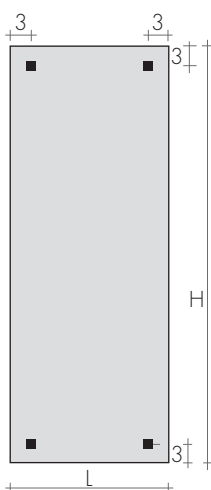
Side fittings on request

Art. AS 75,50€



TOWEL BAR MANT

L: 30,5 - 39,5 - 48,5 cm



FIXINGS
Brackets included



B35 bracket



MANT 130-54

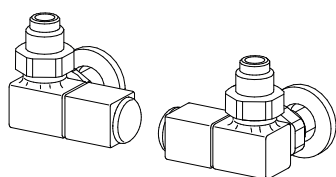
RECOMMENDED VALVES

CHROME PLATED VALVES KIT WITH:

- n°2 Valves with O-ring Tangs
- n°2 Fittings (multilayer ø16, copper ø12,14)
- n°2 Round washers

On request: Polished stainless tube cover

(to be cut to right size) Art. CA18 10,80€



SIDE CONTROL QUADRA VALVE KIT

page 279

Art. KQL

166,30€

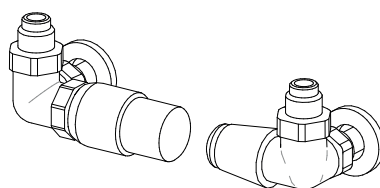
COLORED QUADRA VALVES

page 279

ANGLED MINI VALVES KIT

page 278

chrome-plated or white color Art. KMS107,80€



SIDE CONTROL TON VALVES KIT with THERMOSTATIC head

Art. KTL 177,10€

SIDE CONTROL TON VALVES KIT

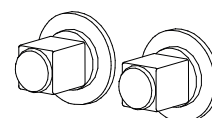
page 277

Art. KVL 130,90€

REMOTE FITTINGS

Art. REM 36,60€

at the rear ▲▼ L-5cm



2,5



REMOTE VALVES ASSEMBLY KIT p. 281 with:
- n°2 Fittings (multilayer ø16, copper ø12,14)

REMOTE QUADRA VALVES ASSEMBLY KIT

Art. KQG 167,70€

REMOTE TON VALVES ASSEMBLY KIT with

THERMOSTATIC head Art. KVG 199,80€

SO-FLEX HEATED TOWEL RAILS

PRICE FROM 1.07.2022 **+15%**

SO-FLEX goes beyond the basic idea of a towel heater (order and folding) and intro-

duces a new concept: practical disorder, careless gestures and the fun of not having

design Gabriella Almagioni
to fold everything, but simply chuck a used towel into a warm shell.

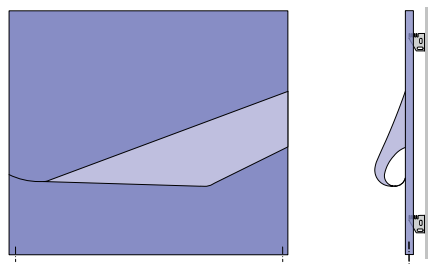
DIMENSIONS

Width 44/53/62/80/120 cm

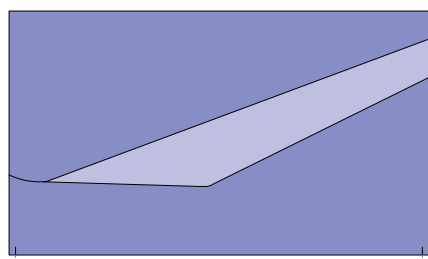
Height 63/70/130/180 cm

Depth 11 cm

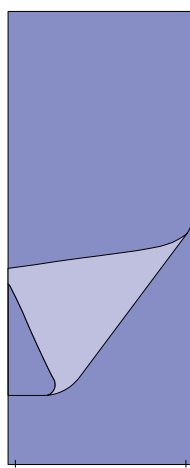
Depth from wall 14 cm



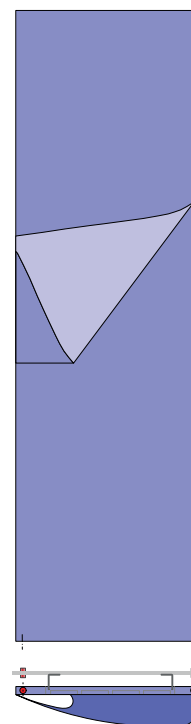
SO-FLEX 72-80



SO-FLEX 63-120



SO-FLEX 130..



SO-FLEX 180..


MODEL	white sablé		EN 442		▲ ▼ t.c. cm	Height H cm	Width L cm	Weight M Kg	Volume V dm³	MIXED VERSION* (cl.II E.H.E.) with:		
	H/L cm	standard €	Δt 50 K watt	Δt 30 K watt						cable ^o €	W	digital thermostat €
SO-FLEX	72-80	1064,70	635	334	77	72	80	17,9	5,6	93,70	650	156,00
SO-FLEX	63-120	1171,10	827	435	117	63	120	23,5	7,1	97,90	800	160,20
SO-FLEX	130-45	955,80	643	338	41	130	45	18,2	6,0	93,70	650	156,00
SO-FLEX	130-54	1017,20	770	405	50	130	54	21,8	6,8	97,90	800	160,20
SO-FLEX	180-45	1054,80	887	466	41	180	45	25,1	8,1	101,00	900	163,30
SO-FLEX	180-54	1149,20	1061	558	50	180	54	30,0	9,2	-	-	-
SO-FLEX	180-63	1242,50	1233	648	59	180	63	34,9	10,3	108,30	1200	170,60

Δt 40K = W Δt 50K x 0,755

*TR accessory or mixed valve

^oRadio frequency chronothermostat p.227

SABLE' COLORS ARE RECOMMENDED
(as they make the fold softer to the touch)



Fitting ø 3/8"
STANDARD
(without sleeves)



Fitting ø 1/2"
ON REQUEST
(with sleeves)

STANDARD PRODUCTION

White "sablé" paintwork - white B35 brackets

Tolerance ± 3mm - Air vent ø 1/8"

MAXIMUM OPERATING PRESSURE 4 BAR

150

PRODUCTION ON REQUEST

Paintwork to BREM color list

with colored brackets

Electric version, on request

+15/25%

STANDARD FITTING

EG ø 3/8"

1/2" fittings on request

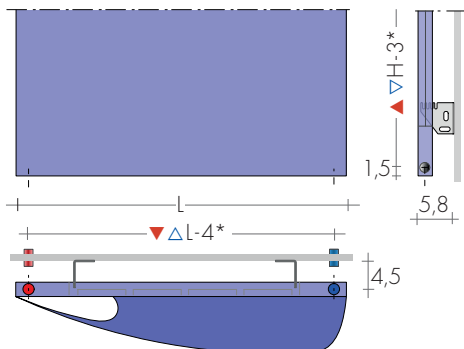
Special fittings, page 287



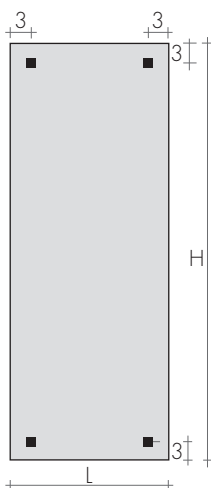
TAPPING CENTRES

EG vertical fittings as standard
Side fittings on request

Art. AS 75,50€



MOD. SO-FLEX 72-80/63-120: *L-3 / H-4



FIXINGS
Brackets included



B35 bracket



SO-FLEX 130-54

PANELS

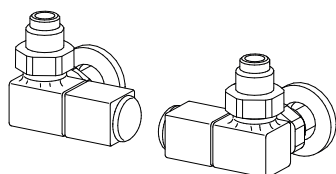
towel heater

RECOMMENDED VALVES

CHROME PLATED VALVES KIT WITH:

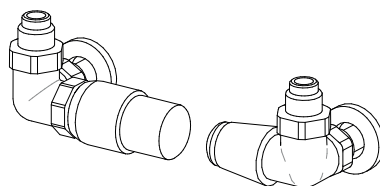
- n°2 Valves with O-ring Tangs
- n°2 Fittings (multilayer ø16, copper ø12,14)
- n°2 Round washers

On request: Polished stainless tube cover
(to be cut to right size) Art. CA18 10,80€



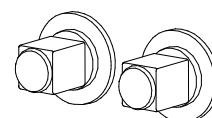
SIDE CONTROL QUADRA VALVE KIT
page 279 Art. KQL 166,30€
COLORED QUADRA VALVES
page 279

ANGLED MINI VALVES KIT page 278
chrome-plated or white color Art. KMS107,80€



SIDE CONTROL TON VALVES KIT with
THERMOSTATIC head Art. KTL 177,10€
SIDE CONTROL TON VALVES KIT
page 277 Art. KVL 130,90€

REMOTE FITTINGS Art. REM 36,60€
at the rear ▲▼ L-5cm



2,5 ±

REMOTE VALVES ASSEMBLY KIT p. 281 with:
- n°2 Fittings (multilayer ø16, copper ø12,14)

REMOTE QUADRA VALVES ASSEMBLY KIT
Art. KQG 167,70€
REMOTE TON VALVES ASSEMBLY KIT with
THERMOSTATIC head Art. KVG 199,80€



SLIDE

PRICE FROM 1.07.2022 **+15%**

design Davide Brembilla

The project starts from the decomposition of a flat surface, creating dynamic volumes.

The sculptural forms of the heating element has great impact in the domestic atmosphere.

SLIDE has a high heating output, 600 to 900 watt, and different color finishes.

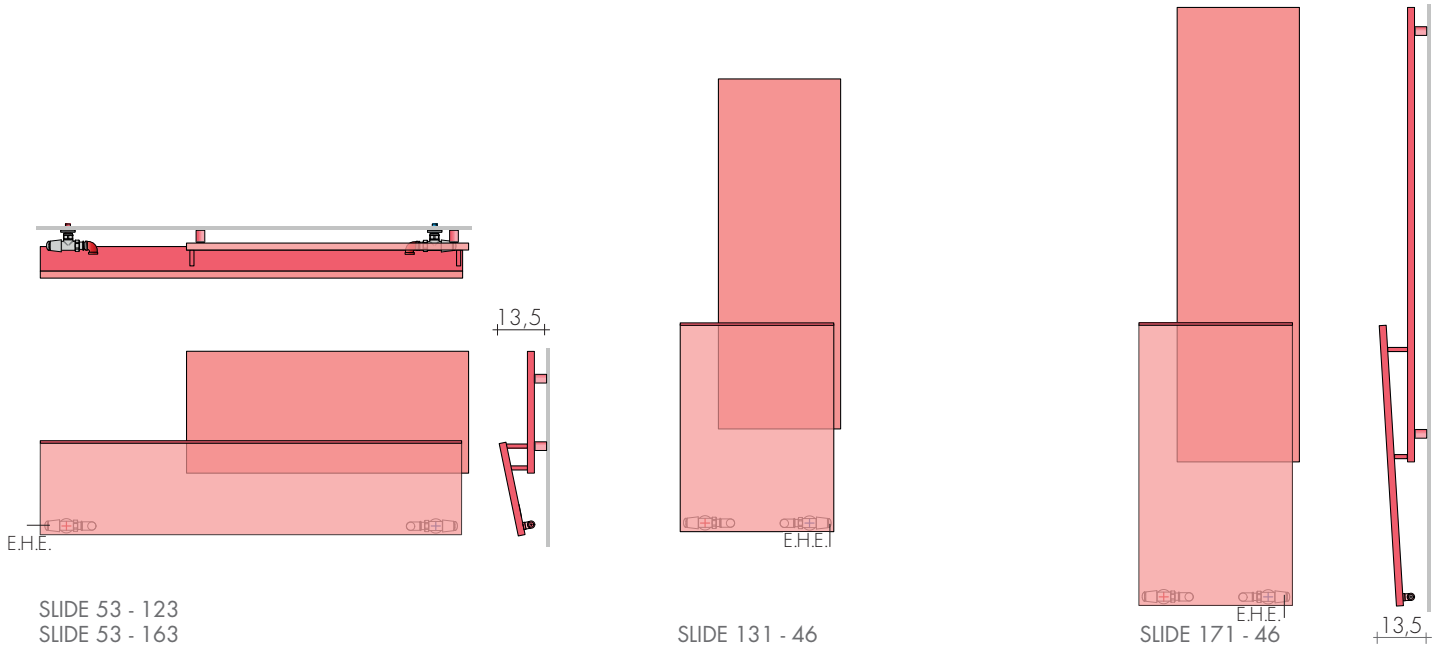
DIMENSIONS

Width: 46/123/163 cm

Height: 53/131/171 cm

Depth: 10 cm

Depth: from wall 13,5 cm



SLIDE 53 - 123
SLIDE 53 - 163

SLIDE 131 - 46

SLIDE 171 - 46

MODEL	H/L cm	white sablé standard €	EN 442		▲▼ t.c. cm	Height H cm	Width L cm	Weight M Kg	Volume V dm³	MIXED version*(EHE cl.II) with sleeve and: cable ^o €		
			Δt 50 K watt	Δt 30 K watt						W	digital thermostat €	
SLIDE	53-123	1150,60	682	359	106	53(35-27)	120 (80)	19,50	7,2	114,60	650	176,90
SLIDE	53-163	1306,60	881	463	146	53(35-27)	160 (100)	22,20	9,2	121,90	900	184,20
SLIDE	131-46	1104,90	622	327	30	131(101-61)	46(44-35)	19,20	6,9	114,60	650	176,90
SLIDE	171-46	1272,90	916	482	30	171(131-81)	46(44-35)	26,00	9,0	121,90	900	184,20

Δt 40K = W Δt 50Kx0,755

^oCronothermostat radio, p.227

STANDARD PRODUCTION

White "sablé" paintwork - white B35 brackets
Tolerance ± 3mm - Air vent ø 1/8"

MAXIMUM OPERATING PRESSURE 4 BAR

PRODUCTION ON REQUEST

Paintwork to BREM color list
with colored brackets

Electric version, on request


+15/25%

STANDARD FITTING

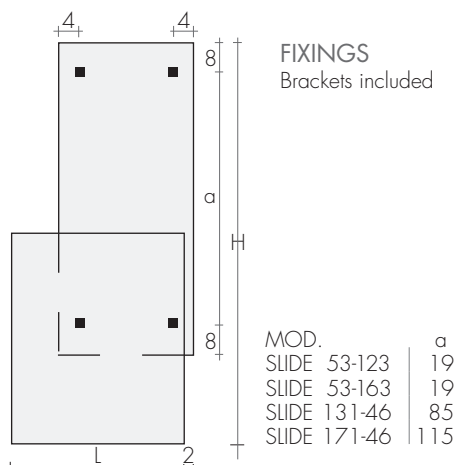
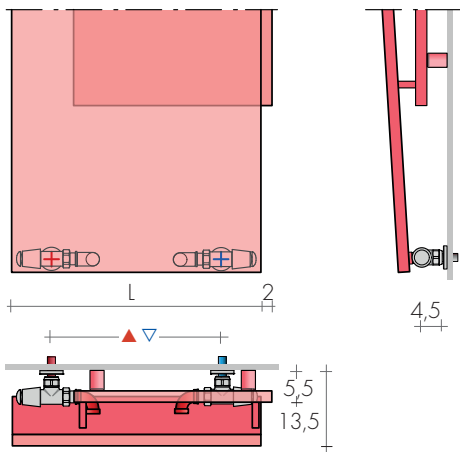
REG ø 3/8"

1/2" fittings on request

Special fittings, page 287



TAPPING CENTRES

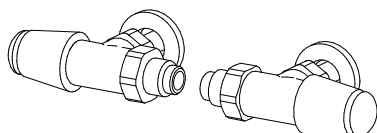


RECOMMENDED VALVES

CHROME PLATED VALVES KIT WITH:

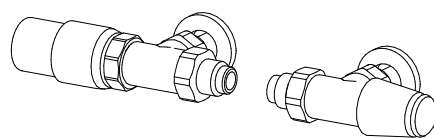
- n°2 Valves with O-ring Tangs
- n°2 Fittings (multilayer ø16, copper ø12,14)
- n°2 Round washers

On request: Polished stainless tube cover
(to be cut to right size) Art. CA18 10,80€



REVERSE TON VALVES KIT
page 277

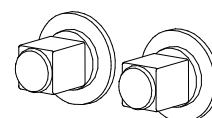
Art. KVR 119,20€



REVERSE TON VALVES KIT with
THERMOSTATIC head

Art. KTR 165,50€

REMOTE FITTINGS Art. REM 36,60€
at the rear ▲▼ L-5cm



2,5 ± ▲▼

REMOTE VALVES ASSEMBLY KIT p. 281 with:
- n°2 Fittings (multilayer ø16, copper ø12,14)

REMOTE QUADRA VALVES ASSEMBLY KIT
Art. KQG 167,70€

REMOTE TON VALVES ASSEMBLY KIT with
THERMOSTATIC head Art. KVGT 199,80€

design Davide Diliberto

VELETTA for Brem was designed to hide bathrobes and towels without the use of sliding walls or doors.

The radiating plate is split in half by a fold that creates a separate wing from the wall for a practical, simple solution.

Two magnetic knobs on the back let you hang bathrobes wherever desired.

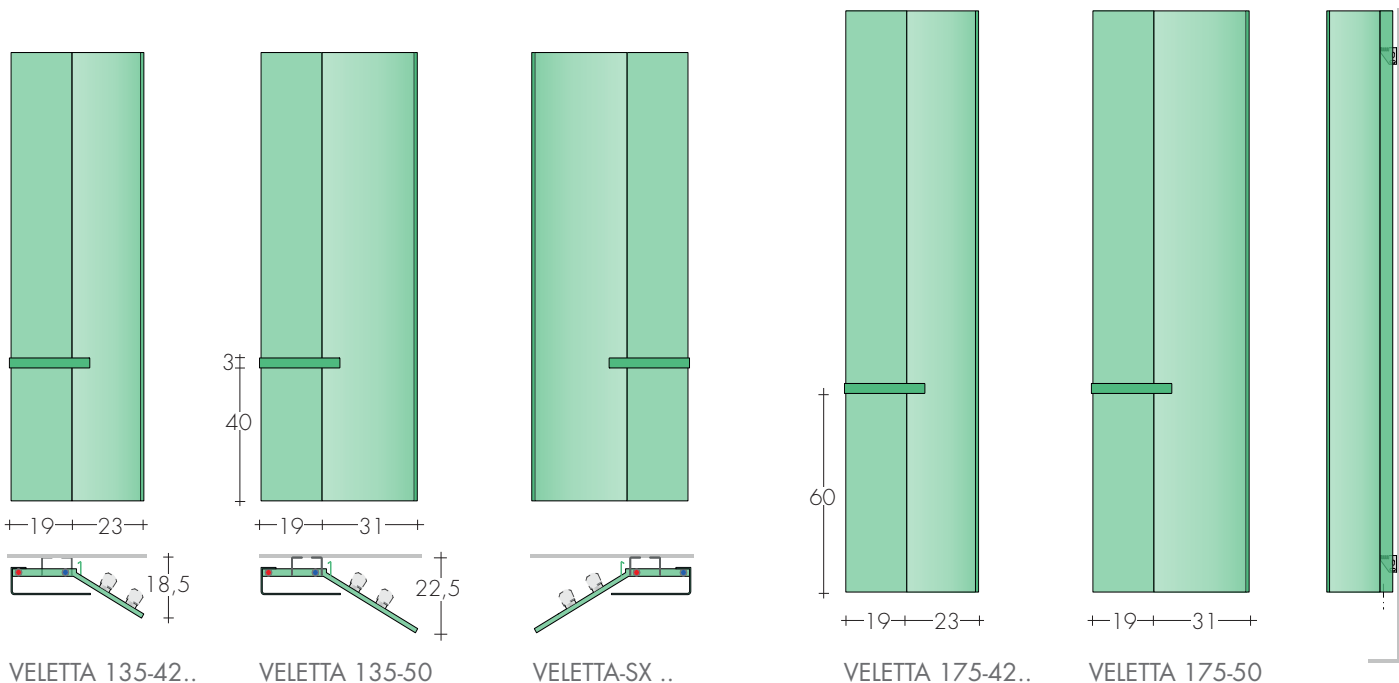
DIMENSIONS

Widths: 42 / 50 cm

Heights: 135 / 175 cm

Depths: 15 / 19 / 21 cm

Depths from wall: 18,5 / 22,5 cm



MODEL	HL cm	white sablé standard €	EN 442		▲ ▽ t.c. cm	Height H cm	Width L cm	Weight M Kg	Volume V dm ³	MIXED version*(EHE cl.II) with mixed valve: cable ^o digital thermostat		
			Δt 50 K watt	Δt 30 K watt						€	W	€
VELETTA	135-42	948,90	669	352	15	135	42	19,7	5,8	114,60	650	156,00
VELETTA	135-50	1022,30	800	421	15	135	50	23,2	6,6	118,80	800	160,20
VELETTA	175-42	1004,40	865	455	15	175	42	25,2	7,5	121,90	900	163,30
VELETTA	175-50	1082,60	1033	543	15	175	50	29,7	8,5	121,90	900	163,30
VELETTA-L	175-50	1301,60	1191	627	15	175	50	35,7	10,3	129,20	1200	170,60

VERSION-SX, on request without extra


Δt 40K = W Δt 50Kx0,755

^oRadio frequency chronothermostat p.227
*use angled valves

Towel bar VEL and KNOBS: STANDARD COLORS
 - white sablé SB 9016
 - quartz grey SB 7039
 - jet black SB 9005
 - same color ordered with the radiator

In one paintwork to Brem color list different from the radiator extra 31,40€

Additional VEL towel bar Art. MVEL 44,80€



MAGNETIC KNOBS
NOT INCLUDED
page 283

Art. ARC / POC / HKC
each 84,00€



STANDARD PRODUCTION

White "sablé" paintwork - n. 4 EOS brackets
Tolerance ± 3mm - Air vent ø 1/8"

MAXIMUM OPERATING PRESSURE 4 BAR

154


PRODUCTION ON REQUEST

Paintwork to BREM color list
with colored brackets
Electric version e.Veletta

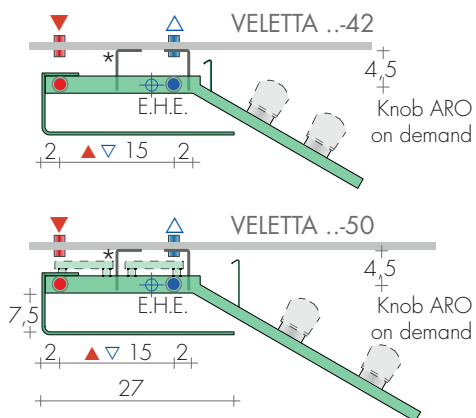
+15/25%
page 257

STANDARD FITTING

EG ø 3/8"
1/2" fittings on request
Special fittings, page 287



TAPPING CENTRES



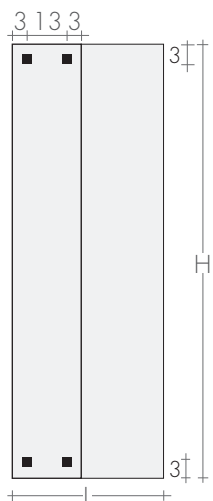
*Model ..L with tubes at the rear
ON REQUEST: E.H.E. sleeves for STONE thermostat; use angled valves.



Fitting \varnothing 3/8" STANDARD (without sleeves)



Fitting \varnothing 1/2" ON REQUEST (with sleeves)



FIXINGS
 Brackets included



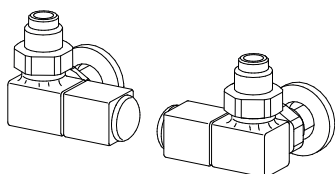
B35 bracket

RECOMMENDED VALVES

CHROME PLATED VALVES KIT WITH:

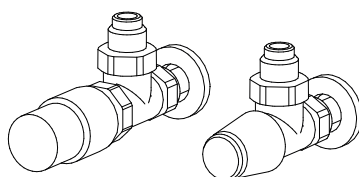
- n°2 Valves with O-ring Tangs
- n°2 Fittings (multilayer \varnothing 16, copper \varnothing 12,14)
- n°2 Round washers

On request: Polished stainless tube cover (to be cut to right size) Art. CA18 10,80€



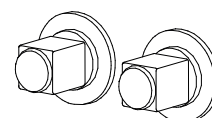
SIDE CONTROL QUADRA VALVE KIT page 279 Art. KQL 166,30€
 COLORED QUADRA VALVES page 279

ANGLED MINI VALVES KIT page 278 chrome-plated or white color Art. KMS107,80€



ANGLED TON VALVES KIT with THERMOSTATIC head Art. KTS 165,50€
 SIDE CONTROL TON VALVES KIT page 277 Art. KVL 130,90€

REMOTE FITTINGS Art. REM 36,60€ at the rear ▲▼ EG



REMOTE VALVES ASSEMBLY KIT p. 281 with: - n°2 Fittings (multilayer \varnothing 16, copper \varnothing 12,14)

REMOTE QUADRA VALVES ASSEMBLY KIT Art. KQG 167,70€

REMOTE TON VALVES ASSEMBLY KIT with THERMOSTATIC head Art. KVT 199,80€



VELETTA 175-50



2,5 ±

design Davide Diliberto

Towel warmer panel with the exclusive semicircle shape produced in the LOGGIA

DESIGN version with the towel bar in square tube of 15 mm and in the LOGGIA

TIMELESS version with the flat drawn handle with shaped ends.

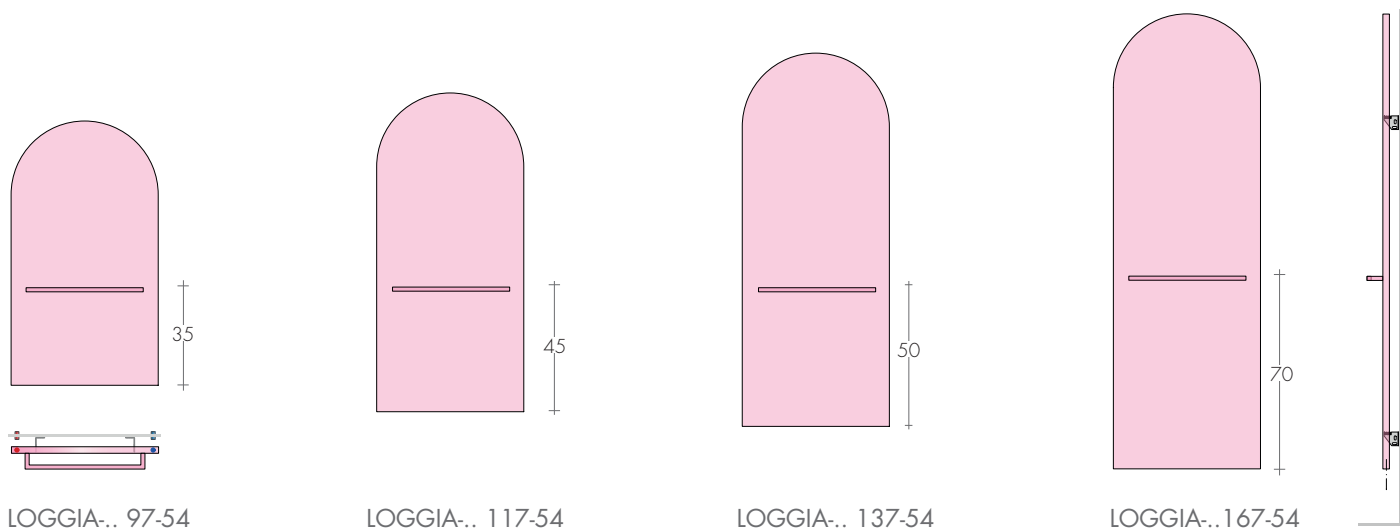
DIMENSIONS

Length: 54 cm

Heights: 97 / 117 / 137 / 167 cm

Depth: LOGGIA-D 8,1 cm LOGGIA-T 7,3 cm

Depth from wall: LOGGIA-D 11,6 cm LOGGIA-T 10,8 cm



LOGGIA-D 97-54


LOGGIA-D 117-54

LOGGIA-D 137-54

LOGGIA-D 167-54



LOGGIA-D (DESIGN)



LOGGIA-T (TIMELESS)

MODEL	H-L cm	white sablé di serie €	EN 442		▲ ▼ t.c. cm	Height H cm	Width L cm	Weight M Kg	Volume V dm³	MIXED VERSION*(cl.II E.H.E.) with:		
			Δt 50 K watt	Δt 30 K watt						cable ^o €	digital thermostat W	€
LOGGIA-D	97-54	867,30	524	275	50	97	54	15,0	5,0	91,80	500	154,10
LOGGIA-D	117-54	921,10	641	337	50	117	54	19,0	6,0	93,70	650	156,00
LOGGIA-D	137-54	984,70	758	398	50	137	54	22,0	7,0	97,90	800	160,20
LOGGIA-D	167-54	1072,70	933	490	50	167	54	27,0	8,0	101,00	900	163,30
LOGGIA-DL	167-54	1247,00	1233	647	50	167	54	36,5	8,7	108,30	1200	170,60
LOGGIA-T	97-54	884,10	524	275	50	97	54	15,0	5,0	91,80	500	154,10
LOGGIA-T	117-54	937,90	641	337	50	117	54	19,0	6,0	93,70	650	156,00
LOGGIA-T	137-54	1001,50	758	398	50	137	54	22,0	7,0	97,90	800	160,20
LOGGIA-T	167-54	1089,50	933	490	50	167	54	27,0	8,0	101,00	900	163,30
LOGGIA-TL	167-54	1263,80	1233	647	50	167	54	36,5	8,7	108,30	1200	170,60

Δt 40K = W Δt 50K x 0,755

*TR accessory or mixed valve

^oRadio frequency chronothermostat p.227


TOWEL BAR LOGGIA: STANDARD COLORS

- white sablé SB 9016
- quartz grey SB 7039
- jet black SB 9005
- same color ordered with the radiator

In one paintwork to Brem color list different from the radiator extra 31,40€

ADDITIONAL TOWEL BAR

- Design towel bar Art. MLD 50,40€
- Timeless towel bar Art. MLT 67,20€



Fitting ø 3/8"
STANDARD
(without sleeves)



Fitting ø 1/2"
ON REQUEST
(with sleeves)

STANDARD PRODUCTION

White "sablé" paintwork - white EOS brackets

Tolerance ± 3mm - Air vent ø 1/8"

MAXIMUM OPERATING PRESSURE 4 BAR

PRODUCTION ON REQUEST

Paintwork to BREM color list

with colored brackets

Electric version e.Loggia, page 258

STANDARD FITTING

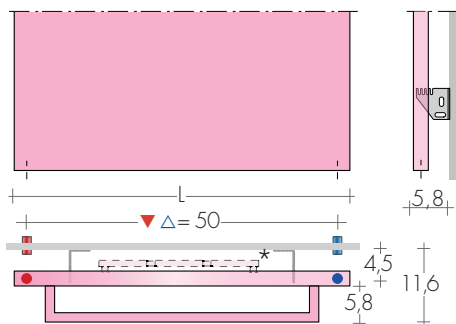
EG ø 3/8"

fittings 1/2" on request

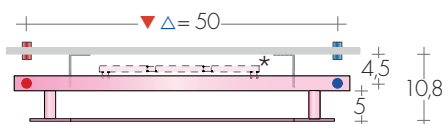
Special fittings, page 287



TAPPING CENTRES

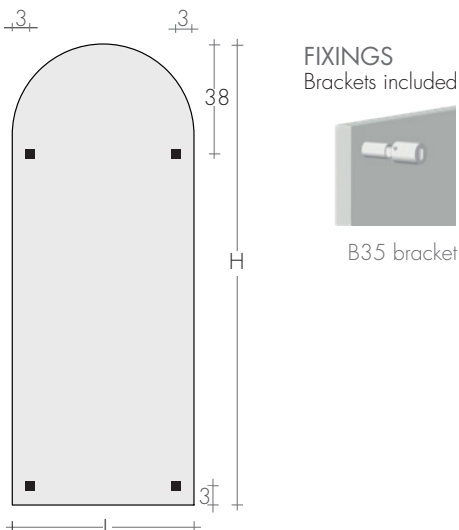


LOGGIA Design



LOGGIA Timeless

*Model ..L with tubes at the rear



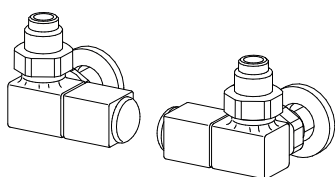
LOGGIA 167-54

RECOMMENDED VALVES

CHROME PLATED VALVES KIT WITH:

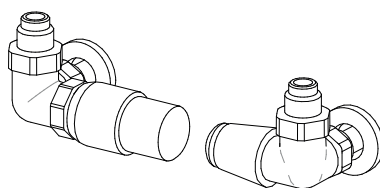
- n°2 Valves with O-ring Tangs
- n°2 Fittings (multilayer ø16, copper ø12,14)
- n°2 Round washers

On request: Polished stainless tube cover (to be cut to right size) Art. CA18 10,80€



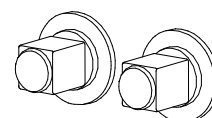
SIDE CONTROL QUADRA VALVE KIT page 279 Art. KQL 166,30€
COLORED QUADRA VALVES page 279

ANGLED MINI VALVES KIT page 278 chrome-plated or white color Art. KMS107,80€



SIDE CONTROL TON VALVES KIT with THERMOSTATIC head Art. KTL 177,10€
SIDE CONTROL TON VALVES KIT page 277 Art. KVL 130,90€

REMOTE FITTINGS Art. REM 36,60€ at the rear ▲▼ L-5cm



REMOTE VALVES ASSEMBLY KIT p. 281 with: - n°2 Fittings (multilayer ø16, copper ø12,14)

REMOTE QUADRA VALVES ASSEMBLY KIT Art. KQG 167,70€

REMOTE TON VALVES ASSEMBLY KIT with THERMOSTATIC head Art. KVG 199,80€



design Davide Diliberto

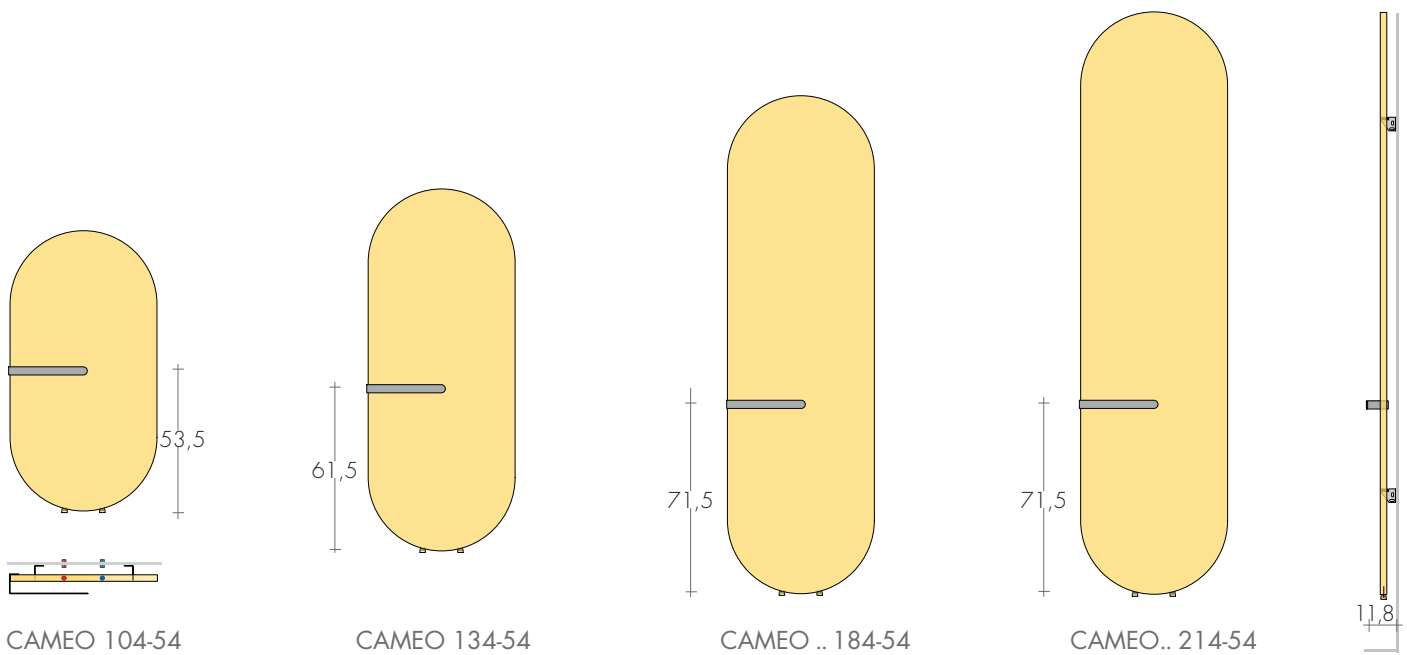
A basic shape that's also highly decorative and versatile. Fits into a variety of different

settings. An extra tool for architects, letting them add a romantic, friendly or modern twist

to their projects, depending on the choice of colour and finish.

DIMENSIONS

Width: 54 cm
 Height: 104/134/184 /214 cm
 Depth: 8,3 cm
 Depth: from wall 11,8 cm



CAMEO 104-54

CAMEO 134-54

CAMEO .. 184-54

CAMEO.. 214-54

MODEL	HL cm	white sablé di serie €	EN 442		▲▽ t.c. cm	Height H cm	Width L cm	Weight M Kg	Volume V dm ³	MIXED version*(EHE cl.II) with:		
			Δt 50 K watt	Δt 30 K watt						cable ^o €	digital thermostat W	digital thermostat €
CAMEO	104-54	869,00	500	263	14	104	54	15,8	6,9	91,80	500	154,10
CAMEO	134-54	969,10	672	353	14	134	54	21,1	9,2	93,70	650	156,00
CAMEO	184-54	1111,70	958	504	14	184	54	30,0	13,2	101,00	900	163,30
CAMEO-L	184-54	1313,30	1300	684	14	184	54	40,8	16,5	108,30	1200	170,60
CAMEO	214-54	1195,00	1129	594	14	214	54	35,4	15,5	108,30	1200	170,60
CAMEO-L	214-54	1559,90	1585	834	14	214	54	49,8	19,8	117,70	1500	180,00

Towel bar on the right side, on request without extra

Δt 40K = W Δt 50Kx0,755

*TR accessory or mixed valve 1/2"

^oRadio frequency chronothermostat p.227

TOWEL BAR CAMEO: STANDARD COLORS

- white sablé SB 9016
- quartz grey SB 7039
- jet black SB 9005
- same color ordered with the radiator

In one paintwork to Brem color list different from the radiator extra 31,40€

Additional towel bar CAMEO

Art. MCA 50,40€

STANDARD PRODUCTION

White "sablé" paintwork - white EOS brackets
 Tolerance ± 3mm - Air vent ø 1/8"
 MAXIMUM OPERATING PRESSURE 4 BAR

PRODUCTION ON REQUEST

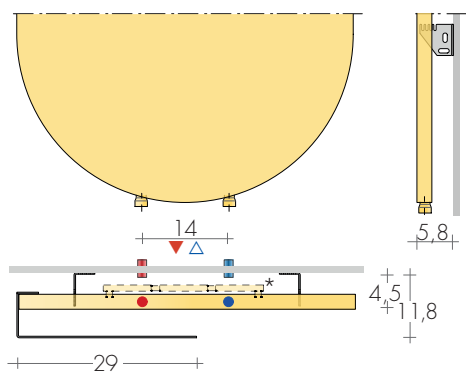
Paintwork to BREM color list with colored brackets +15/25%
 Electric version e.Cameo, page 259

STANDARD FITTING

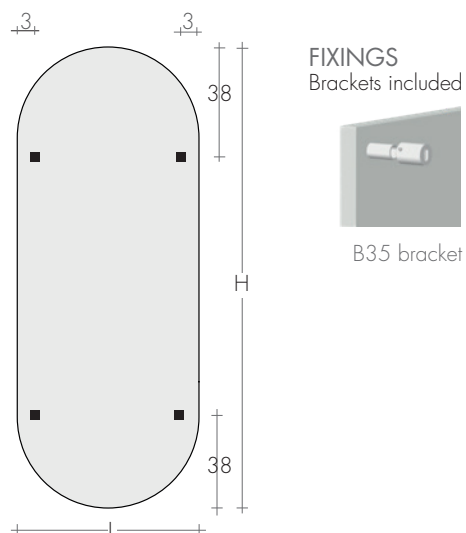
EG ø 1/2"
 Special fittings, page 287



TAPPING CENTRES



* Model CAMEO-L with tubes at the rear



PANELS

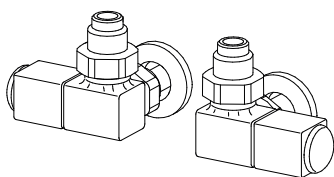
towel heater

RECOMMENDED VALVES

CHROME PLATED VALVES KIT WITH:

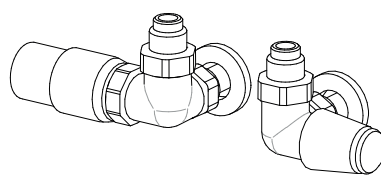
- n°2 Valves with O-ring Tangs
- n°2 Fittings (multilayer ø16, copper ø12,14)
- n°2 Round washers

On request: Polished stainless tube cover (to be cut to right size) Art. CA18 10,80€



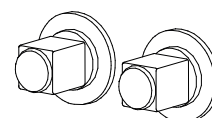
SIDE CONTROL QUADRA VALVE KIT page 279 Art. KQL 166,30€
COLORED QUADRA VALVES page 279

ANGLED MINI VALVES KIT page 278 chrome-plated or white color Art. KMS107,80€



SIDE CONTROL TON VALVES KIT with THERMOSTATIC head Art. KTLD 177,10€
SIDE CONTROL TON VALVES KIT page 277 Art. KVL 130,90€

REMOTE FITTINGS Art. REM 36,60€ at the rear ▲▼ 14 cm



REMOTE VALVES ASSEMBLY KIT p. 281 with: - n°2 Fittings (multilayer ø16, copper ø12,14)

REMOTE QUADRA VALVES ASSEMBLY KIT Art. KQG 167,70€
REMOTE TON VALVES ASSEMBLY KIT with THERMOSTATIC head Art. KVG 199,80€

PLATT COLOR

PRICE FROM 1.07.2022 **+15%**

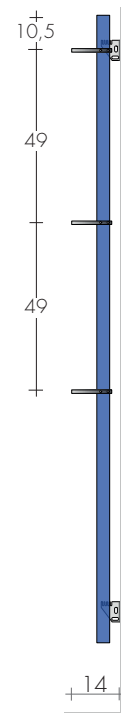



The essence of the radiating plate, the lightweight and the practicality of square

section chrome-plated handles, play a starring role distinguish the PLATT COLOR heated

towel rails. Can also be provided with gilded or silver leaf finish for even greater scenic effect.

DIMENSIONS

Width 38 / 52 / 53 / 59 / 63 / 66 cm
Height 80 / 84 / 130 / 133 / 140 / 180 cm
Depth 11,5 cm
Depth from wall 14 cm



PLATT COLOR 80 - ..
PLATT COLOR 84 - 50

PLATT COLOR 130 - ...
PLATT COLOR 133 - 50 140-60

PLATT COLOR 180 - ...

MODEL

MODEL	H-L cm	white sablé standard €	EN 442		▲ ▽ t.c. cm	Height H cm	Width L cm	Weight M Kg	Volume V dm³	MIXED version*(EHE cl.II) with: cable ^o digital thermostat		
			Δt 50 K watt	Δt 30 K watt						€	W	€
PLATT COLOR	80-49	683,80	388	199	45	80	52	12,1	3,4	-	-	-
PLATT COLOR	80-56	735,00	443	227	52	80	59	13,9	3,9	-	-	-
PLATT COLOR	130-49	896,10	610	314	45	130	52	18,6	5,2	-	-	-
PLATT COLOR	130-56	965,10	697	359	52	130	59	21,3	6,5	-	-	-
PLATT COLOR	130-63	1034,00	784	403	59	130	66	23,8	6,8	-	-	-
PLATT COLOR	180-35	986,70	584	300	31	180	38	18,2	5,0	-	-	-
PLATT COLOR	180-49	1097,90	817	420	45	180	52	25,4	7,0	-	-	-
PLATT COLOR	180-56	1180,90	934	480	52	180	59	29,1	8,0	-	-	-
PLATT COLOR	180-63	1263,90	1051	540	59	180	66	32,7	9,0	-	-	-
PLATT COLOR	84-50	742,10	427	219	46,8	84	53	12,5	3,8	91,80	400	152,20
PLATT COLOR	133-50	1003,60	645	331	46,8	133	53	19,9	5,9	93,70	650	156,00
PLATT COLOR	140-60	1136,30	810	316	56,8	140	63	25,1	7,5	97,90	800	160,20

Chrome-plated towel bar as standard for Platt Color

▶ Ready in stock

Δt 40K = W_{att} Δt 50K x 0,755

E.H.E. into G

*TR accessory or mixed valve
^oRadio frequency chronothermostat p.227

TOWEL BAR PLATT: STANDARD COLORS

- white sablé SB 9016
- quartz grey SB 7039
- jet black SB 9005
- same color ordered with the radiator

In one paintwork to Brem color list different from the radiator extra (each) Art. MPL 31,40€

MAXIMUM OPERATING PRESSURE 6 BAR

STANDARD PRODUCTION

White "sablé" paintwork - white EOS brackets
Tolerance ± 3mm - Air vent ø1/8"

PRODUCTION ON REQUEST

Paintwork to BREM color list
with colored brackets

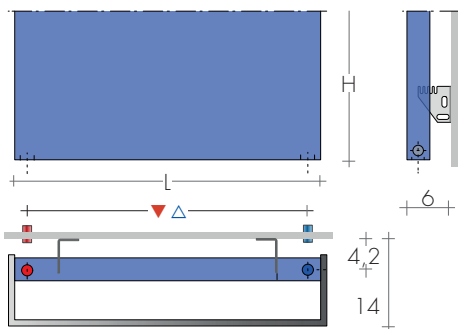
+15/25%

STANDARD FITTING EG ø 1/2"

Fittings on request, page 287
Electric version e.Platt, page 260



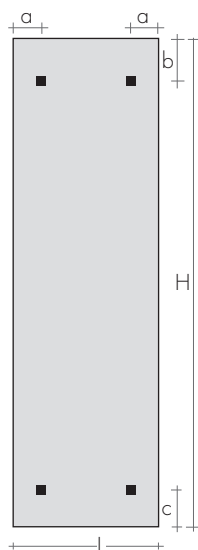
TAPPING CENTRES



Vertical fittings $\blacktriangle \blacktriangledown = L - 4$ cm

On request side fittings $\blacktriangle \blacktriangledown = H - 3,2$ cm

Art. AS 75,50€



FIXINGS
Brackets included



EOS brackets

Platt Color Hcm	a cm	b cm	c cm
80, 130, 180	7	8	11
84, 133, 140	6	6,5	5



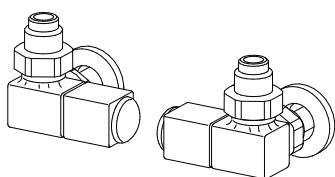
PLATT COLOR 130-49

RECOMMENDED VALVES

CHROME PLATED VALVES KIT WITH:

- n°2 Valves with O-ring Tangs
- n°2 Fittings (multilayer ø16, copper ø12,14)
- n°2 Round washers

On request: Polished stainless tube cover
(to be cut to right size) Art. CA18 10,80€



SIDE CONTROL QUADRA VALVES KIT

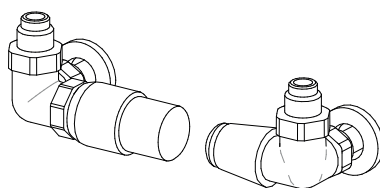
page 279
BREM color list

Art. KQL
extra

166,30€
46,40€

ANGLED MINI VALVES KIT

chrome-plated or white color Art. KMS107,80€



SIDE CONTROL TON VALVES KIT with THERMOSTATIC head

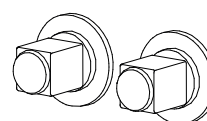
page 277

Art. KTL 177,10€

Art. KVL 130,90€

REMOTE FITTINGS

at the rear $\blacktriangle \blacktriangledown L-5$ cm



2,5€

REMOTE VALVES ASSEMBLY KIT p. 281 with:
- n°2 Fittings (multilayer ø16, copper ø12,14)

REMOTE QUADRA VALVES ASSEMBLY KIT

Art. KQG 167,70€

REMOTE TON VALVES ASSEMBLY KIT with THERMOSTATIC head Art. KVGT 199,80€




Pure high-tech enhanced by stainless steel metallic finish. This heating element in brushed stainless steel comes complete with square stainless steel handles for rarefied

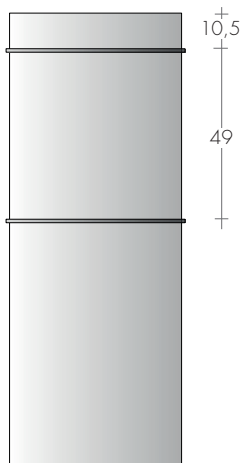
aesthetics. This heated towel rail offers practicality, essence, and beauty.

DIMENSIONS

Width 38 / 52 / 53 / 59 / 63 / 66 cm
 Height 80 / 84 / 130 / 133 / 140 / 180 cm
 Depth 11,5 cm
 Depth from wall 14 cm



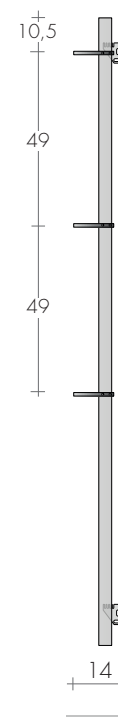
PLATT INOX 80 - 49
 PLATT INOX 84 - 50



PLATT INOX 130 -...
 PLATT INOX 133-50 / 140-60



PLATT INOX 180 -...



MODEL	H/L cm	brushed STAINLESS STEEL €	EN 442		▲▽ t.c. cm	Height H cm	Width L cm	Weight M Kg	Volume V dm³	MIXED VERSION *(EHE cl.II) with:		
			Δt 50 K watt	Δt 30 K watt						cable ⁰ €	W	digital thermostat €
PLATT INOX	80-49	1012,20	388	199	45	80	52	12,1	3,4	-	-	-
PLATT INOX	130-49	1326,20	610	314	45	130	52	18,6	5,2	-	-	-
PLATT INOX	130-56	1428,30	697	359	52	130	59	21,3	6,5	-	-	-
PLATT INOX	130-63	1530,40	784	403	59	130	66	23,8	6,8	-	-	-
PLATT INOX	180-35	1460,50	584	300	31	180	38	18,2	5,0	-	-	-
PLATT INOX	180-49	1624,90	817	420	45	180	52	25,4	7,0	-	-	-
PLATT INOX	180-56	1747,70	934	480	52	180	59	29,1	8,0	-	-	-
PLATT INOX	180-63	1870,50	1051	540	59	180	66	32,7	9,0	-	-	-
										E.H.E. into G		
PLATT INOX	84-50	1084,70	427	219	46,8	84	53	12,5	3,8	89,90	400	152,20
PLATT INOX	133-50	1422,50	645	331	46,8	133	53	19,9	5,9	93,70	650	156,00
PLATT INOX	140-60	1508,40	810	416	56,8	140	63	25,1	7,5	97,90	800	160,20

Stainless steel towel bar as standard for Platt Inox

Δt 40K = Watt Δt 50K x 0,755

*TR accessory or mixed valve
 Radio frequency chronothermostat p.227

MAXIMUM OPERATING PRESSURE 6 BAR

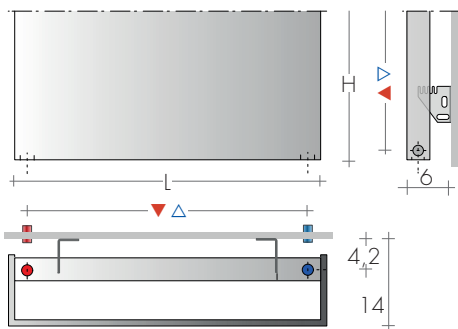
STANDARD PRODUCTION
 Brushed stainless steel surfaces
 Tolerance ± 3mm - Air vent ø1/8"

PRODUCTION ON REQUEST
 Polished stainless steel version
 Electric version e.Platt, page 260

+20% STANDARD FITTING
 EG ø 1/2"
 Fittings on request, page 287

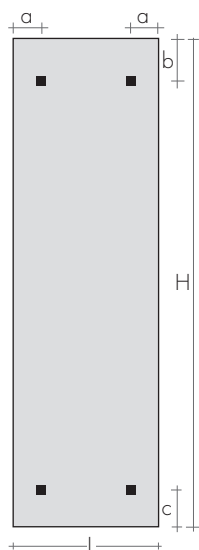


TAPPING CENTRES



Vertical fittings $\blacktriangle \nabla = L-4$ cm

On request side fittings $\blacktriangle \nabla = H-3,2$ cm
Art. AS 75,50€



FIXINGS
Brackets included



EOS brackets

Platt Inox Hcm	a cm	b cm	c cm
80, 130, 180	7	8	11
84, 133, 140	6	6,5	5



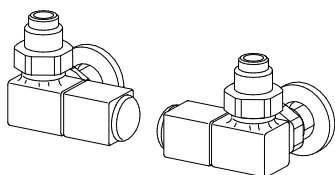
PLATT INOX 180-35

RECOMMENDED VALVES

CHROME PLATED VALVES KIT WITH:

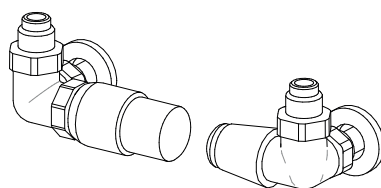
- n°2 Valves with O-ring Tangs
- n°2 Fittings (multilayer ø16, copper ø12,14)
- n°2 Round washers

On request: Polished stainless tube cover
(to be cut to right size) Art. CA18 10,80€



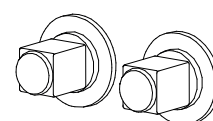
SIDE CONTROL QUADRA VALVE KIT
page 279 Art. KQL 166,30€
CHROME-PLATED SATIN FINISH page 275

ANGLED MINI VALVES KIT page 278
chrome-plated Art. KMS107,80€



SIDE CONTROL TON VALVES KIT with
THERMOSTATIC head Art. KTL 177,10€
SIDE CONTROL TON VALVES KIT
page 277 Art. KVL 130,90€

REMOTE FITTINGS Art. REM 36,60€
at the rear $\blacktriangle \nabla L-5$ cm



REMOTE VALVES ASSEMBLY KIT p. 281 with:
- n°2 Fittings (multilayer ø16, copper ø12,14)

REMOTE QUADRA VALVES ASSEMBLY KIT
Art. KQG 167,70€
REMOTE TON VALVES ASSEMBLY KIT with
THERMOSTATIC head Art. KVG 199,80€

2,5€



PLATT GILDED/SILVER LEAF

PRICE FROM 1.07.2022 **+15%**

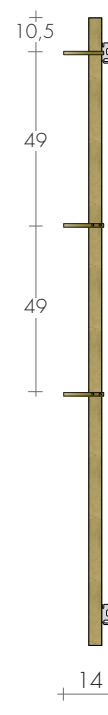

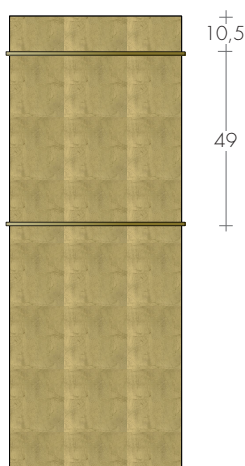

Light aesthetics in minimalist form, intense colours never of marginal importance in

the room. And more! PLATT heated towel rails can also be provided with gilded (FO)

or (FA) silver leaf finish on request for even greater scenic effect.

DIMENSIONS

Width 38 / 52 / 53 / 59 / 63 / 66 cm
Height 80 / 84 / 130 / 133 / 140 / 180 cm
Depth 11,5 cm
Depth from wall 14 cm



PLATT FO/FA 80 - 49
PLATT FO/FA 84 - 50

PLATT FO/FA 130 -...
PLATT FO/FA 133-50 / 140-60

PLATT FO/FA 180 -...

MODEL	HL cm	VERSIONS Leaf		EN 442		▲▽ t.c. cm	Height H cm	Width L cm	Weight M Kg	Volume V dm³	MIXED VERSION*(EHE cl.II) with:		
		Golded /	Silver	Δt 50 K	Δt 30 K						cable ^o €	W	digital thermostat €
PLATT FO/FA	80-49	1344,00		388	199	45	80	52	12,1	3,4	-	-	-
PLATT FO/FA	80-56	1427,70		443	227	52	80	59	13,9	3,9	-	-	-
PLATT FO/FA	130-49	1732,00		610	314	45	130	52	18,6	5,2	-	-	-
PLATT FO/FA	130-56	1835,80		697	359	52	130	59	21,3	6,5	-	-	-
PLATT FO/FA	130-63	1939,20		784	403	59	130	66	23,8	6,8	-	-	-
PLATT FO/FA	180-35	1996,80		584	300	31	180	38	18,2	5,0	-	-	-
PLATT FO/FA	180-49	2198,20		817	420	45	180	52	25,4	7,0	-	-	-
PLATT FO/FA	180-56	2326,50		934	480	52	180	59	29,1	8,0	-	-	-
PLATT FO/FA	180-63	2454,50		1051	540	59	180	66	32,7	9,0	-	-	-
PLATT FO/FA	84-50	1402,60		427	219	46,8	84	53	12,5	3,8	89,90	400	152,20
PLATT FO/FA	133-50	1852,80		645	331	46,8	133	53	19,9	5,9	93,70	650	156,00
PLATT FO/FA	140-60	2102,30		810	316	56,8	140	63	25,1	7,5	97,90	800	160,20

Towel bar in BRO019 color for gilded leaf,
in BRO002 color for silver leaf as standard.
Gilded/silver leaf towel bar extra (each) 131,20

Δt 40K = W_{att} Δt 50K x 0,755

*TR accessory or mixed valve
^oRadio frequency chronothermostat p.227

MAXIMUM OPERATING PRESSURE 6 BAR

STANDARD PRODUCTION
FO gilded - FA silver leaf finis.
Painted towel bars - Air vent ø 1/8"

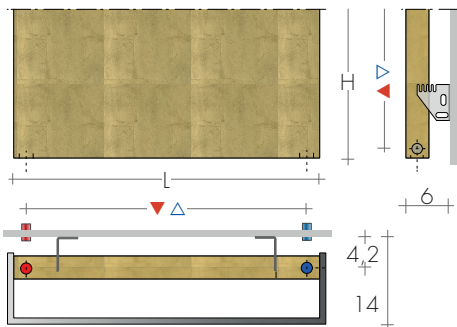
PRODUCTION ON REQUEST
Gilded/Silver leaf finish valves
Towel bar in gilded leaf /silver leaf

page 275

STANDARD FITTING
EG ø 1/2"
Electric version e.Platt, page 260

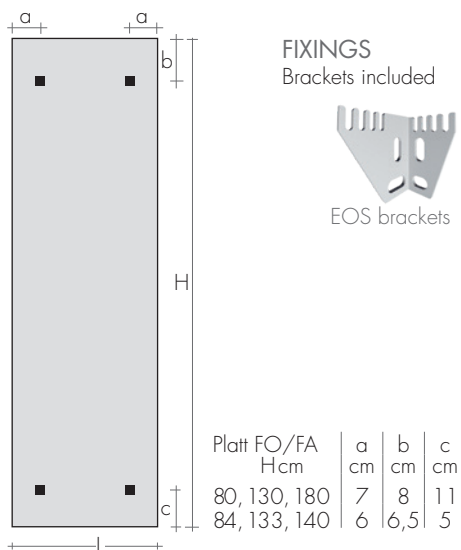


TAPPING CENTRES



Vertical fittings ▲▽ = L-4 cm

On request side fittings ▲▽ = H-3,2 cm
Art. AS 75,50€



FIXINGS
Brackets included



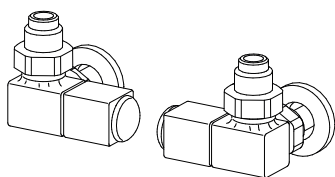
PLATT FO 130-56

RECOMMENDED VALVES

CHROME PLATED VALVES KIT WITH:

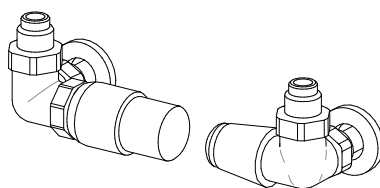
- n°2 Valves with O-ring Tangs
- n°2 Fittings (multilayer ø16, copper ø12,14)
- n°2 Round washers

On request: Polished stainless tube cover
(to be cut to right size) Art. CA18 10,80€



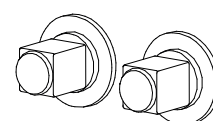
SIDE CONTROL QUADRA VALVES KIT
page 279 Art. KQL 166,30€
BREM color list extra 46,40€

VALVES IN GILDED/SILVER LEAF FINISH
page 275 extra 170,00€



SIDE CONTROL TON VALVES KIT with
THERMOSTATIC head Art. KTL 177,10€
SIDE CONTROL TON VALVES KIT
page 277 Art. KVL 130,90€

REMOTE FITTINGS at the rear ▲▽ L-5cm Art. REM 36,60€



2,5€

REMOTE VALVES ASSEMBLY KIT p. 281 with:
- n°2 Fittings (multilayer ø16, copper ø12,14)

REMOTE QUADRA VALVES ASSEMBLY KIT
Art. KQG 167,70€

REMOTE TON VALVES ASSEMBLY KIT with
THERMOSTATIC head Art. KVGT 199,80€

UNI-PLATT / UNI-LAM PRICE FROM 1.07.2022 **+15%**

design Francesca Mocchi


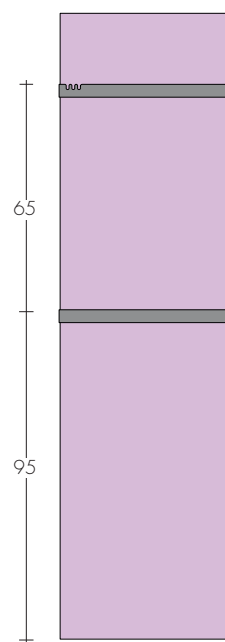
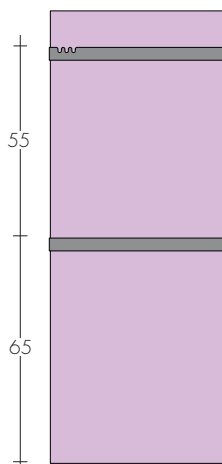
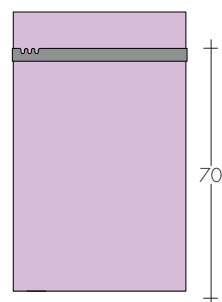
The simplicity of UNI-PLATT plate, in one color from Brem colors list, the usefull upper

handle complete with hooks for bathrobes, painted in the same color of the towel rail.

On request, the handles are painted in a color different from the plate or chrome-plated

DIMENSIONS

Width 43,5 / 50,5 / 51,5 / 57,5 / 61,5 cm
 Height 77 / 80 / 126 / 130 / 140 / 180 cm
 Depth 11 cm
 Depth from wall 14 cm



UNI-PLATT 80-49
UNI-PLATT 77-50

UNI-PLATT 126-50/130-...
UNI-PLATT 140-60

UNI-PLATT 180-...

MODEL	HL cm	white sablé standard €	EN 442		▲ ▽ t.c. cm	Height H cm	Width L cm	Weight M Kg	Volume V dm ³	MIXED version*(EHE cl.II) with :		
			Δt 50 K watt	Δt 30 K watt						cable [◊] €	digital thermostat W	digital thermostat €
UNI-PLATT 80-49	80-49	591,10	388	199	45	80	50,5	12,1	3,4	-	-	-
UNI-PLATT 130-49	130-49	778,90	610	314	45	130	50,5	18,6	5,2	-	-	-
UNI-PLATT 130-56	130-56	839,50	697	358	52	130	57,5	21,3	5,9	-	-	-
UNI-PLATT 180-42	180-42	878,30	701	360	38	180	43,5	21,8	6,0	-	-	-
UNI-PLATT 180-49	180-49	942,30	817	420	45	180	50,5	25,4	7,0	-	-	-
UNI-PLATT 180-56	180-56	1015,10	934	480	52	180	57,5	29,1	8,0	-	-	-
UNI-PLATT 77-50	77-50	617,10	395	208	46,8	77	51,5	11,5	3,4	89,90	400	152,20
UNI-PLATT 126-50	126-50	845,80	614	323	46,8	126	51,5	18,9	5,6	93,70	650	156,00
UNI-PLATT 140-60	140-60	974,60	810	416	56,8	140	61,5	25,1	6,7	97,90	800	160,20
UNI-LAM 80-49	80-49	593,50	619	318	45	80	50,5	19,1	3,4	-	-	-
UNI-LAM 120-49	120-49	787,30	863	444	45	120	50,5	29,2	4,9	-	-	-

Ready in stock Δt 40K = Watt Δt 50Kx0,755

*TR accessory or mixed valve
◊Radio frequency chronothermostat p.227



Standard towel bar UNI: - standard white SB9016
- grey sablé SB 7039 - sablé black SB9005
- same color ordered with the radiator



Additional towel bar UNI white (each) 61,60€
Towel bar UNI in different Brem colour from plate
extra (each) 31,40€



Chrome-plated towel bar extra (each) 73,10€
Additional Chrome-plated towel bar (each) 134,7€

STANDARD PRODUCTION

White "sablé" BREM paintwork - Air vent ø1/8"
Maximum operating pressure 6 bar

PRODUCTION ON REQUEST

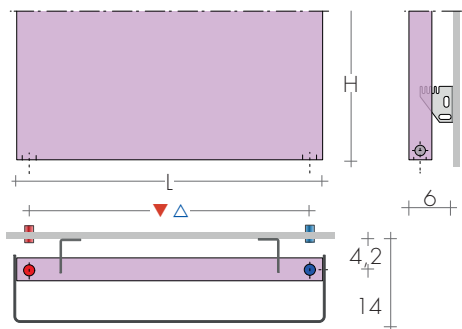
Paint to Brem color list with colored brackets +15/25%

STANDARD FITTING

EG ø1/2"
Electric version e.Uni-Platt p. 261



TAPPING CENTRES



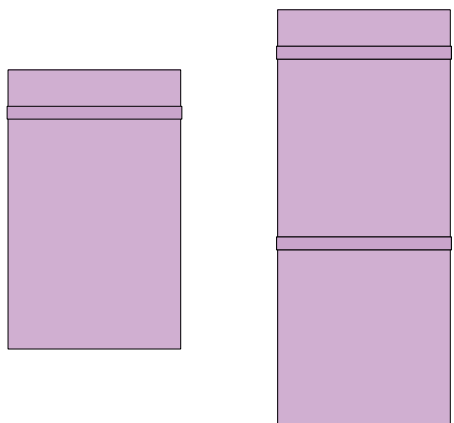
Vertical fittings ▲▽ = L-4 cm

On request side fittings ▲▽ = H-3,2 cm

Art. AS 75,50€

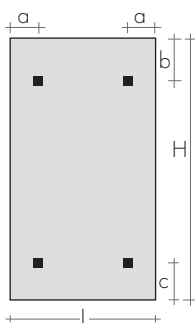
UNI-LAM

Towel rails similar to Uni-Platt, but with simple towel bar UL and fins at rear.



UNI-LAM 80-49

UNI-LAM 120-49



FIXINGS
Brackets included



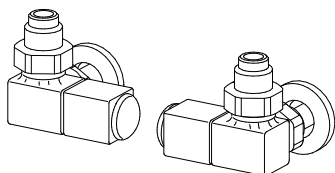
Uni-Platt/Lam Hcm	a cm	b cm	c cm
80, 130, 180	7	8	11
77, 126, 140	6	6,5	5

RECOMMENDED VALVES

CHROME PLATED VALVES KIT WITH:

- n°2 Valves with O-ring Tangs
- n°2 Fittings (multilayer ø16, copper ø12,14)
- n°2 Round washers

On request: Polished stainless tube cover
(to be cut to right size) Art. CA18 10,80€



SIDE CONTROL QUADRA VALVES KIT

page 279

BREM color list

Art. KQL

extra

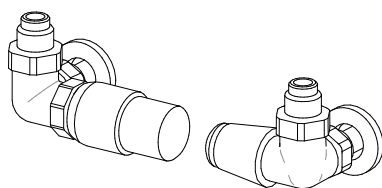
166,30€

46,40€

ANGLED MINI VALVES KIT

page 278

chrome-plated or white color Art. KMS107,80€



SIDE CONTROL TON VALVES KIT with THERMOSTATIC head

Art. KTL 177,10€

SIDE CONTROL TON VALVES KIT

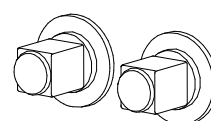
page 277

Art. KVL 130,90€

REMOTE FITTINGS

Art. REM 36,60€

at the rear ▲▽ L-5cm



2,5€



REMOTE VALVES ASSEMBLY KIT p. 281 with:
- n°2 Fittings (multilayer ø16, copper ø12,14)

REMOTE QUADRA VALVES ASSEMBLY KIT

Art. KQG 167,70€

REMOTE TON VALVES ASSEMBLY KIT with THERMOSTATIC head

Art. KVT 199,80€



UNI-PLATT 130-49



UNI-LAM 120-49

INDEX TubesDESIGN

RADIATORS WITH TUBES

RADIATORS COLLECTION

	page
RAW	170
FORM	172
GRATA	182
WIND	186
KUADRUM	190

TOWEL-HEATER COLLECTION

	page
RAW	194
CANNUCCIA	196
CLIP	198
ALCOVA	200
EYE	202
MAHN	204
PLUS 12	206
START	208
SHAR	212
PLUS 20	214
GUGLIA	216
KUAD	218
PLANK	220
DIVIS	222



design Davide Diliberto

RAW a particularly iconic product, its curved 25 mm diameter tubes have been

assembled and welded to form box shapes with an attractive diagonal cross in the centre.

Form without form, three dimensional and yet empty, a framework.

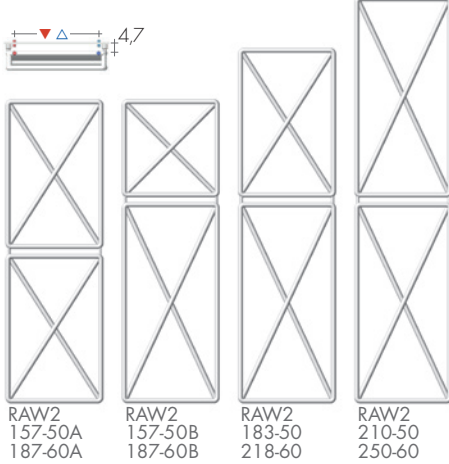


**A'DESIGN AWARD
WINNER 2019
GOLD**

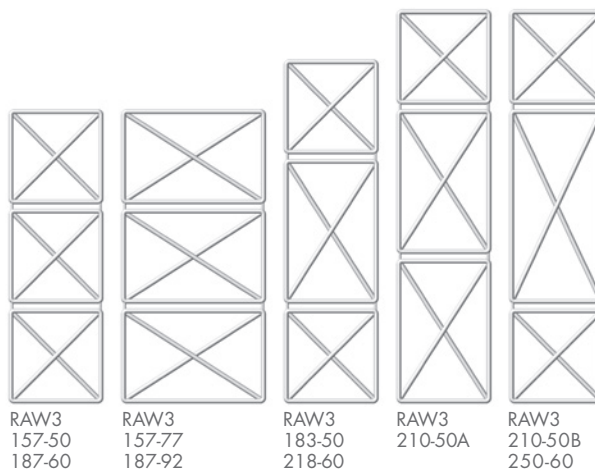
DIMENSIONS

Width : 50/60/77/92/104 cm
Height : 157/183/187/210/218/250 cm
Depth : 10 cm
Depth from wall : 13,5 cm

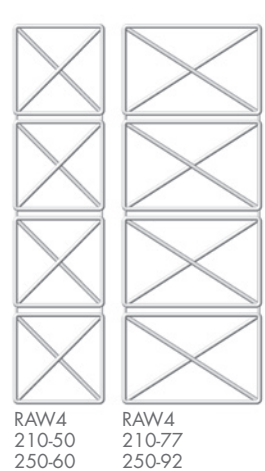
RAW2



RAW3



RAW4



VERTICAL MODELS

MODELS 50	H/L cm	white sablé standard SB9016 €	EN 442		▲ ▽ t.c. cm	Height H cm	Width L cm	Weight M kg	Volume V dm ³	MIXED Version* (EHE cl.II) with sleeve and: cable ^o digital thermostat		
			Δt 50 K watt	Δt 30 K watt						€	W	€
RAW2	157-50A	978,40	712	379	42	156,5	50,5	11,1	5,5	118,80	800	181,10
RAW2	157-50B	978,40	717	381	42	156,5	50,5	11,1	5,4	118,80	800	181,10
RAW2	183-50	1007,60	782	416	42	183	50,5	12,3	6,0	118,80	800	181,10
RAW2	210-50	1048,30	846	450	42	209,5	50,5	13,5	6,6	121,90	900	184,20
RAW3	157-50	1223,00	868	462	42	156,5	50,5	13,2	6,4	121,90	900	184,20
RAW3	157-77	1281,30	1077	573	68,5	156,5	77	16,6	8,2	129,20	1200	191,50
RAW3	183-50	1246,30	938	499	42	183	50,5	14,3	7,0	121,90	900	184,20
RAW3	210-50A	1258,00	1003	534	42	209,5	50,5	15,5	7,6	-	-	-
RAW3	210-50B	1258,00	1007	536	42	209,5	50,5	15,5	7,6	-	-	-
RAW4	210-50	1572,50	1159	617	42	209,5	50,5	17,6	8,6	129,20	1200	191,50
RAW4	210-77	1654,00	1437	765	68,5	209,5	77	22,2	10,9	138,60	1500	200,90
MODELS 60												
RAW2	187-60A	1096,00	850	452	52	186,5	60,5	16,6	6,1	121,90	900	184,20
RAW2	187-60B	1096,00	850	452	52	186,5	60,5	16,6	6,1	121,90	900	184,20
RAW2	218-60	1128,70	932	496	52	218	60,5	18,4	6,7	121,90	900	184,20
RAW2	250-60	1174,10	1009	537	52	249,5	60,5	20,1	7,4	129,20	1200	191,50
RAW3	187-60	1369,80	1037	552	52	186,5	60,5	19,8	7,2	-	-	-
RAW3	187-92	1435,10	1285	684	83,5	186,5	92	24,9	9,1	129,20	1200	191,50
RAW3	218-60	1395,40	1120	596	52	218	60,5	21,5	7,8	129,20	1200	191,50
RAW3	250-60	1409,40	1197	637	52	249,5	60,5	23,2	8,5	129,20	1200	191,50
RAW4	250-60	1656,40	1384	736	52	249,5	60,5	26,4	9,6	138,60	1500	200,90
RAW4	250-92	1852,00	1715	912	83,5	249,5	92	33,2	12,2	138,60	1500	200,90

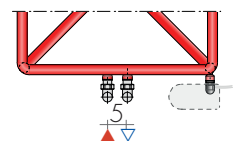
Other RAW measurements page 194

Ready Stock

(Δt 40K = W Δt 50Kx0,755)

^oRadio frequency chronothermostat p.227

MIXED VERSION*
fittings EG ▲ ▽ 5 cm



STANDARD PRODUCTION

White "sablé" paintwork - white B35 brackets
Tolerance ± 3mm - Air vent ø 1/8"
MAXIMUM OPERATING PRESSURE 8 BAR

PRODUCTION ON REQUEST

Paintwork to BREM color list with colored B35 brackets +15/25%
Electric version, e.Raw page 263

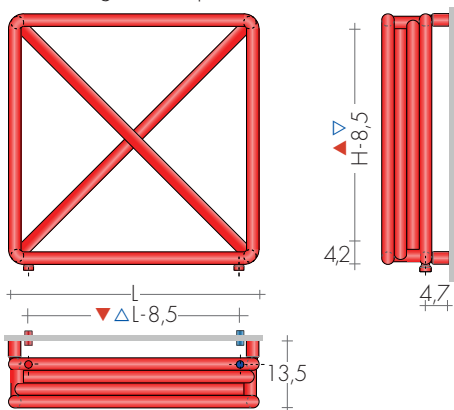
STANDARD FITTING EG ø 1/2"

Fittings 3/8" on request
Feet and dividers, on request
Special fittings, page 286



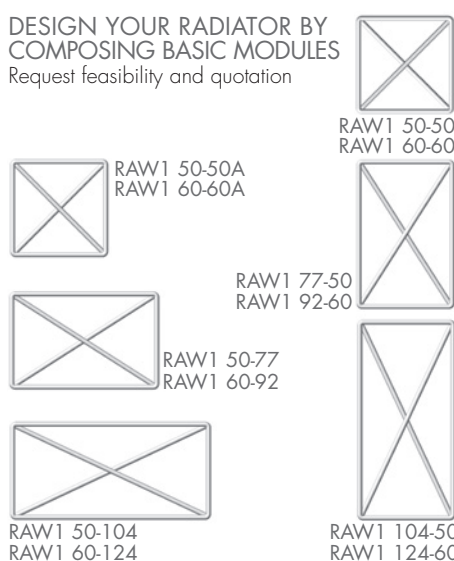
TAPPING CENTRES

EG vertical standard fittings
Side fittings, on request without extra



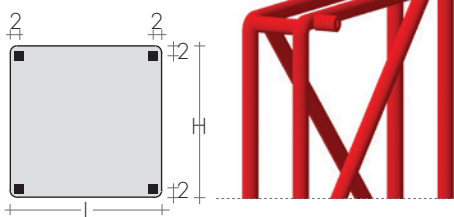
DESIGN YOUR RADIATOR BY COMPOSING BASIC MODULES

Request feasibility and quotation



FIXINGS

Brackets included

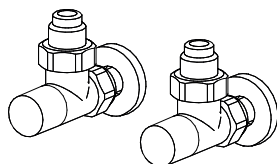


RECOMMENDED VALVES

CHROME PLATED VALVES KIT WITH:

- n°2 Valves with O-ring Tangs
- n°2 Fittings (multilayer ø16, copper ø12,14)
- n°2 Round washers

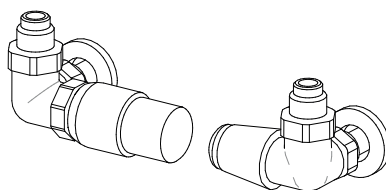
On request: Polished stainless tube cover (to be cut to right size) Art. CA18 10,80€



ANGLED MINI VALVES KIT page 278
chrome-plated or white color Art. KMS 107,80€

ANGLED QUADRA VALVES KIT

page 279 Art. KQS 156,60€
extra for BREM color list 46,40€

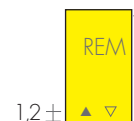


SIDE CONTROL TON VALVES KIT with THERMOSTATIC head Art. KTL 177,10€

SIDE CONTROL TON VALVES KIT page 277 Art. KVL 130,90€

REMOTE FITTINGS

at the rear: ▲▼ EG Art. REM 36,60€



REMOTE VALVES ASSEMBLY KIT p. 281 with:
- n°2 Fittings (multilayer ø16, copper ø12,14)

REMOTE TON VALVES ASSEMBLY KIT Art. KVG 153,60€

REMOTE TON VALVES ASSEMBLY KIT with THERMOSTATIC head Art. KVGT 199,80€

The design of the FORM radiator pays a lot of attention not only on the shape of the

manifolds and the extremely reduced sizes of the radiating tubes, but also on the high

technology applied in its construction which allows an impeccable finish.

MODEL F...H

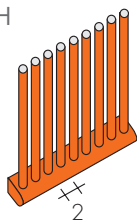
with vertical radiating tubes

H = from 60 to 300 cm (every 20 cm)

L = from 20 to 116 cm (every 6 cm)

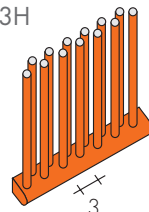
Metal reinforced on radiator backs for heights greater than 80 cm.

F2H




1 tube every 2 cm

F3H



2 tubes every 3 cm



MODEL F...V

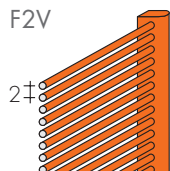
with horizontal radiating tubes

H = from 20 to 116 cm (every 6 cm)

L = from 60 to 300 cm (every 20 cm)

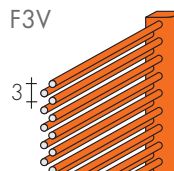
Metal reinforced on radiator backs for lengths greater than 80 cm.

F2V




1 tube every 2 cm

F3V



2 tubes every 3 cm



FORM F2V 62-280

STANDARD PRODUCTION

SB9016 white sablé paintwork, M4 brackets

Air vent \varnothing 1/8" - Tolerance \pm 3 mm

MAXIMUM OPERATING PRESSURE, 8 BAR

PRODUCTION ON REQUEST

Paintwork to Brem color list with

chrome-plated M4 brackets

Made-to-measure, by estimate

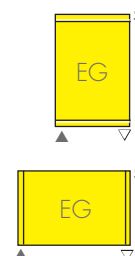
+15/25%

STANDARD FITTINGS

EG \varnothing 1/2", on request 3/8"

Fittings AC or BD on request

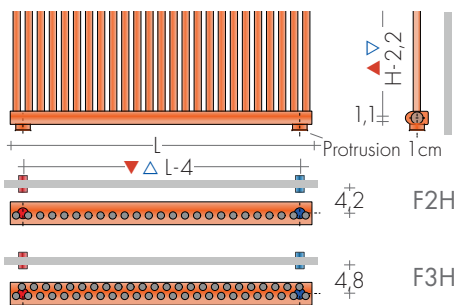
Special fittings, page 286



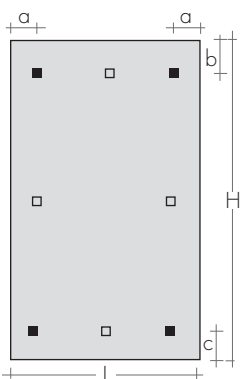
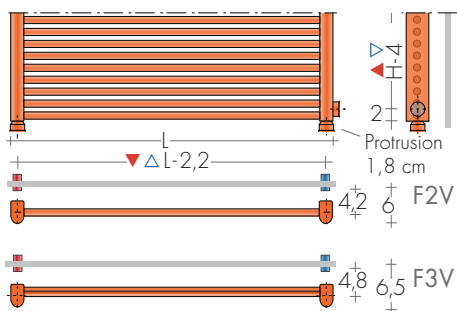
TAPPING CENTRES

EG vertical standard fittings, side fittings on request without extra

MODEL FH



MODEL FV



FIXINGS
Brackets included



Mod.	a cm	b cm	c cm
FH	4	3,5	3,5
FV	3,5	4	4

□ from H or L 210 cm



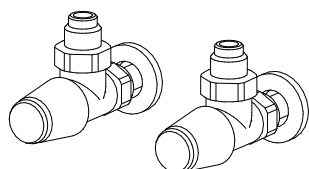
FORM F2H 240-62

RECOMMENDED VALVES

CHROME PLATED VALVES KIT WITH:

- n°2 Valves with O-ring Tangs
- n°2 Fittings (multilayer ø16, copper ø12,14)
- n°2 Round washers

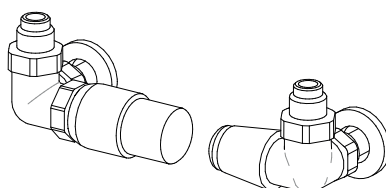
On request: Polished stainless tube cover (to be cut to right size) Art. CA18 10,80€



ANGLED TON VALVES KIT page 277

Art. KVS 119,20€

ANGLED MINI VALVES KIT page 278
chrome-plated or white color Art. KMS 107,80€



SIDE CONTROL TON VALVES KIT with THERMOSTATIC head Art. KTL 177,10€

ANGLED TON VALVES KIT with THERMOSTATIC head Art. KTS 165,50€

REMOTE FITTINGS Art.REM 36,60€
Remote fittings at the rear: ▲▼ EG



1,1±



REMOTE VALVES ASSEMBLY KIT p. 281 with:
- n°2 Fittings (multilayer ø16, copper ø12,14)

REMOTE TON VALVES ASSEMBLY KIT Art. KVG 153,60€

REMOTE TON VALVES ASSEMBLY KIT with THERMOSTATIC head Art. KVGT 199,80€

FORM F2H

PRICE FROM 1.07.2022 **+15%**

MOD.	L cm	EN 442 Watt Δt 50K (Δt 40K = $W \times 0,755$) - (Δt 30K = $W \times 0,526$)													
		20	26	32	38	44	50	56	62	68	74	80	86	92	98
H cm	(n° t)	(10t)	(13t)	(16t)	(19t)	(22t)	(25t)	(28t)	(31t)	(34t)	(37t)	(40t)	(43t)	(46t)	(49t)
▲▽ cm		16	22	28	34	40	46	52	58	64	70	76	82	88	94
F2H 60	€	237,10 158w	268,90 206w	293,80 254w	317,20 302w	341,50 349w	370,50 397w	415,50 445w	463,70 492w	488,20 540w	507,90 588w	543,20 635w	576,10 683w	615,70 730w	652,60 778w
F2H 80	€	252,60 213w	283,50 276w	310,20 340w	336,80 404w	360,20 468w	390,90 532w	435,80 595w	489,10 659w	536,90 723w	586,20 787w	624,20 850w	662,80 914w	693,50 978w	726,30 1042w
F2H 100	€	258,80 266w	293,80 345w	320,20 425w	347,00 505w	372,50 584w	404,00 664w	454,20 744w	505,50 823w	553,50 903w	604,80 983w	657,00 1062w	705,90 1142w	755,10 1222w	806,40 1301w
F2H 120	€	276,20 317w	313,20 412w	340,80 508w	369,50 603w	395,10 698w	429,30 793w	482,20 888w	534,80 983w	589,30 1078w	642,50 1174w	695,70 1269w	750,20 1364w	802,10 1459w	857,20 1554w
F2H 140	€	296,90 368w	336,80 478w	367,10 588w	395,10 698w	426,70 809w	459,40 919w	516,50 1029w	575,00 1140w	631,20 1250w	689,90 1360w	747,80 1470w	804,30 1581w	862,30 1691w	920,50 1801w
F2H 160	€	334,70 417w	377,40 542w	411,20 667w	445,30 792w	477,80 917w	516,50 1042w	581,30 1166w	645,60 1291w	709,30 1416w	772,50 1541w	838,80 1666w	904,50 1791w	967,90 1916w	1033,20 2041w
F2H 180	€	369,50 464w	416,20 603w	453,30 742w	491,20 882w	530,10 1021w	572,70 1160w	643,30 1299w	715,20 1438w	786,90 1578w	858,50 1717w	929,30 1856w	1001,60 1995w	1073,40 2134w	1143,90 2274w
F2H 190	€	387,10 486w	436,60 632w	475,70 778w	514,90 923w	553,50 1069w	600,50 1215w	673,20 1361w	750,20 1507w	823,60 1652w	898,70 1798w	975,00 1944w	1048,80 2090w	1122,20 2236w	1198,40 2381w
F2H 200	€	404,00 510w	455,20 663w	497,40 816w	538,40 969w	578,40 1122w	627,10 1275w	704,70 1427w	782,90 1580w	860,80 1733w	939,00 1886w	1018,20 2039w	1096,70 2192w	1174,70 2345w	1250,30 2498w
F2H 210	€	419,80 532w	474,80 692w	516,50 852w	561,60 1012w	602,80 1171w	652,60 1331w	733,50 1491w	816,40 1650w	896,60 1810w	978,20 1970w	1058,70 2130w	1140,80 2289w	1221,50 2449w	1302,60 2609w
F2H 220	€	435,80 554w	494,50 720w	536,90 887w	582,40 1053w	626,50 1219w	678,30 1386w	763,30 1552w	847,30 1718w	929,30 1884w	1015,80 2051w	1101,00 2217w	1184,80 2383w	1270,50 2549w	1354,60 2716w
F2H 240	€	469,60 597w	531,00 776w	577,10 955w	625,10 1134w	672,30 1313w	728,60 1493w	818,70 1672w	907,40 1851w	997,70 2030w	1088,60 2209w	1180,50 2388w	1270,50 2567w	1362,10 2746w	1453,00 2925w
F2H 260	€	513,50 638w	581,30 830w	632,50 1021w	685,30 1213w	736,60 1404w	798,10 1596w	895,00 1788w	993,40 1979w	1092,70 2171w	1216,50 2362w	1293,20 2554w	1392,30 2745w	1490,70 2937w	1590,00 3128w
F2H 280	€	558,80 678w	631,20 881w	688,50 1085w	744,80 1288w	801,10 1492w	866,80 1695w	975,90 1898w	1081,20 2102w	1189,40 2305w	1323,70 2509w	1409,10 2712w	1517,30 2915w	1623,60 3119w	1731,10 3322w
F2H 300	€	606,80 716w	687,70 931w	748,90 1146w	809,20 1361w	870,90 1576w	943,30 1791w	1060,20 2005w	1177,50 2220w	1295,30 2435w	1439,60 2650w	1531,70 2865w	1650,40 3080w	1766,70 3295w	1884,50 3509w

Δt different from 50 K: consult Technical data Brem

HOW TO ORDER

State:
model, height and width in cm;
fitting and color if different from standard.

Mod. Form pitch horizontal manifold height cm length cm

F2H 200 - 50

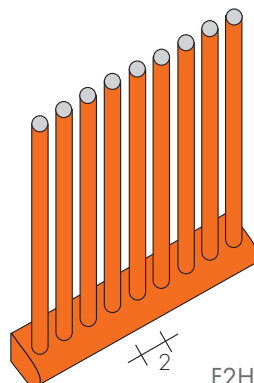
eg. : F2H 200-50, AC \varnothing 3/8", RAL 3003

PRODUCTION ON REQUEST

Thermal output and prices by interpolation:
- length of manifolds every 2 cm
- height of radiating tubes every 10 cm

Made-to-measure (± 3 mm)

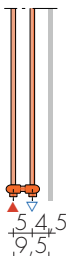
Sizes over 3 m: price on request
Size every 1 cm: increased size +20%



F2H

DOUBLE VERSION FDH is obtained
by joining two F2H radiators
FDH price : F2H x 2 + 111,40€
Thermal output FDH: F2H x 1,60

Standard EG fitting: delivery on left,
at front; return on right, at rear.



FORM F3H

PRICE FROM 1.07.2022 **+15%**

MOD.	L cm	EN 442 Watt Δt 50K (Δt 40K = $W \times 0,755$) - (Δt 30K = $W \times 0,526$)													
		20	26	32	38	44	50	56	62	68	74	80	86	92	98
H cm (n°t)		(13t)	(17t)	(21t)	(25t)	(29t)	(33t)	(37t)	(41t)	(45t)	(49t)	(53t)	(57t)	(61t)	(65t)
▲▼ cm		16	22	28	34	40	46	52	58	64	70	76	82	88	94
F3H 60	€	310,20 168w	352,00 220w	385,50 272w	393,80 324w	472,50 376w	521,90 427w	589,30 479w	652,60 531w	694,80 583w	747,80 635w	788,00 687w	832,70 738w	874,90 790w	914,60 842w
F3H 80	€	327,40 228w	372,50 298w	407,50 368w	443,10 438w	499,00 509w	553,50 579w	623,20 649w	691,70 719w	760,30 789w	830,90 859w	901,40 930w	950,20 1000w	1007,80 1070w	1061,10 1140w
F3H 100	€	338,90 286w	384,60 375w	420,40 463w	455,20 551w	527,10 639w	571,20 727w	643,30 815w	713,10 903w	785,60 991w	857,20 1079w	930,30 1168w	1002,40 1256w	1073,40 1344w	1144,90 1432w
F3H 120	€	359,30 344w	408,10 450w	447,30 555w	484,60 661w	546,60 767w	608,90 873w	682,50 979w	758,00 1084w	834,00 1190w	910,90 1296w	986,60 1402w	1062,10 1507w	1138,80 1613w	1215,30 1719w
F3H 140	€	387,10 400w	439,20 523w	479,70 645w	520,70 768w	588,80 891w	657,00 1014w	731,60 1137w	813,30 1260w	896,60 1383w	978,20 1506w	1058,70 1629w	1140,80 1752w	1224,60 1875w	1307,50 1998w
F3H 160	€	433,80 454w	493,00 593w	538,40 733w	584,00 873w	660,70 1012w	737,50 1152w	822,90 1292w	915,60 1431w	1005,90 1571w	1096,70 1710w	1189,40 1850w	1283,10 1990w	1373,90 2129w	1465,20 2269w
F3H 180	€	478,80 506w	544,30 662w	596,60 818w	646,60 974w	730,40 1130w	816,40 1285w	910,90 1441w	1012,90 1597w	1114,10 1753w	1215,30 1909w	1316,70 2065w	1420,20 2220w	1521,40 2376w	1624,40 2532w
F3H 190	€	502,50 530w	571,20 694w	625,10 857w	678,30 1020w	766,40 1183w	856,20 1346w	954,70 1510w	1060,20 1673w	1166,10 1836w	1270,50 1999w	1380,10 2162w	1487,50 2326w	1592,90 2489w	1700,30 2652w
F3H 200	€	524,70 557w	596,60 729w	652,60 900w	708,00 1072w	800,10 1243w	895,00 1415w	996,50 1586w	1108,90 1758w	1218,60 1929w	1330,10 2101w	1443,70 2272w	1553,00 2444w	1663,80 2615w	1776,10 2787w
F3H 210	€	546,60 582w	622,00 761w	680,50 940w	737,50 1120w	832,70 1299w	931,10 1478w	1038,50 1657w	1154,20 1836w	1268,80 2015w	1386,10 2194w	1500,90 2374w	1617,50 2553w	1734,20 2732w	1848,80 2911w
F3H 220	€	567,60 607w	645,60 793w	705,90 980w	766,40 1167w	865,50 1353w	967,90 1540w	1078,20 1726w	1199,20 1913w	1316,70 2100w	1438,50 2286w	1560,00 2473w	1682,20 2660w	1802,90 2846w	1923,00 3033w
F3H 240	€	608,90 654w	692,80 855w	758,00 1057w	822,90 1258w	929,30 1459w	1042,70 1661w	1156,10 1862w	1283,10 2063w	1413,00 2265w	1543,60 2466w	1674,80 2667w	1803,80 2868w	1932,60 3070w	2061,70 3271w
F3H 260	€	667,00 700w	759,40 915w	830,90 1131w	901,40 1346w	1018,20 1562w	1143,10 1777w	1264,50 1992w	1405,90 2208w	1548,30 2423w	1723,00 2638w	1834,00 2854w	1975,50 3069w	2117,00 3285w	2257,00 3500w
F3H 280	€	726,30 744w	825,70 973w	902,50 1202w	981,30 1431w	1108,10 1660w	1243,10 1889w	1378,90 2118w	1530,50 2346w	1685,30 2575w	1874,50 2804w	1997,10 3033w	2149,60 3262w	2302,00 3491w	2456,60 3720w
F3H 300	€	789,90 787w	898,70 1029w	982,20 1271w	1066,40 1513w	1203,10 1755w	1352,70 1997w	1498,90 2239w	1665,60 2481w	1834,00 2723w	2041,00 2965w	2171,90 3207w	2340,90 3449w	2507,90 3691w	2673,30 3933w

Δt different from 50 K: consult Technical data Brem

PRODUCTION ON REQUEST

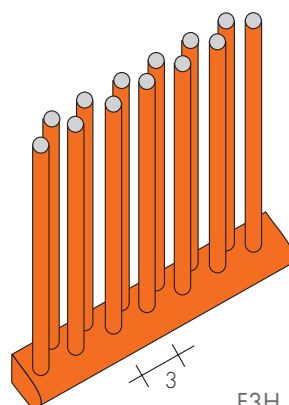
Thermal output and prices by interpolation:

- length of manifolds every 3 cm
- height of radiating tubes every 10 cm

Made-to-measure (± 3 mm)

Sizes over 3 m: price on request
Size every 1 cm: increased size +20%

Metal reinforced on backs for heights greater than 80 cm



F3H

FORM FH DIVIS can be used as:

- partition wall with feet and fixings (p. 289)
- partition wall with subtracted tubes
- barrier with selectable distance between columns.

- 15 cm H series foot Art. PF15 75,70€
- side fixings Art. F10 69,60€

On request, Form FH:
H 70 - 90 cm - L up to 2 m

FORM F2V

PRICE FROM 1.07.2022 **+15%**

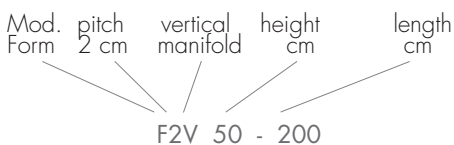
EN 442 Watt Δt 50K (Δt 40K = Wx0,755) - (Δt 30K = Wx0,526)

MOD. (n° t.)	L cm	Lengths/Longueurs												
		60	80	100	120	140	160	180	200	220	240	260	280	300
▲▼ cm		57,8	77,8	97,8	117,8	137,8	157,8	177,8	197,8	217,8	237,8	257,8	277,8	297,8
F2V 20 (10t)	€	237,10 156w	252,60 208w	258,80 260w	276,20 312w	296,90 364w	334,70 416w	369,50 468w	404,00 520w	435,80 572w	469,60 624w	513,50 676w	558,80 728w	606,80 780w
F2V 26 (13t)	€	268,90 203w	283,50 270w	293,80 338w	313,20 406w	336,80 473w	377,40 541w	416,20 608w	455,20 676w	494,50 744w	531,00 811w	581,30 879w	631,20 946w	687,70 1014w
F2V 32 (16t)	€	293,80 250w	310,20 334w	320,20 417w	340,80 500w	367,10 584w	411,20 667w	453,30 751w	497,40 834w	536,90 917w	577,10 1001w	632,50 1084w	688,50 1168w	748,90 1251w
F2V 38 (19t)	€	317,20 298w	336,80 397w	347,00 496w	369,50 595w	395,10 694w	445,30 794w	491,20 893w	538,40 992w	582,40 1091w	625,10 1190w	685,30 1290w	744,80 1389w	809,20 1488w
F2V 44 (22t)	€	341,50 344w	360,20 459w	372,50 574w	395,10 689w	426,70 804w	477,80 918w	530,10 1033w	578,40 1148w	626,50 1263w	672,30 1378w	736,60 1492w	801,10 1607w	870,90 1722w
F2V 50 (25t)	€	370,50 397w	390,90 529w	404,00 661w	429,30 793w	459,40 925w	516,50 1058w	572,70 1190w	627,10 1322w	678,30 1454w	728,60 1586w	798,10 1719w	866,80 1851w	943,30 1983w
F2V 56 (28t)	€	405,00 445w	414,70 593w	454,20 741w	482,20 889w	516,50 1037w	581,30 1186w	643,30 1334w	704,70 1482w	763,30 1630w	818,70 1778w	895,00 1927w	975,90 2075w	1060,20 2223w
F2V 62 (31t)	€	463,70 494w	489,10 658w	505,50 823w	534,80 988w	575,00 1152w	645,60 1317w	715,20 1481w	782,90 1646w	847,30 1811,00	907,40 1975w	993,40 2140w	1081,20 2304w	1177,50 2469w
F2V 68 (34t)	€	488,20 541w	536,90 722w	553,50 902w	589,30 1082w	631,20 1263w	709,30 1443w	786,90 1624w	860,80 1804w	929,30 1984w	997,70 2165w	1092,70 2345w	1189,40 2526w	1295,30 2706w
F2V 74 (37t)	€	507,90 590w	586,20 786w	604,80 983w	642,50 1180w	689,90 1376w	772,50 1573w	858,50 1769w	939,00 1966w	1015,80 2163w	1088,60 2359w	1216,50 2556w	1323,70 2752w	1439,60 2949w
F2V 80 (40t)	€	543,20 638w	624,20 850w	657,00 1063w	695,70 1276w	747,80 1488w	838,80 1701w	929,30 1913w	1018,20 2126w	1101,00 2339w	1180,50 2551w	1293,20 2764w	1409,10 2976w	1531,70 3189w
F2V 86 (43t)	€	576,10 686w	662,80 914w	705,90 1143w	750,20 1372w	804,30 1600w	904,50 1829w	1001,60 2057w	1096,70 2286w	1184,80 2515w	1270,50 2743w	1392,30 2972w	1517,30 3200w	1650,40 3429w
F2V 92 (46t)	€	615,70 733w	693,50 978w	755,10 1222w	802,10 1466w	862,30 1711w	967,90 1955w	1073,40 2200w	1174,70 2444w	1270,50 2688w	1362,10 2933w	1490,70 3177w	1623,60 3422w	1766,70 3666w
F2V 98 (49t)	€	652,60 781w	726,30 1042w	806,40 1302w	857,20 1562w	920,50 1823w	1033,20 2083w	1143,90 2344w	1250,30 2604w	1354,60 2864w	1453,00 3125w	1590,00 3385w	1731,10 3646w	1884,50 3906w
F2V 104 (52t)	€	682,50 829w	757,10 1105w	839,90 1381w	909,60 1657w	978,20 1933w	1098,20 2210w	1214,50 2486w	1331,10 2762w	1438,50 3038w	1543,60 3314w	1690,10 3591w	1840,80 3867w	2001,00 4143w
F2V 110 (55t)	€	713,10 877w	788,00 1169w	875,70 1461w	963,50 1753w	1036,80 2045w	1162,10 2338w	1288,00 2630w	1409,10 2922w	1524,20 3214w	1634,00 3506w	1789,80 3799w	1949,20 4091w	2120,90 4383w
F2V 116 (58t)	€	743,00 925w	820,40 1233w	922,00 1541w	1018,90 1849w	1092,70 2157w	1226,80 2466w	1359,80 2774w	1488,70 3082w	1610,60 3390w	1726,00 3698w	1891,70 4007w	2059,30 4315w	2238,70 4623w

Δt different from 50 K: consult Technical data Brem

HOW TO ORDER

State:
model, height and width in cm;
fitting and color if different from standard.

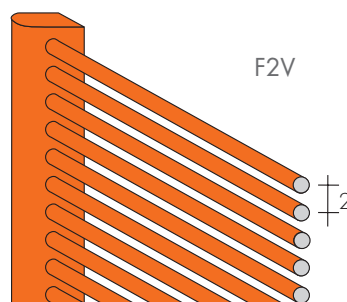


PRODUCTIONS ON REQUEST

Thermal output and prices by interpolation:
- height of manifolds every 2 cm
- length of radiating tubes every 10 cm

Made-to-measure (± 3 mm)

Sizes over 3 m: price on request
Size every 1 cm: increased size +20%



DOUBLE VERSION FDV

is obtained by joining two F2V radiators
FDV price F2V x 2 + 111,40€

Standard EG fitting (delivery on left, at front;
return on right, at rear).

Thermal output FDV: single radiator x 1,65

FORM F3V

PRICE FROM 1.07.2022 **+15%**

EN 442 Watt Δt 50K (Δt 40K = $W \times 0,755$) - (Δt 30K = $W \times 0,526$)

MOD. (n° t)	L cm	Lengths/Longueurs												
		60	80	100	120	140	160	180	200	220	240	260	280	300
F3V 20 (13t)	€	310,20 175w	327,40 233w	338,90 291w	359,30 349w	387,10 407w	433,80 466w	478,80 524w	524,70 582w	567,60 640w	608,90 698w	667,00 757w	726,30 815w	789,90 873w
F3V 26 (17t)	€	352,00 228w	372,50 304w	384,60 380w	408,10 456w	439,20 532w	493,00 608w	544,30 684w	596,60 760w	645,60 836w	692,80 912w	759,40 988w	825,70 1064w	898,70 1140w
F3V 32 (21t)	€	385,50 283w	407,50 377w	420,40 471w	447,30 565w	479,70 659w	538,40 754w	596,60 848w	652,60 942w	705,90 1036w	758,00 1130w	830,90 1225w	902,50 1319w	982,20 1413w
F3V 38 (25t)	€	417,30 337w	443,10 450w	455,20 562w	484,60 674w	520,70 787w	584,00 899w	646,60 1012w	708,00 1124w	766,40 1236w	822,90 1349w	901,40 1461w	981,30 1574w	1066,40 1686w
F3V 44 (29t)	€	472,50 388w	499,00 518w	514,90 647w	546,60 776w	588,80 906w	660,70 1035w	730,40 1165w	800,10 1294w	865,50 1423w	929,30 1553w	1018,20 1682w	1108,10 1812w	1203,10 1941w
F3V 50 (33t)	€	521,90 444w	553,50 592w	572,70 740w	608,90 888w	657,00 1036w	737,50 1184w	816,40 1332w	895,00 1480w	967,90 1628w	1042,70 1776w	1143,10 1924w	1243,10 2072w	1352,70 2220w
F3V 56 (37t)	€	589,30 500w	623,20 667w	643,30 834w	682,50 1001w	731,60 1168w	822,90 1334w	910,90 1501w	1018,20 1668w	1078,20 1835w	1156,10 2002w	1264,50 2168w	1378,90 2335w	1498,90 2502w
F3V 62 (41t)	€	652,60 555w	691,70 740w	713,10 925w	758,00 1110w	813,30 1295w	915,60 1480w	1012,90 1665w	1108,90 1850w	1199,20 2035w	1283,10 2220w	1405,90 2405w	1530,50 2590w	1665,60 2775w
F3V 68 (45t)	€	694,80 610w	760,30 814w	785,60 1017w	834,00 1220w	896,60 1424w	1005,90 1627w	1114,10 1831w	1218,60 2034w	1316,70 2237w	1413,00 2441w	1548,30 2644w	1685,30 2848w	1834,00 3051w
F3V 74 (49t)	€	747,80 665w	830,90 887w	857,20 1109w	910,90 1331w	978,20 1553w	1096,70 1774w	1215,30 1996w	1330,10 2218w	1438,50 2440w	1543,60 2662w	1723,00 2883w	1874,50 3105w	2041,00 3327w
F3V 80 (53t)	€	788,00 721w	901,40 961w	930,30 1201w	986,60 1441w	1058,70 1681w	1189,40 1922w	1316,70 2162w	1443,70 2402w	1560,00 2642w	1674,80 2882w	1871,30 3123w	1997,10 3363w	2162,00 3603w
F3V 86 (57t)	€	832,70 775w	950,20 1034w	1002,40 1292w	1062,10 1550w	1140,80 1809w	1283,10 2067w	1420,20 2326w	1553,00 2584w	1682,20 2842w	1803,80 3101w	1975,50 3359w	2149,60 3618w	2340,90 3876w
F3V 92 (61t)	€	874,90 830w	1007,80 1107w	1073,40 1384w	1138,80 1661w	1224,60 1938w	1373,90 2214w	1521,40 2491w	1663,80 2768w	1802,90 3045w	1932,60 3322w	2117,00 3598w	2302,00 3875w	2507,90 4152w
F3V 98 (65t)	€	914,60 885w	1061,10 1180w	1144,90 1475w	1215,30 1770w	1307,50 2065w	1465,20 2360w	1624,40 2655w	1776,10 2950w	1923,00 3245w	2061,70 3540w	2257,00 3835w	2456,60 4130w	2673,30 4425w
F3V 104 (69t)	€	964,80 940w	1094,80 1254w	1215,30 1567w	1292,00 1880w	1388,40 2194w	1556,10 2507w	1723,80 2821w	1888,90 3134w	2042,10 3447w	2189,80 3761w	2398,10 4074w	2611,80 4388w	2841,20 4701w
F3V 110 (73t)	€	1002,40 995w	1134,40 1327w	1275,90 1659w	1370,00 1991w	1470,20 2323w	1651,60 2654w	1829,30 2986w	2000,20 3318w	2164,60 3650w	2321,50 3982w	2542,40 4313w	2768,50 4645w	3011,00 4977w
F3V 116 (77t)	€	1048,80 1046w	1169,40 1395w	1340,30 1744w	1447,60 2093w	1552,20 2442w	1744,40 2790w	1930,50 3139w	2114,80 3488w	2286,60 3837w	2452,40 4186w	2686,70 4534w	2924,10 4883w	3182,30 5232w

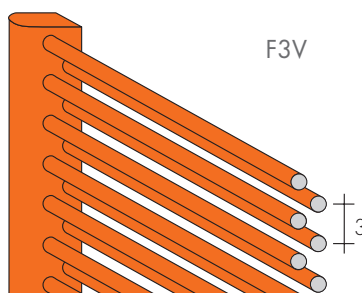
Δt different from 50 K: consult Technical data Brem

PRODUCTION ON REQUEST

Thermal output and prices by interpolation:
- height of manifolds every 3 cm
- length of radiating tubes every 10 cm

Made-to-measure (± 3 mm)

Sizes over 3 m: price on request
Size every 1 cm: increased size +20%




Metal reinforced on backs for lengths greater than 80 cm


The Form F2H and F2V radiator is also produced in an exclusive chrome plated

version to obtain a particular effect in the room. FORM CROM is produced as

standard in the sizes shown in the table (max sizes).



MOD. FHR



MOD. FVR

FORM CROM (t: vertical tubes)

MOD.	L cm	32	38	44	50	56	62	68
H cm	(n° t.)	(16t)	(19t)	(22t)	(25t)	(28t)	(31t)	(34t)
▲▽ cm		28	34	40	46	52	58	64
FHR 180	€	1534,00 594w	1661,40 706w	1789,80 817w	1936,80 928w	2177,10 1039w	2418,60 1150w	2659,10 1263w
FHR 190	€	1609,20 622w	1741,40 738w	1872,50 855w	2030,90 972w	2278,50 1089w	2534,30 1206w	2786,80 1322w
FHR 200	€	1680,70 653w	1820,10 775w	1955,50 898w	2120,90 1020w	2384,00 1142w	2646,90 1264w	2909,80 1386w

EN 442 Watt Δt 50K (Δt 40K = Wx0,755) - (Δt 30K = Wx0,526)

FORM CROM (t: horizontal tubes)

MOD.	L cm	60	80	100	120	140	160	180	200
H cm	(n° t.)	(16t)	(19t)	(22t)	(25t)	(28t)	(31t)	(34t)	(37t)
▲▽ cm		57,8	77,8	97,8	117,8	137,8	157,8	177,8	197,8
FVR 32	€	1144,90 200w	1208,80 267w	1217,20 334w	1270,00 400w	1322,50 467w	1439,60 534w	1534,00 601w	1680,70 667w
FVR 38	€	1237,00 238w	1312,80 318w	1318,70 397w	1366,80 476w	1422,10 555w	1557,90 635w	1661,40 714w	1820,10 794w
FVR 44	€	1332,60 275w	1404,60 367w	1417,20 459w	1461,60 551w	1536,20 643w	1672,70 734w	1789,80 826w	1955,50 918w
FVR 50	€	1445,10 318w	1524,30 423w	1535,70 529w	1589,70 634w	1653,90 740w	1808,00 846w	1936,80 952w	2120,90 1058w
FVR 56	€	1579,60 356w	1616,60 474w	1726,50 593w	1783,80 711w	1859,90 830w	2034,70 949w	2177,10 1067w	2384,00 1186w
FVR 62	€	1807,80 395w	1907,20 526w	1920,20 658w	1979,60 790w	2070,20 922w	2259,70 1054w	2418,60 1185w	2646,90 1317w
FVR 68	€	1879,20 433w	2068,10 578w	2103,40 722w	2180,90 866w	2272,50 1010w	2481,70 1154w	2659,10 1299w	2909,80 1443w

EN 442 Watt Δt 50K (Δt 40K = Wx0,755) - (Δt 30K = Wx0,526)

Lengths/Longueurs

Δt different from 50 K: consult Technical data Brem

STANDARD PRODUCTION

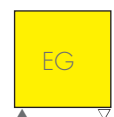
Chrome-plated brackets - Tolerance ± 3 mm
Chrome-plated air vent ø 1/8"
MAXIMUM OPERATING PRESSURE, 8 BAR.

PRODUCTION ON REQUEST

Ceiling brackets and feet page 285
Chrome-plated feet and fixings, by estimate

STANDARD FITTINGS

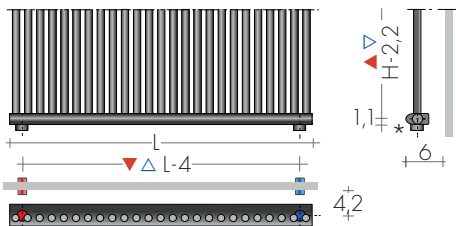
EG ø 1/2". On request 3/8"
Fittings AC or BD on request
Special fittings, page 286



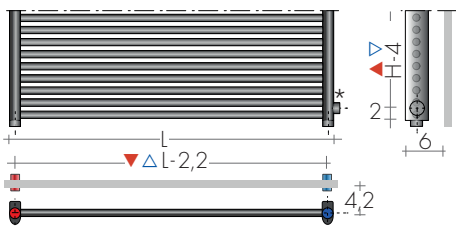
TAPPING CENTRES

EG vertical standard fittings
Side fittings, on request without extra

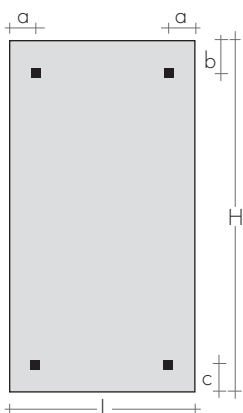
FHR MODEL



FVR MODEL



* Coupling protrusion 1 cm




FIXINGS
Brackets included



Art. M4C

Mod.	a cm	b cm	c cm
FH	4	3,5	3,5
FV	3,5	4	4



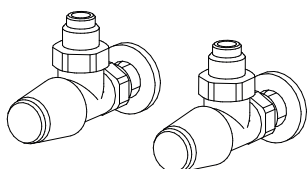
FORM GROM FHR 190/36

RECOMMENDED VALVES

CHROME PLATED VALVES KIT WITH:

- n°2 Valves with O-ring Tangs
- n°2 Fittings (multilayer ø16, copper ø12,14)
- n°2 Round washers

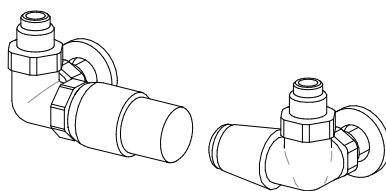
On request: Polished stainless tube cover
(to be cut to right size) Art. CA18 10,80€



ANGLED TON VALVES KIT
page 277

Art. KVS 119,20€

ANGLED MINI VALVES KIT page 278
chrome-plated or white color Art. KMS 107,80€



SIDE CONTROL TON VALVES KIT with
THERMOSTATIC head Art. KTL 177,10€

ANGLED TON VALVES KIT with
THERMOSTATIC head Art. KTS 165,50€

REMOTE FITTINGS Art.REM 36,60€
Remote fittings at the rear: ▲▼ EG



1,1±



REMOTE VALVES ASSEMBLY KIT p. 281 with:
- n°2 Fittings (multilayer ø16, copper ø12,14)

REMOTE TON VALVES ASSEMBLY KIT
Art. KVG 153,60€

REMOTE TON VALVES ASSEMBLY KIT with
THERMOSTATIC head Art. KVGt 199,80€

FORM ONDULATO

PRICE FROM 1.07.2022 **+15%**

The Form F2H radiator is standard produced in the FORM ONDULATO model with just

two curves: curvature is more accentuated in the upper part and less pronounced in the

lower part. Also available made-to-measure according to the Form F2H and F2V models.

FORM ONDULATO

EN 442 Watt Δt 50K (Δt 40K = $W \times 0,755$) - (Δt 30K = $W \times 0,526$)

MOD.	L cm	32	38	44	50	56	62	68	74	80
H cm	(n° tubes)	(16t)	(19t)	(22t)	(25t)	(28t)	(31t)	(34t)	(37t)	(40t)
	▲▼ cm	28	34	40	46	52	58	64	70	76
FO 180	€	716,10 742w	753,00 882w	800,10 1021w	842,00 1160w	922,00 1299w	990,20 1438w	1069,50 1578w	1139,40 1717w	1219,10 1856w
FO 190	€	749,10 778w	786,80 923w	823,50 1069w	879,80 1215w	950,10 1361w	1034,40 1507w	1106,60 1652w	1188,40 1798w	1263,00 1944w
FO 200	€	779,60 816w	809,20 969w	858,40 1122w	905,20 1275w	991,00 1427w	1066,80 1580w	1152,70 1733w	1227,20 1886w	1304,70 2039w
FO 210	€	799,00 852w	842,00 1012w	881,60 1171w	941,00 1331w	1019,60 1491w	1109,60 1650w	1186,30 1810w	1265,00 1970w	1344,80 2130w
FO 220	€	818,60 887w	862,20 1053w	915,60 1219w	965,60 1386w	1057,50 1552w	1139,40 1718w	1219,10 1884w	1303,00 2051w	1384,50 2217w

On request, made-to-measure Heights from 140 to 300 cm.

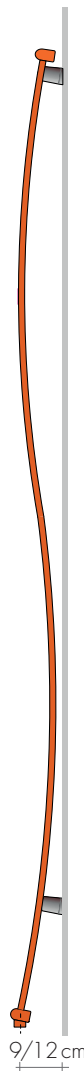
FORM ONDULATO CROM

EN 442 Watt Δt 50K (Δt 40K = $W \times 0,755$) - (Δt 30K = $W \times 0,526$)

MOD.	L cm	32	38	44	50	56	62	68
H cm	(n° tubes)	(16t)	(19t)	(22t)	(25t)	(28t)	(31t)	(34t)
	▲▼ cm	28	34	40	46	52	58	64
FOR 180	€	1863,80 594w	1995,30 706w	2138,50 817w	2289,60 928w	2547,30 1039w	2795,60 1150w	3053,60 1263w
FOR 190	€	1952,20 622w	2088,80 738w	2223,60 855w	2397,20 972w	2651,60 1089w	2925,20 1206w	3184,90 1322w
FOR 200	€	2037,40 653w	2180,40 775w	2319,30 898w	2489,80 1020w	2770,50 1142w	3042,00 1264w	3322,60 1386w

On request, made-to-measure Heights from 140 to 200 cm

Δt different from 50 K: consult Technical data Brem



FORM ONDULATO (wavy) is made-to-measure on the basis of the following specifications:

- ends of tubes with a minimum of 15 cm straight pipe
- radius of curvature greater than 15 cm
- tolerance ± 3 mm
- depth ≤ 36 cm

Attach drawing with measurements for estimate.

STANDARD PRODUCTION


White "sablé" paintwork-white M4F brackets
Chrome-plated finish - chrome-plated brackets
Tolerance ± 3 mm -Max. working pressure 8Bar

PRODUCTION ON REQUEST

Brem color chart painting (with chrome-plated brackets) +15/25%
Made-to-measure, by estimate

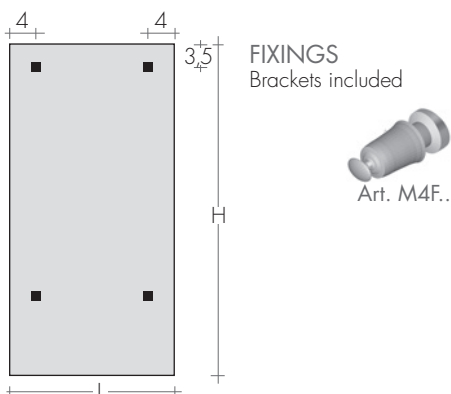
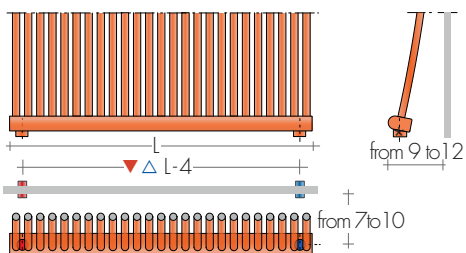
STANDARD FITTING

EG \varnothing 1/2"
Fittings \varnothing 1/8", on request
Special fittings, page 286



TAPPING CENTRES

EG vertical standard fittings

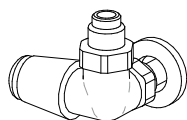
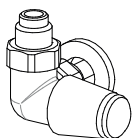


RECOMMENDED VALVES

CHROME PLATED VALVES KIT WITH:

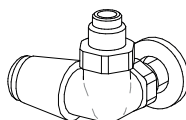
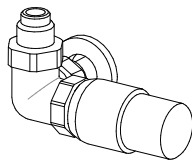
- n°2 Valves with O-ring Tangs
- n°2 Fittings (multilayer ø16, copper ø12,14)
- n°2 Round washers

On request: Polished stainless tube cover
(to be cut to right size) Art. CA18 10,80€



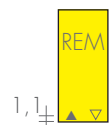
SIDE CONTROL TON VALVES KIT
page 277 Art. KVL 130,90€

ANGLED MINI VALVES KIT page 278
chrome-plated or white color Art. KMS 107,80€



SIDE CONTROL TON VALVES KIT with
THERMOSTATIC head Art. KTL 177,10€

REMOTE FITTINGS Art.REM 36,60€
Remote fittings at the rear: ▲▼ EG



REMOTE VALVES ASSEMBLY KIT p. 281 with:
- n°2 Fittings (multilayer ø16, copper ø12,14)

REMOTE TON VALVES ASSEMBLY KIT
Art. KVG 153,60€

REMOTE TON VALVES ASSEMBLY KIT with
THERMOSTATIC head Art. KVGT 199,80€

GRATA is a radiator of sought-after design and high thermal output. These characteristics make

the GRATA useful when a very decorative effect is needed, with the addition of feet and

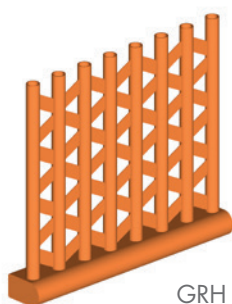
clamps, allows it also to be used as a room partition, parapet or staircase handrail.

MODEL GRH

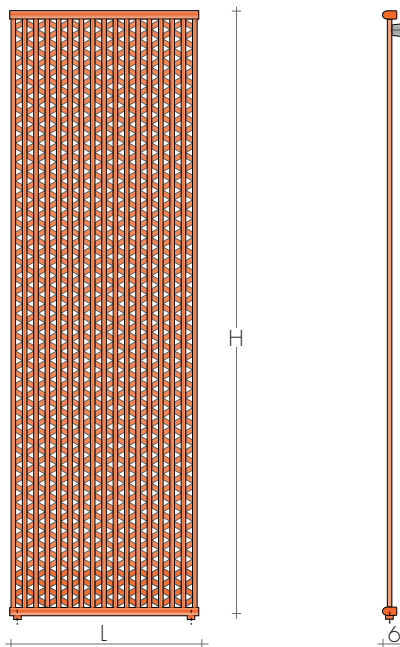
with vertical radiating tubes

H = from 60 to 300 cm (every 20 cm)
Height on request every 5 cm

L = from 20 to 110 cm (every 6 cm)
Width on request every 3 cm



GRH

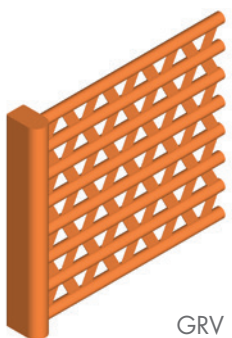


MODEL GRV

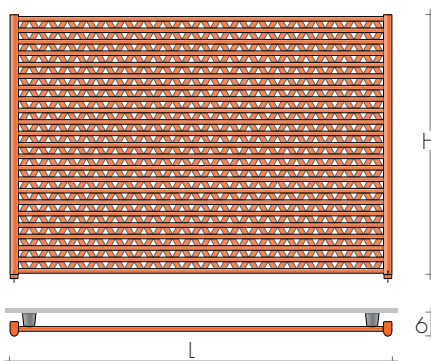
with horizontal radiating tubes

H = from 20 to 116 cm (every 6 cm)
Height on request every 3 cm

L = from 60 to 300 cm (every 20 cm)
Length on request every 5 cm



GRV



STANDARD PRODUCTION

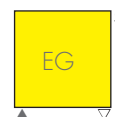
White "sablé" paintwork - white M4G brackets
Air vent \varnothing 1/8" - Tolerance \pm 3 mm
MAXIMUM WORKING PRESSURE, 8 BAR

PRODUCTION ON REQUEST

Paintwork to Brem color list (with chrome-plated brackets) +15/25%
Made-to-measure, by estimate

STANDARD FITTINGS

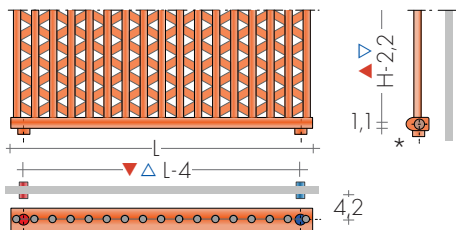
EG \varnothing 1/2". A richiesta 3/8"
Fittings AC o BD on request
Special fittings, page 286



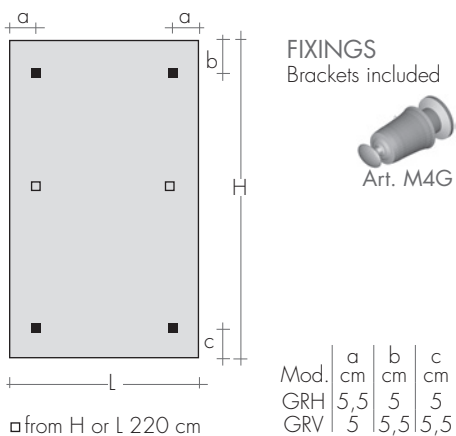
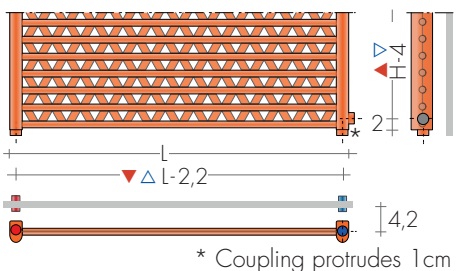
TAPPING CENTRES

EG vertical standard fittings
Side fittings, on request without extra

GRH MODEL



GRV MODEL

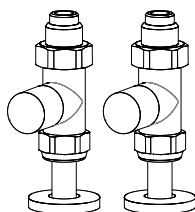


RECOMMENDED VALVES

CHROME PLATED VALVES KIT WITH:

- n°2 Valves with O-ring Tangs
- n°2 Fittings (multilayer ø16, copper ø12,14)
- n°2 Round washers

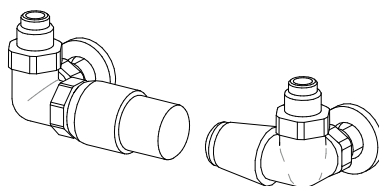
On request: Polished stainless tube cover
(to be cut to right size) Art. CA18 10,80€



STRAIGHT MINI VALVES KIT page 278
chrome-plated or white color Art. KMD119,00€

ANGLED QUADRA VALVES KIT

page 279 Art. KQS 156,60€
extra for BREM color list 46,40€



SIDE CONTROL TON VALVES KIT with
THERMOSTATIC head Art. KTL 177,10€

ANGLED TON VALVES KIT with
THERMOSTATIC head Art. KTS 165,50€

REMOTE FITTINGS Art. REM 36,60€

Remote fittings at the rear: ▲▼ EG



REMOTE VALVES ASSEMBLY KIT p. 281 with:
- n°2 Fittings (multilayer ø16, copper ø12,14)

REMOTE TON VALVES ASSEMBLY KIT
Art. KVG 153,60€

REMOTE TON VALVES ASSEMBLY KIT with
THERMOSTATIC head Art. KVT 199,80€



GRATA GRH

PRICE FROM 1.07.2022 **+15%**

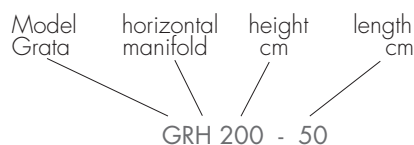
EN 442 Watt Δt 50K (Δt 40K = $W \times 0,755$) - (Δt 30K = $W \times 0,526$)

MOD. H cm	L cm	Lengths/Longueurs														
		20	26	32	38	44	50	56	62	68	74	80	86	92	98	104
▲▼ cm	cm	16	22	28	34	40	46	52	58	64	70	76	82	88	94	100
GRH 60 €		456,30 146w	513,00 190w	560,80 234w	606,00 278w	652,70 322w	708,00 366w	773,20 410w	883,60 454w	976,10 498w	1072,7 542w	1161,3 586w	1252,6 630w	1346,4 673w	1435,7 717w	1540,7 761w
GRH 80 €		483,30 187w	543,90 243w	592,10 299w	642,80 355w	688,80 411w	748,90 468w	793,00 524w	935,20 580w	1027,8 636w	1122,5 692w	1214,9 748w	1308,3 804w	1385,3 860w	1495,9 916w	1595,0 972w
GRH 100 €		495,60 229w	560,80 297w	613,30 366w	662,80 435w	712,10 503w	770,90 572w	870,00 641w	965,40 709w	1058,4 778w	1155,3 847w	1254,7 915w	1349,3 984w	1444,1 1052w	1540,7 1121w	1635,8 1190w
GRH 120 €		526,70 268w	597,40 348w	652,20 429w	705,40 509w	757,20 590w	820,30 670w	922,40 750w	1022,3 831w	1127,3 911w	1229,4 992w	1331,7 1072w	1433,7 1152w	1535,7 1233w	1637,7 1313w	1739,5 1394w
GRH 140 €		567,80 308w	642,80 400w	700,60 492w	757,20 585w	814,90 677w	881,30 770w	990,00 862w	1100,2 954w	1208,6 1047w	1317,9 1139w	1429,5 1231w	1539,1 1324w	1651,0 1416w	1760,9 1508w	1868,9 1601w
GRH 160 €		638,70 346w	721,50 449w	786,70 553w	848,50 657w	914,00 760w	990,00 864w	1110,8 968w	1234,8 1071w	1356,5 1175w	1477,7 1279w	1604,2 1382w	1730,3 1486w	1853,4 1590w	1973,0 1693w	2098,5 1797w
GRH 180 €		705,40 383w	796,10 497w	867,60 612w	941,10 727w	1011,7 842w	1096,1 957w	1231,8 1071w	1368,4 1186w	1502,9 1301w	1639,9 1416w	1778,6 1530w	1914,3 1645w	2052,2 1760w	2187,5 1875w	2321,1 1990w
GRH 190 €		737,30 404w	835,40 525w	908,70 647w	985,40 758w	1059,1 889w	1147,8 1011w	1288,1 1132w	1432,6 1253w	1573,4 1374w	1717,7 1496w	1862,9 1617w	2004,8 1738w	2148,8 1859w	2289,6 1981w	2432,6 2102w
GRH 200 €		770,90 419w	873,00 545w	950,70 671w	1030,7 796w	1107,6 922w	1199,0 1048w	1347,5 1174w	1496,4 1300w	1644,2 1425w	1794,6 1551w	1947,0 1677w	2096,2 1803w	2245,4 1928w	2390,1 2054w	2544,4 2180w
GRH 210 €		801,20 429w	907,50 557w	990,00 686w	1072,1 815w	1151,8 943w	1248,6 1072w	1403,4 1201w	1559,0 1329w	1712,3 1458w	1868,9 1587w	2025,5 1715w	2181,2 1844w	2338,3 1972w	2489,8 2101w	2648,4 2230w
GRH 220 €		834,50 453w	944,40 589w	1027,8 724w	1112,5 860w	1196,8 996w	1296,8 1132w	1457,6 1268w	1620,0 1404w	1778,6 1540w	1941,9 1675w	2103,5 1811w	2266,9 1947w	2428,7 2083w	2588,5 2219w	2751,7 2355w
GRH 240 €		896,40 486w	1014,3 632w	1104,3 777w	1194,8 923w	1286,5 1069w	1392,4 1215w	1564,2 1360w	1735,6 1506w	1908,0 1652w	2082,6 1797w	2258,0 1943w	2428,7 2089w	2605,2 2235w	2778,3 2380w	2950,2 2526w
GRH 260 €		983,40 517w	1110,8 672w	1210,5 827w	1309,8 982w	1409,3 1137w	1526,4 1293w	1710,4 1448w	1899,4 1603w	2088,8 1758w	2325,8 1913w	2471,7 2068w	2663,4 2223w	2850,5 2378w	3040,6 2533w	3231,5 2688w
GRH 280 €		1068,5 548w	1208,6 712w	1315,8 877w	1426,2 1041w	1532,3 1206w	1658,6 1370w	1864,8 1534w	2068,1 1699w	2277,1 1863w	2530,6 2028w	2692,6 2192w	2900,7 2356w	3103,7 2521w	3310,3 2685w	3517,4 2850w
GRH 300 €		1161,3 577w	1312,8 750w	1431,4 923w	1548,3 1096w	1666,3 1269w	1803,0 1443w	2027,6 1616w	2251,0 1789w	2477,0 1962w	2753,9 2135w	2930,4 2308w	3155,5 2481w	3377,5 2654w	3602,4 2827w	3825,7 3000w

Δt different from 50 K: consult Technical data Brem

HOW TO ORDER

State: model, height and width in cm; connection and color if different from standard.
eg.: GRH 180 - 38, AC \varnothing 3/8", SB 2008

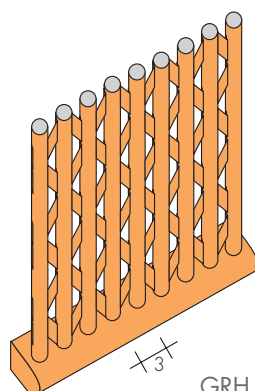


PRODUCTION ON REQUEST

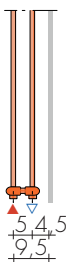
Thermal output and prices can be obtained by interpolation:
- length of manifolds every 3 cm
- height of radiating tubes every 10 cm

Made-to-measure (± 3 mm)

Sizes over 3 m: price on request
Height every 5 cm: increased size +15%



GRH



DOUBLE VERSION GDH

Is obtained by joining two GRH radiators
PRICE GDH GRH x 2 + 111,40€
Standard EG fitting (delivery on left, at front; return on right, at rear).
Thermal output GDH: single radiator x 1,60

GRATA GRV

PRICE FROM 1.07.2022 **+15%**

MOD.	L cm ▲▽ cm	EN 442 Watt Δt 50K (Δt 40K = Wx0,755) - (Δt 30K = Wx0,526)												
		60	80	100	120	140	Lengths/Longueurs		160	180	200	220	240	260
GRV 20	€	456,30 131w	483,30 174w	495,60 218w	526,70 262w	567,80 305w	638,70 349w	705,40 392w	770,90 436w	834,50 480w	896,40 523w	983,40 567w	1068,5 610w	1161,3 654w
GRV 26	€	513,00 172w	543,90 229w	560,80 286w	597,40 343w	642,80 400w	721,50 458w	796,10 515w	873,00 572w	944,40 629w	1014,3 686w	1110,8 744w	1208,6 801w	1312,8 858w
GRV 32	€	560,80 212w	592,10 283w	613,30 354w	652,20 425w	700,60 496w	786,70 566w	867,60 637w	950,70 708w	1027,8 779w	1104,3 850w	1210,5 920w	1315,8 991w	1431,4 1062w
GRV 38	€	606,00 254w	642,80 338w	662,80 423w	705,40 508w	757,20 592w	848,50 677w	941,10 761w	1030,7 846w	1112,5 931w	1194,8 1015w	1309,8 1100w	1426,2 1184w	1548,3 1269w
GRV 44	€	652,70 295w	688,80 393w	712,10 491w	757,20 589w	814,90 687w	914,00 786w	1011,7 884w	1107,6 982w	1196,8 1080w	1286,5 1178w	1409,3 1277w	1532,3 1375w	1666,3 1473w
GRV 50	€	708,00 336w	748,90 448w	770,90 560w	820,30 672w	881,30 784w	990,00 896w	1096,1 1008w	1199,0 1120w	1296,8 1232w	1392,4 1344w	1526,4 1456w	1658,6 1568w	1803,0 1680w
GRV 56	€	773,20 377w	793,00 503w	870,00 629w	922,40 755w	990,00 881w	1110,8 1006w	1231,8 1132w	1347,5 1258w	1457,6 1384w	1564,2 1510w	1710,4 1635w	1864,8 1761w	2027,6 1887w
GRV 62	€	883,60 420w	935,20 560w	965,40 700w	1022,3 840w	1100,2 980w	1234,8 1120w	1368,4 1260w	1496,4 1400w	1620,0 1540w	1735,6 1680w	1899,4 1820w	2068,1 1960w	2251,0 2100w
GRV 68	€	976,10 461w	1027,8 615w	1058,4 769w	1127,3 923w	1208,6 1077w	1356,5 1230w	1502,9 1384w	1644,2 1538w	1778,6 1692w	1908,0 1846w	2088,8 1999w	2277,1 2153w	2477,0 2307w
GRV 74	€	1072,7 503w	1122,5 670w	1155,3 838w	1229,4 1006w	1317,9 1173w	1477,7 1341w	1639,9 1508w	1794,6 1676w	1941,9 1844w	2082,6 2011w	2325,8 2179w	2530,6 2346w	2753,9 2514w
GRV 80	€	1161,3 545w	1214,9 726w	1254,7 908w	1331,7 1090w	1429,5 1271w	1604,2 1453w	1778,6 1634w	1947,0 1816w	2103,5 1998w	2258,0 2179w	2471,7 2361w	2692,6 2542w	2930,4 2724w
GRV 86	€	1252,6 586w	1308,3 782w	1349,3 977w	1433,7 1172w	1539,1 1368w	1730,3 1563w	1914,3 1759w	2096,2 1954w	2266,9 2149w	2428,7 2345w	2663,4 2540w	2900,7 2736w	3155,5 2931w
GRV 92	€	1346,4 628w	1385,3 837w	1444,1 1046w	1535,7 1255w	1651,0 1464w	1853,4 1674w	2052,2 1883w	2245,4 2092w	2428,7 2301w	2605,2 2510w	2850,5 2720w	3103,7 2929w	3377,5 3138w
GRV 98	€	1435,7 669w	1495,9 892w	1540,7 1115w	1637,7 1338w	1760,9 1561w	1973,0 1784w	2187,5 2007w	2390,1 2230w	2588,5 2453w	2778,3 2676w	3040,6 2899w	3310,3 3122w	3602,4 3345w
GRV 104	€	1540,7 710w	1595,0 947w	1635,8 1184w	1739,5 1421w	1868,9 1658w	2098,5 1894w	2321,1 2131w	2544,4 2368w	2751,7 2605w	2950,2 2842w	3231,5 3078w	3517,4 3315w	3825,7 3552w
GRV 110	€	1630,5 752w	1678,9 1002w	1719,8 1253w	1841,4 1504w	1981,8 1754w	2222,6 2005w	2460,1 2255w	2692,6 2506w	2913,7 2757w	3127,2 3007w	3424,1 3258w	3727,4 3508w	4054,5 3759w
GRV 116	€	1721,7 793w	1772,3 1058w	1823,7 1322w	1950,3 1586w	2088,8 1851w	2345,7 2115w	2601,0 2380w	2846,4 2644w	3077,9 2908w	3302,9 3173w	3616,9 3437w	3937,0 3702w	4281,9 3966w

Δt different from 50 K: consult Technical data Brem



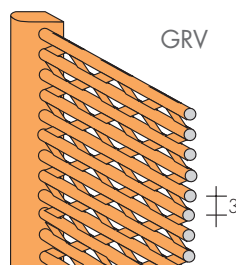
PRODUCTION ON REQUEST

Thermal output and prices can be obtained by interpolation:

- height of manifolds every 3 cm
- length of radiating tubes every 10 cm

Made-to-measure (± 3 mm)

Sizes over 3 m: price on request
Height every 5 cm: increased size +15%



DOUBLE VERSION GDV

Is obtained by joining two GRV radiators
PRICE GDV GRV x 2 +111,40€

Standard EG fitting (delivery on left, at front; return on right, at rear).

Thermal output GDV: single radiator x1,65

The WIND mini-column radiators are built using elements from three to six columns,

made from circular cross section radiating tubes. Depending on the number requested,

the batteries of elements are obtained by welding the required number together.

ELEMENT STEP: PE = 3 cm

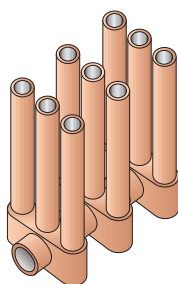
TUBES DIAMETER: $\varnothing = 1,5$ cm

LENGTH OF RADIATORS (± 3 mm):
number of elements x 3 cm

Rear metal reinforcement from 21 elements

H = from 29 to 200 cm

L = from 30 to 108 cm (every 3 cm)

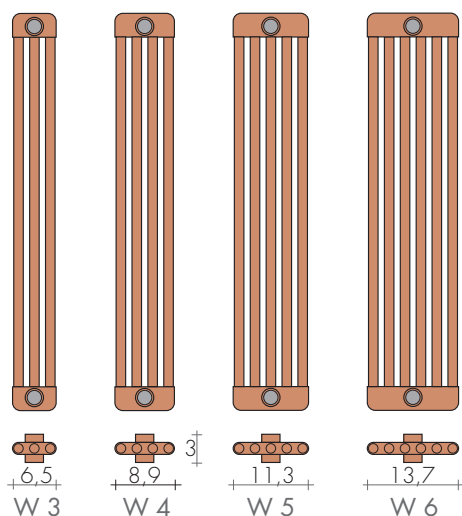


MODEL W 3 with 3 radiating tubes element

MODEL W 4 with 4 radiating tubes element

MODEL W 5 with 5 radiating tubes element


MODEL W 6 with 6 radiating tubes element



STANDARD TAPPING CENTRES

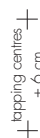
AC - BD / AD - BC $\varnothing 1/2''$

Side fittings $\blacktriangle \nabla = H-4,6$ cm



TAPPING CENTRES ± 6 CM

Use chrome-plated offset couplings to adjust the tapping centres up to 6 cm (Art. EC.. page 274)



STANDARD PRODUCTION

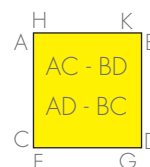
SB9016 white sablé paintwork, with brackets
Air vent $\varnothing 1/2''$ - Tolerance ± 3 mm
MAXIMUM WORKING PRESSURE, 8 BAR

PRODUCTION ON REQUEST

Brem color chart painting with brackets
in the same color +15/25%
Batteries with non standard n° of elements.

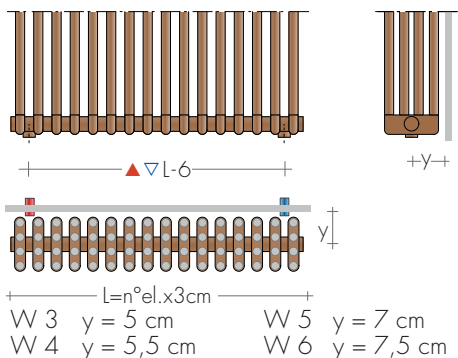
STANDARD FITTINGS

AC - BD / AD - BC $\varnothing 1/2''$
Fittings EG or GE page 187
Special fittings, page 286



VERTICAL FITTINGS ON REQUEST

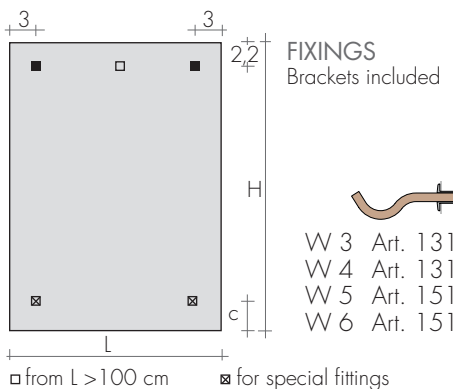
Tapping centres EG $\varnothing 1/2"$ Art. EGW 75,50€
On request, GE fittings



FITTINGS $\varnothing 1/2"$ ON REQUEST

EG - GE with sleeve and baffle
(tapp. centres: L-6 cm) Art. EGW75,50€

CD - DC with baffle
(tapping centres: L+8,4 cm) Art. AS 75,50€



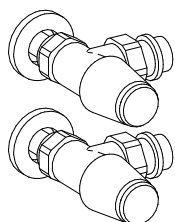
WIND 3200 12 el.

RECOMMENDED VALVES

CHROME PLATED VALVES KIT WITH:

- n°2 Valves with O-ring Tangs
- n°2 Fittings (multilayer $\varnothing 16$, copper $\varnothing 12, 14$)
- n°2 Round washers

On request: Polished stainless tube cover
(to be cut to right size) Art. CA18 10,80€



ANGLED TON VALVES KIT
page 277

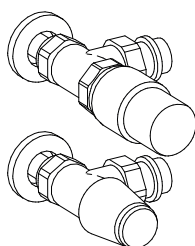
Art. KVS 119,20€

ANGLED MINI VALVES KIT

page 278

chrome-plated or white color Art. KMS 107,80€

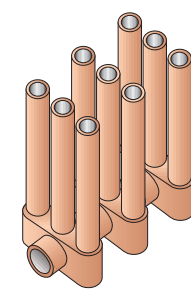
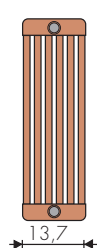
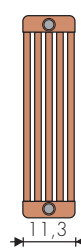
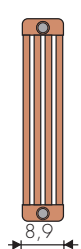
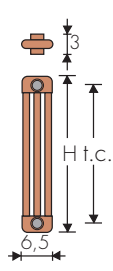
REMOTE FITTINGS, NOT AVAILABLE



ANGLED TON VALVES KIT with
THERMOSTATIC head

Art. KTS 165,50€

MOD.	H cm	▲▼ cm	p cm	n° el L cm	EN 442 Watt Δt 50K (Δt 40K = Wx0,755) - (Δt 30K = Wx0,526)															
					1el (3)	10el (30)	11el (33)	12el (36)	13el (39)	14el (42)	15el (45)	16el (48)	17el (51)	18el (54)	19el (57)	20el (60)				
W 3065	66,6	62	6,5	€	22,20 42w	220,50 417w	242,50 459w	264,50 500w	286,50 542w	308,70 584w	330,80 625w	352,80 667w	374,90 709w	396,80 750w	418,90 792w	440,90 834w				
W 3075	76,6	72	6,5	€	23,40 48w	232,80 484w	256,30 533w	279,60 581w	302,80 630w	326,10 678w	349,40 727w	372,60 775w	396,00 824w	419,20 872w	442,60 921w	465,70 969w				
W 3085	86,6	82	6,5	€	24,40 54w	245,20 541w	269,80 595w	294,40 649w	319,10 703w	343,50 757w	368,00 811w	392,60 865w	417,10 919w	441,60 973w	466,00 1028w	490,80 1082w				
W 3180	178,3	173,7	6,5	€	54,70 107w	543,60 1070w	597,70 1177w	652,20 1284w	706,60 1391w	760,80 1499w	815,20 1606w	869,50 1713w	924,00 1820w	978,30 1927w	1032,6 2034w	1086,8 2141w				
W 3200	198,3	193,7	6,5	€	60,80 118w	607,30 1183w	667,90 1301w	728,60 1420w	789,20 1538w	850,10 1656w	910,70 1775w	971,60 1893w	1032,0 2011w	1092,8 2129w	1153,4 2248w	1214,3 2366w				
W 4065	66,6	62	8,9	€	25,20 52w	251,60 518w	276,60 570w	301,80 622w	327,00 674w	352,20 726w	377,30 777w	402,50 829w	427,70 881w	452,90 933w	478,00 985w	503,20 1037w				
W 4075	76,6	72	8,9	€	26,50 60w	264,10 597w	290,50 657w	316,80 717w	343,30 776w	369,50 836w	396,00 896w	422,50 955w	448,80 1015w	475,20 1075w	501,40 1135w	528,00 1194w				
W 4085	86,6	82	8,9	€	27,60 68w	276,30 676w	304,10 744w	331,70 811w	359,40 879w	387,10 946w	414,70 1014w	442,30 1082w	469,60 1149w	497,40 1217w	524,90 1284w	552,70 1352w				
W 4180	178,3	173,7	8,9	€	59,20 131w	591,70 1307w	650,90 1438w	710,10 1568w	769,10 1699w	828,20 1830w	887,50 1960w	946,60 2091w	1005,6 2222w	1064,9 2353w	1124,0 2483w	1183,2 2614w				
W 4200	198,3	193,7	8,9	€	65,90 145w	660,10 1453w	726,00 1599w	792,00 1744w	858,00 1889w	924,00 2035w	990,00 2180w	1055,9 2326w	1121,9 2471w	1188,0 2616w	1254,1 2762w	1319,8 2907w				
W 5027	29,1	24,5	11,3	€	24,30 27w	243,90 270w	268,00 297w	292,30 324w	317,00 352w	341,20 379w	365,70 406w	390,20 433w	414,50 460w	438,90 487w	463,10 514w	487,50 541w				
W 5053	54,6	50	11,3	€	28,00 53w	279,60 530w	307,60 583w	335,30 635w	363,30 688w	391,10 741w	419,20 794w	447,40 847w	475,20 900w	503,20 953w	531,00 1006w	559,10 1059w				
W 5065	66,6	62	11,3	€	28,30 63w	284,30 631w	312,60 694w	340,90 757w	369,40 820w	397,80 883w	426,20 946w	454,60 1010w	483,30 1073w	511,50 1136w	539,80 1199w	568,40 1262w				
W 5075	76,6	72	11,3	€	30,00 73w	299,80 732w	329,60 806w	359,70 879w	389,60 952w	419,70 1025w	449,30 1099w	479,40 1172w	509,40 1245w	539,50 1318w	569,40 1391w	599,40 1465w				
W 5085	86,6	82	11,3	€	30,90 82w	309,00 822w	339,90 905w	370,70 987w	401,60 1069w	432,50 1151w	463,30 1234w	494,50 1316w	525,10 1398w	556,20 1480w	587,10 1563w	618,00 1645w				
W 6027	29,1	24,5	13,7	€	26,80 34w	265,60 338w	292,00 372w	318,80 406w	345,00 439w	372,00 473w	398,40 507w	424,80 541w	451,40 575w	478,00 608w	504,30 642w	531,00 676w				
W 6053	54,6	50	13,7	€	31,20 64w	312,00 642w	343,40 706w	374,60 771w	405,80 835w	436,90 899w	468,20 963w	499,30 1028w	530,70 1092w	561,80 1156w	593,00 1220w	624,30 1284w				
W 6065	66,6	62	13,7	€	32,10 77w	321,40 766w	353,50 843w	385,60 919w	418,10 996w	450,10 1073w	482,20 1149w	514,40 1226w	546,60 1302w	578,60 1379w	610,70 1456w	642,90 1532w				
W 6075	76,6	72	13,7	€	33,30 88w	333,90 879w	367,10 967w	400,60 1055w	434,10 1142w	467,60 1230w	500,80 1318w	534,10 1406w	567,50 1494w	600,90 1582w	634,50 1670w	667,70 1758w				
W 6085	86,6	82	13,7	€	34,80 97w	346,50 969w	380,80 1066w	415,60 1163w	450,20 1260w	484,60 1357w	519,30 1453w	554,00 1550w	588,80 1647w	623,30 1744w	658,00 1841w	692,50 1938w				



HOW TO ORDER

State: model, number of columns, height in cm, number of elements; connection and color.

Mod. Wind number columns height cm number elements

W 3075 - 19 el

E.g.: W 3075 -19, AC 1/2", BRO007

PRODUCTION ON REQUEST

3 - 9 el. batteries extra charge 24,00€
Batteries with more than 40 el.
extra charge for each radiator 52,30€

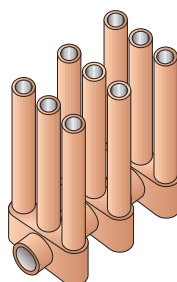
EN 442 Watt Δt 50K (Δt 40K = $W \times 0,755$) - (Δt 30K = $W \times 0,526$)															MOD.	
21el (63)	22el (66)	23el (69)	24el (72)	25el (75)	26el (78)	27el (81)	28el (84)	29el (87)	30el (90)	31el (93)	32el (96)	33el (99)	34el (102)	35el (105)	36el (108)	H cm
463,00 875w	485,10 917w	507,00 959w	529,10 1001w	551,30 1042w	573,30 1084w	595,30 1126w	617,20 1167w	639,40 1209w	661,40 1251w	683,50 1292w	705,40 1334w	727,60 1376w	749,50 1417w	771,80 1459w	794,00 1501w	€ W 3065
489,10 1017w	512,30 1066w	535,90 1114w	559,10 1163w	582,40 1211w	605,50 1260w	629,00 1308w	652,20 1357w	675,60 1405w	698,70 1453w	722,10 1502w	745,40 1550w	768,70 1599w	792,00 1647w	815,20 1696w	838,50 1744w	€ W 3075
515,10 1136w	539,70 1190w	564,30 1244w	588,90 1298w	613,30 1352w	637,70 1406w	662,40 1460w	687,00 1514w	711,40 1568w	736,10 1622w	760,50 1677w	785,10 1731w	809,50 1785w	834,20 1839w	858,80 1893w	883,20 1947w	€ W 3085
1141,3 2248w	1195,7 2355w	1250,0 2462w	1304,4 2569w	1358,8 2676w	1413,0 2783w	1467,3 2890w	1521,9 2997w	1576,1 3104w	1630,5 3211w	1684,7 3318w	1739,0 3425w	1793,7 3532w	1847,8 3639w	1902,2 3746w	1956,4 3853w	€ W 3180
1275,0 2484w	1335,6 2603w	1396,4 2721w	1457,0 2839w	1517,8 2958w	1578,6 3076w	1639,2 3194w	1699,9 3312w	1760,8 3431w	1821,3 3549w	1882,2 3667w	1942,8 3786w	2003,5 3904w	2064,2 4022w	2124,9 4141w	2185,8 4259w	€ W 3200
528,20 1088w	553,40 1140w	578,60 1192w	603,60 1244w	629,00 1296w	654,30 1348w	679,20 1399w	704,40 1451w	729,60 1503w	754,70 1555w	779,60 1607w	804,90 1659w	830,00 1710w	855,20 1762w	880,50 1814w	905,40 1866w	€ W 4065
554,40 1254w	580,70 1314w	607,30 1373w	633,20 1433w	660,10 1493w	686,30 1553w	712,90 1612w	739,20 1672w	765,50 1732w	792,00 1791w	818,40 1851w	844,60 1911w	871,20 1971w	897,30 2030w	924,00 2090w	950,20 2150w	€ W 4075
580,30 1420w	608,00 1487w	635,60 1555w	663,40 1622w	690,90 1690w	718,50 1758w	746,10 1825w	773,70 1893w	801,50 1960w	829,10 2028w	856,80 2096w	884,60 2163w	912,20 2231w	939,90 2298w	967,50 2366w	995,10 2434w	€ W 4085
1242,4 2745w	1301,4 2875w	1360,6 3006w	1419,8 3137w	1479,1 3267w	1538,2 3398w	1597,3 3529w	1656,4 3660w	1715,6 3790w	1774,8 3921w	1834,1 4052w	1893,0 4182w	1952,3 4313w	2011,4 4444w	2070,7 4574w	2129,7 4705w	€ W 4180
1385,9 3052w	1451,9 3198w	1517,8 3343w	1583,9 3488w	1650,0 3634w	1715,8 3779w	1781,9 3924w	1847,8 4070w	1913,9 4215w	1979,8 4360w	2046,0 4506w	2111,8 4651w	2177,7 4796w	2243,9 4942w	2309,8 5087w	2375,7 5232w	€ W 4200
512,00 568w	536,40 595w	560,80 622w	585,10 649w	609,40 676w	633,70 703w	658,20 730w	682,50 757w	707,20 784w	731,40 811w	755,80 838w	780,20 865w	804,40 892w	828,80 919w	853,30 946w	877,50 973w	€ W 5027
587,00 1112w	615,00 1165w	642,90 1218w	670,80 1271w	698,70 1324w	726,80 1377w	754,70 1430w	782,70 1483w	810,50 1536w	838,50 1589w	866,50 1642w	894,40 1695w	922,40 1748w	950,20 1800w	978,30 1853w	1006,2 1906w	€ W 5053
596,70 1325w	625,10 1388w	653,40 1451w	682,10 1514w	710,40 1577w	739,00 1640w	767,20 1704w	795,60 1767w	824,10 1830w	852,40 1893w	881,00 1956w	909,30 2019w	937,70 2082w	966,10 2145w	994,60 2208w	1022,9 2271w	€ W 5065
629,30 1538w	659,20 1611w	689,40 1684w	719,40 1758w	749,10 1831w	779,20 1904w	809,10 1977w	839,10 2051w	869,00 2124w	899,20 2197w	929,00 2270w	959,10 2344w	989,00 2417w	1018,9 2490w	1048,8 2563w	1078,7 2636w	€ W 5075
648,90 1727w	679,80 1809w	710,60 1892w	741,60 1974w	772,60 2056w	803,40 2138w	834,40 2221w	865,20 2303w	896,30 2385w	927,00 2467w	957,70 2550w	988,50 2632w	1019,6 2714w	1050,7 2796w	1081,2 2879w	1112,4 2961w	€ W 5085
557,50 710w	584,10 744w	610,70 777w	637,30 811w	663,90 845w	690,40 879w	717,00 913w	743,30 946w	770,10 980w	796,70 1014w	823,10 1048w	849,60 1082w	876,10 1115w	902,80 1149w	929,30 1183w	955,80 1217w	€ W 6027
655,30 1349w	686,80 1413w	717,70 1477w	748,90 1541w	780,30 1606w	811,60 1670w	842,50 1734w	873,90 1798w	905,00 1862w	936,40 1927w	967,60 1991w	998,80 2055w	1030,0 2119w	1061,1 2184w	1092,4 2248w	1123,6 2312w	€ W 6053
674,90 1609w	707,30 1686w	739,30 1762w	771,20 1839w	803,60 1915w	835,70 1992w	867,70 2069w	899,90 2145w	932,20 2222w	964,30 2298w	996,20 2375w	1028,5 2452w	1060,8 2528w	1092,8 2605w	1124,9 2682w	1157,1 2758w	€ W 6065
701,10 1846w	734,60 1933w	767,80 2021w	801,10 2109w	834,60 2197w	868,10 2285w	901,40 2373w	934,80 2461w	968,10 2549w	1001,6 2636w	1034,9 2724w	1068,3 2812w	1101,5 2900w	1135,3 2988w	1168,5 3076w	1202,0 3164w	€ W 6075
727,20 2035w	761,70 2132w	796,20 2229w	831,20 2326w	865,60 2422w	900,30 2519w	934,90 2616w	969,50 2713w	1004,2 2810w	1038,9 2907w	1073,4 3004w	1108,1 3101w	1142,7 3198w	1177,1 3294w	1212,0 3391w	1246,6 3488w	€ W 6085

Δt autres que 50 K : consulter les Données techniques de Brem

FITTINGS \varnothing 1/2" ON REQUEST

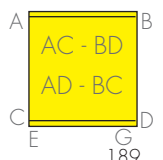
EG - GE with sleeve and baffle
(tapp. centres: L-6 cm) Art. EGW75,50€

CD - DC with baffle
(tapping centres: L+8,4 cm) Art. AS 75,50€



Rear metal reinforcement from 21 elements

STANDARD FITTING
 \varnothing 1/2"
AC - BD / AD - BC



KUADRUM

PRICE FROM 1.07.2022 **+15%**

KUADRUM: radiator with 15x15 mm square tubes.

Modern technology for new balance. The square tube offers excellent heat

output and great looks. The series of tubes creates a sense of a full surface.

MODEL K..H

KQH: vertical tubes, squared manifold at front
KCH: vertical tubes, curved manifold at front


H = from 60 to 300 cm (every 20 cm)

L = from 20 to 100 cm (every 5 cm)

Element step = 2,5 cm


Rear metal reinforcement for H > 100 cm

KQH




squared manifolds at front as STANDARD

KCH



curved manifolds at front ON REQUEST



KUADRUM K..H



KQH



KCH

MODEL K..V

KQV: horizontal tubes, squared front manifold
KCV: horizontal tubes, curved front manifold

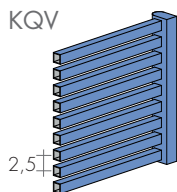
H = from 20 to 100 cm (every 5 cm)

L = from 60 to 300 cm (every 20 cm)

Element step = 2,5 cm

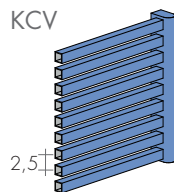
Rear metal reinforcement for L > 100 cm.

KQV




squared manifolds at front as STANDARD

KCV



curved manifolds at front ON REQUEST



KUADRUM K..V



KQV



KCV

eg. : KQH 180-50, EG ø 1/2", BR 0007

STANDARD PRODUCTION

White sablé paintwork - M4KB brackets

Air vent ø 1/8" - Tolerance ± 3 mm

MAXIMUM WORKING PRESSURE, 8 BAR

190

PRODUCTION ON REQUEST

Paintwork to Brem color list with

chrome-plated M4KC brackets

Made-to-measure, by estimate

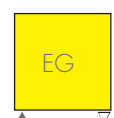
+1.5/25%

STANDARD FITTINGS

EG ø 1/2"

Fittings AC or BD on request

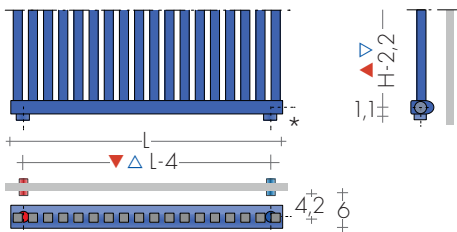
Special fittings, page 286



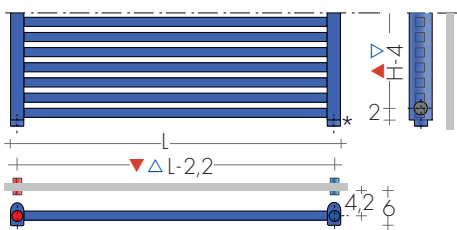
TAPPING CENTRES

EG vertical standard fittings
Side fittings, on request without extra

K..H MODEL



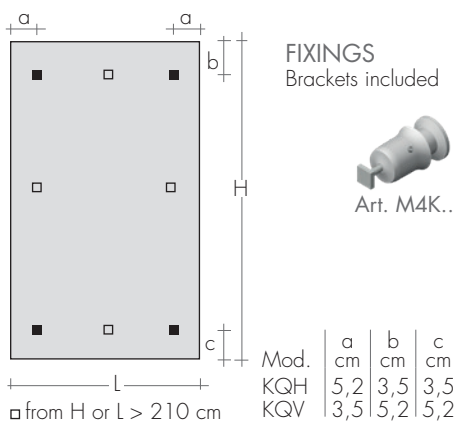
K..V MODEL



* Coupling protrudes 1cm

CD fitting:

▲▼ t.c.= L+8,4 cm, with Brem valves



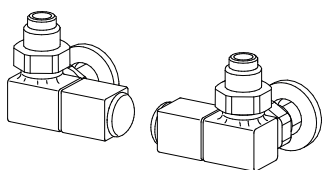
KUADRUM KQH 180-50

RECOMMENDED VALVES

CHROME PLATED VALVES KIT WITH:

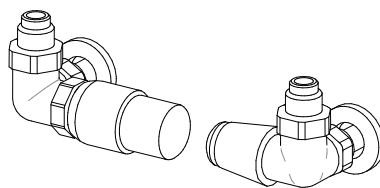
- n°2 Valves with O-ring Tangs
- n°2 Fittings (multilayer ø16, copper ø12,14)
- n°2 Round washers

On request: Polished stainless tube cover
(to be cut to right size) Art. CA18 10,80€



SIDE control QUADRA VALVES KIT
page 279 Art. KQL 166,30€
extra for BREM color list 46,40€

ANGLED MINI VALVES KIT page 278
chrome-plated or white color Art. KMS 107,80€



SIDE control TON VALVES KIT with
THERMOSTATIC head Art. KTL 177,10€
SIDE control TON VALVES KIT
page 279 Art. KVL 130,90€

REMOTE FITTINGS Art.REM 36,60€
Remote fittings at the rear: ▲▼ EG



REMOTE VALVES ASSEMBLY KIT p. 281 with:
- n°2 Fittings (multilayer ø16, copper ø12,14)

REMOTE TON VALVES ASSEMBLY KIT
Art. KVG 153,60€

REMOTE TON VALVES ASSEMBLY KIT with
THERMOSTATIC head Art. KVG T 199,80€



1,5±

KUADRUM K..H

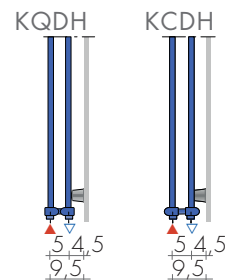
PRICE FROM 1.07.2022 **+15%**

MOD.	L cm H cm (n°tubes) ▲▼ cm	25	30	35	40	45	50	55	EN 442 Watt Δt 50K (Δt 40K = $W \times 0,755$) - (Δt 30K = $W \times 0,526$)						
		(10t) 21	(12t) 26	(14t) 31	(16t) 36	(18t) 41	(20t) 46	(22t) 51	60 (24t) 56	65 (26t) 61	70 (28t) 66	75 (30t) 71	80 (32t) 76	85 (34t) 81	90 (36t) 86
K..H 60	€	264,10 187w	288,30 224w	311,50 261w	335,20 299w	363,60 336w	407,70 373w	455,10 411w	479,10 448w	498,40 485w	533,10 523w	565,60 560w	604,50 597w	640,60 635w	670,20 672w
K..H 80	€	278,20 252w	304,50 302w	330,60 352w	353,50 403w	383,60 453w	428,00 503w	480,30 554w	527,20 604w	575,30 654w	612,40 705w	650,50 755w	680,60 805w	712,90 856w	743,10 906w
K..H 100	€	288,30 314w	314,50 377w	340,60 440w	365,70 503w	396,40 566w	445,60 629w	495,90 691w	543,30 754w	593,50 817w	644,60 880w	692,60 943w	740,90 1006w	791,50 1068w	824,50 1131w
K..H 120	€	307,40 375w	334,70 449w	362,90 524w	387,60 599w	421,30 674w	473,00 749w	524,80 824w	578,70 899w	630,30 974w	682,80 1049w	736,20 1124w	787,00 1198w	841,30 1273w	892,90 1348w
K..H 140	€	344,50 435w	375,80 522w	404,10 609w	436,70 696w	470,40 783w	528,40 870w	588,40 956w	645,80 1043w	705,60 1130w	765,30 1217w	823,10 1304w	882,40 1391w	942,10 1478w	1000,8 1565w
K..H 160	€	370,50 493w	403,50 591w	436,90 690w	468,80 788w	506,90 887w	570,40 985w	633,70 1084w	695,90 1182w	758,00 1281w	823,20 1379w	887,70 1478w	950,00 1576w	1014,3 1675w	1077,9 1774w
K..H 180	€	408,60 548w	445,00 658w	482,00 767w	520,10 877w	562,10 987w	631,60 1096w	702,00 1206w	772,50 1316w	842,50 1425w	912,00 1535w	983,00 1645w	1053,6 1754w	1122,8 1864w	1191,9 1973w
K..H 190	€	428,50 574w	466,90 689w	505,30 804w	543,30 919w	589,30 1033w	660,70 1148w	736,20 1263w	808,50 1378w	882,00 1493w	956,90 1608w	1029,3 1722w	1101,3 1837w	1175,9 1952w	1249,0 2067w
K..H 200	€	446,70 603w	488,20 723w	528,20 844w	567,40 964w	615,40 1085w	691,80 1205w	768,20 1326w	844,60 1446w	921,50 1567w	999,40 1687w	1076,4 1808w	1152,8 1928w	1227,2 2049w	1306,6 2169w
K..H 210	€	465,80 629w	506,90 754w	551,20 880w	591,70 1006w	640,60 1131w	719,90 1257w	801,20 1383w	879,90 1508w	960,00 1634w	1039,0 1760w	1119,4 1886w	1199,0 2011w	1278,4 2137w	1360,2 2263w
K..H 220	€	485,20 655w	527,20 785w	571,60 916w	615,00 1047w	665,60 1178w	749,10 1309w	831,50 1440w	912,00 1571w	996,90 1702w	1080,7 1833w	1162,9 1964w	1247,0 2094w	1329,4 2225w	1411,8 2356w
K..H 240	€	521,10 705w	566,60 846w	613,50 987w	660,10 1128w	715,20 1270w	803,50 1411w	890,70 1552w	979,20 1693w	1068,4 1834w	1158,6 1975w	1247,0 2116w	1336,7 2257w	1426,0 2398w	1460,0 2539w
K..H 260	€	570,40 754w	620,80 904w	672,80 1055w	723,00 1206w	783,20 1357w	878,50 1507w	975,20 1658w	1072,4 1809w	1194,1 1960w	1269,3 2110w	1366,5 2261w	1463,1 2412w	1560,4 2563w	1658,7 2713w
K..H 280	€	619,50 801w	675,90 961w	731,00 1121w	786,40 1282w	850,60 1442w	957,60 1602w	1061,2 1762w	1167,5 1922w	1299,3 2083w	1383,1 2243w	1489,0 2403w	1593,5 2563w	1699,0 2723w	1806,7 2884w
K..H 300	€	674,90 846w	735,10 1015w	794,40 1184w	854,60 1353w	926,00 1523w	1040,5 1692w	1155,7 1861w	1271,3 2030w	1413,0 2199w	1503,2 2368w	1619,7 2538w	1733,9 2707w	1849,5 2876w	1964,0 3045w

Δt different from 50K: technical data Brem

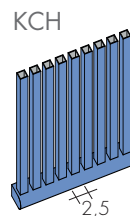

Mod. KUADRUM Q with square collectors at front - STANDARD PRODUCTION
C with curved collectors at front - PRODUCTION ON REQUEST

K..H 200 - 50
horizontal manifold height cm width cm



PRODUCTION ON REQUEST

Made-to-measure (± 3 mm) with:
- length of manifolds every 2,5 cm
- height of radiating tubes every 10 cm
- thermal output and prices by interpolation.
Height every 1 cm: increased size +20%
Sizes over 3 m: by estimate



DOUBLE VERSION K..DH

Is obtained by joining two KH radiators
K..DH price K..H x 2 + 115,90€

Standard EG fitting (delivery on left, at front, return on right, at rear).

Thermal output K..DH: single radiator x1,60

KUADRUM K..V

PRICE FROM 1.07.2022 **+15%**


EN 442 Watt Δt 50K (Δt 40K = $W \times 0,755$) - (Δt 30K = $W \times 0,526$)

MOD. (n° tubes) ▲▼ cm	Lengths / Longueurs												
	60	80	100	120	140	160	180	200	220	240	260	280	300
K..V 25 € (10t)	264,10 188w	278,20 251w	288,30 314w	307,40 377w	330,60 439w	370,50 502w	408,60 565w	446,70 628w	485,20 691w	521,10 753w	570,40 816w	619,50 879w	674,90 942w
K..V 30 € (12t)	288,30 226w	304,50 301w	314,50 377w	334,70 452w	360,30 527w	403,50 603w	445,00 678w	488,20 753w	527,20 829w	566,60 904w	620,80 979w	675,90 1055w	735,10 1130w
K..V 35 € (14t)	311,50 264w	330,60 352w	340,60 439w	362,90 527w	387,60 615w	436,90 703w	482,00 791w	528,20 879w	571,60 967w	613,50 1055w	672,80 1143w	731,00 1231w	794,40 1318w
K..V 40 € (16t)	335,20 301w	353,50 402w	365,70 502w	387,60 603w	418,90 703w	468,80 804w	520,10 904w	567,40 1005w	615,00 1105w	660,10 1205w	723,00 1306w	786,40 1406w	854,60 1507w
K..V 45 € (18t)	363,60 339w	383,60 452w	396,40 565w	421,30 678w	451,00 791w	506,90 904w	562,10 1017w	615,40 1130w	665,60 1243w	715,20 1356w	783,20 1469w	850,60 1582w	926,00 1695w
K..V 50 € (20t)	397,60 377w	407,00 502w	445,60 628w	473,00 753w	506,90 879w	570,40 1005w	631,60 1130w	691,80 1256w	749,10 1381w	803,50 1507w	878,50 1632w	957,60 1758w	1040,5 1883w
K..V 55 € (22t)	455,10 414w	480,30 552w	495,90 691w	524,80 829w	564,30 967w	633,70 1105w	702,00 1243w	768,20 1381w	831,50 1519w	890,70 1657w	975,20 1796w	1061,2 1934w	1155,7 2072w
K..V 60 € (24t)	479,10 452w	527,20 603w	543,30 753w	578,70 904w	619,50 1055w	695,90 1205w	772,50 1356w	844,60 1507w	912,00 1657w	979,20 1808w	1072,4 1959w	1167,5 2110w	1271,3 2260w
K..V 65 € (26t)	498,40 490w	575,30 653w	593,50 816w	630,30 979w	676,80 1143w	758,00 1306w	842,50 1469w	921,50 1632w	996,90 1796w	1068,4 1959w	1194,1 2122w	1299,3 2285w	1413,0 2449w
K..V 70 € (28t)	533,10 527w	612,40 703w	644,60 879w	682,80 1055w	734,00 1231w	823,20 1406w	912,00 1582w	999,40 1758w	1080,7 1934w	1158,6 2110w	1269,3 2285w	1383,1 2461w	1503,2 2637w
K..V 75 € (30t)	565,60 565w	650,50 753w	692,60 942w	736,20 1130w	789,40 1318w	887,70 1507w	983,00 1695w	1076,4 1883w	1162,9 2072w	1247,0 2260w	1366,5 2449w	1489,0 2637w	1619,7 2825w
K..V 80 € (32t)	604,50 603w	680,60 804w	740,90 1005w	787,00 1205w	846,50 1406w	950,00 1607w	1053,6 1808w	1152,8 2009w	1247,0 2210w	1336,7 2411w	1463,1 2612w	1593,5 2813w	1733,90 3014w
K..V 85 € (34t)	640,60 640w	712,90 854w	791,50 1067w	841,30 1281w	903,50 1494w	1014,3 1708w	1122,8 1921w	1227,2 2135w	1329,4 2348w	1426,0 2562w	1560,4 2775w	1699,0 2988w	1849,5 3202w
K..V 90 € (36t)	670,20 678w	743,10 904w	824,50 1130w	892,90 1356w	960,00 1582w	1077,9 1808w	1191,9 2034w	1306,6 2260w	1411,8 2486w	1515,0 2712w	1658,7 2938w	1806,7 3164w	1964,0 3390w
K..V 95 € (38t)	699,80 716w	773,40 954w	859,40 1193w	945,70 1431w	1017,4 1670w	1140,7 1909w	1264,3 2147w	1383,1 2386w	1496,2 2624w	1603,5 2863w	1756,3 3101w	1913,0 3340w	2081,6 3579w
K..V 100 € (40t)	729,00 753w	805,40 1005w	904,70 1256w	999,80 1507w	1072,4 1758w	1204,2 2009w	1334,6 2260w	1461,0 2511w	1580,7 2762w	1694,0 3014w	1856,5 3265w	2021,2 3516w	2197,2 3767w

Δt different from 50 K: consult Technical data Brem

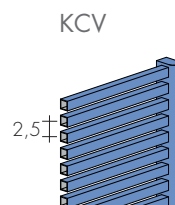
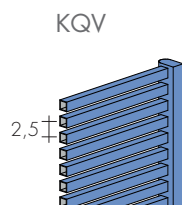
Mod. KUADRUM Q with square collectors at front - STANDARD PRODUCTION
C with curved collectors at front - PRODUCTION ON REQUEST

K..V 80 - 200
vertical manifold height cm lenght cm



PRODUCTION ON REQUEST

Made-to-measure (± 3 mm) with:
- height of manifolds every 2,5 cm
- lenght of radiating tubes every 10 cm
- thermal output and prices by interpolation.
Lenght every 1 cm: increased size +20%
Sizes over 3 m: by estimate



DOUBLE VERSION K..DV

Is obtained by joining two KV radiators
K..DV price $K..V \times 2 + 115,90\text{€}$

Standard EG fitting (delivery on left, at front, return on right, at rear).

Thermal output K..DV: single radiator $\times 1,65$

design Davide Diliberto

A particularly iconic product, its curved 25 mm diameter tubes have been assembled

and welded to form box shapes with an attractive diagonal cross in the centre.

We report the main measures for use in the bathroom.

DIMENSIONS:

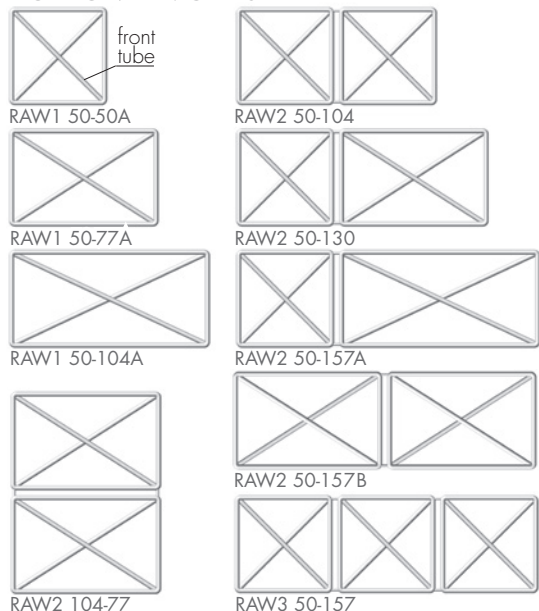
Lengths: from 50 to 157 cm

Heights: from 50 to 210 cm

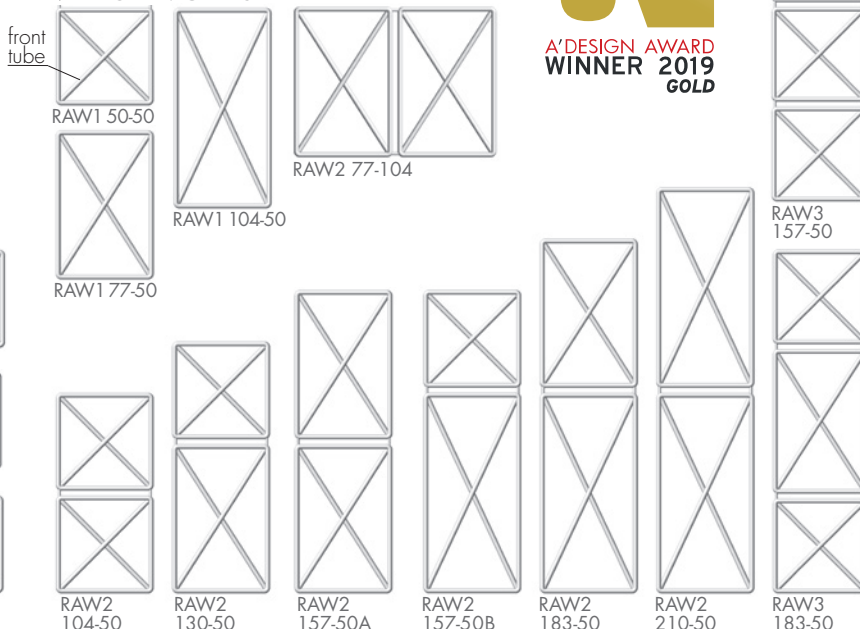
Depth: 10 cm

Depth from wall: 13,5 cm

HORIZONTAL MODELS



VERTICAL MODELS



**A'DESIGN AWARD
WINNER 2019
GOLD**

MODEL 50	HL cm	Standard white sablé €	EN 442		▲▽ t.c. cm	Height H cm	Width L cm	Weight M Kg	Volume V dm³	MIXED Version* (EHE cl.II) with sleeve and: cable ^o digital thermostat		
			Δt 50 K watt	Δt 30 K watt						€	W	€
HORIZONTAL												
RAW1	50-50A	524,20	287	153	42	50,5	50,5	4,4	2,1	108,80	250	171,10
RAW1	50-77A	605,70	356	189	68,5	50,5	77	5,5	2,7	110,80	400	173,10
RAW1	50-104A	675,60	421	224	95	50,5	103,5	6,7	3,3	110,80	400	173,10
RAW2	50-104	873,60	578	308	95	50,5	103,5	8,8	4,3	114,60	650	176,90
RAW2	50-130	926,00	647	344	121,5	50,5	130	9,9	4,9	114,60	650	176,90
RAW2	50-157A	978,40	712	379	148	50,5	156,5	11,1	5,5	114,60	650	176,90
RAW2	50-157B	978,40	717	381	148	50,5	156,5	11,1	5,4	114,60	650	176,90
RAW2	104-77	978,40	720	383	68,5	103,5	77	11,1	5,4	118,80	800	181,10
RAW3	50-157	1223,00	868	462	148	50,5	156,5	13,2	6,4	121,90	900	184,20
VERTICAL												
RAW1	50-50	524,20	287	153	42	50,5	50,5	4,4	2,1	108,80	250	171,10
RAW1	77-50	605,70	356	189	42	77	50,5	5,5	2,7	110,80	400	173,10
RAW1	104-50	675,60	421	224	42	103,5	50,5	6,7	3,3	110,80	400	173,10
RAW2	77-104	978,40	717	381	95	77	103,5	11,1	5,4	118,80	800	181,10
RAW2	104-50	873,60	578	308	42	103,5	50,5	8,8	4,3	112,70	500	175,00
RAW2	130-50	926,00	647	344	42	130	50,5	9,9	4,9	114,60	650	176,90
RAW2	157-50A	978,40	712	379	42	156,5	50,5	11,1	5,4	118,80	800	181,10
RAW2	157-50B	978,40	717	381	42	156,5	50,5	11,1	5,4	118,80	800	181,10
RAW2	183-50	1007,60	782	416	42	183	50,5	12,3	6,0	118,80	800	181,10
RAW2	210-50	1048,30	846	450	42	209,5	50,5	13,5	6,6	121,90	900	184,20
RAW3	157-50	1223,00	868	462	42	156,5	50,5	13,2	6,4	121,90	900	184,20
RAW3	183-50	1246,30	938	499	42	183	50,5	14,3	7,0	121,90	900	184,20

Other dimensions, page 170

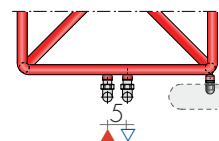
Ready Stock

(Δt 40K = W Δt 50Kx0,755)

*Electric Heating Element

^oRadio frequency chronothermostat p.227

MIXED VERSION*
EG fittings ▲▽ 5 cm



STANDARD PRODUCTION

White "sablé" paintwork - white B35 brackets

Tolerance ± 3mm - Air vent ø 1/8"

MAXIMUM OPERATING PRESSURE 8 BAR

PRODUCTION ON REQUEST

Paintwork to BREM color list with

colored brackets

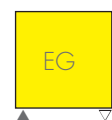
Electric version, e.RAW, page 263

STANDARD FITTING

EG ø 1/2"

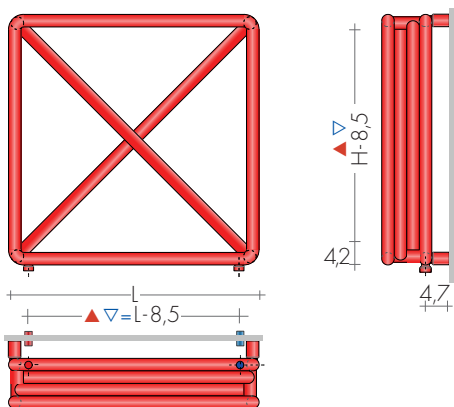
Fittings AC or BD on request

Special fittings, page 287



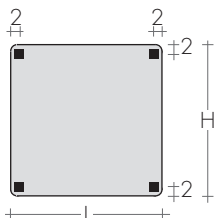
TAPPING CENTRES

EG vertical standard fittings
Side fittings, on request without extra



FIXINGS

B35 Brackets included

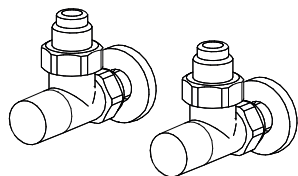


RECOMMENDED VALVES

CHROME PLATED VALVES KIT WITH:

- n°2 Valves with O-ring Tangs
- n°2 Fittings (multilayer ø16, copper ø12,14)
- n°2 Round washers

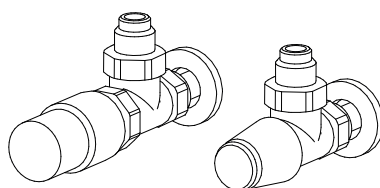
On request: Polished stainless tube cover
(to be cut to right size) Art. CA18 10,80€



ANGLED MINI VALVES KIT page 278
chrome-plated or white color Art. KMS 107,80€

ANGLED QUADRA VALVES KIT

page 279 Art. KQS 156,60€
extra for BREM color list 46,40€



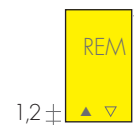
ANGLED TON VALVES KIT with THERMOSTATIC head Art. KTS 165,50€

ANGLED TON VALVES KIT page 277 Art. KVS 119,20€

REMOTE FITTINGS

Art.REM 36,60€

Remote fittings at the rear: ▲▽ EG



REMOTE VALVES ASSEMBLY KIT p. 281 with:
- n°2 Fittings (multilayer ø16, copper ø12,14)

REMOTE TON VALVES ASSEMBLY KIT Art. KVG 153,60€

REMOTE TON VALVES ASSEMBLY KIT with THERMOSTATIC head Art. KVGT 199,80€

CANNUCCIA STRAW

PRICE FROM 1.07.2022 **+15%**

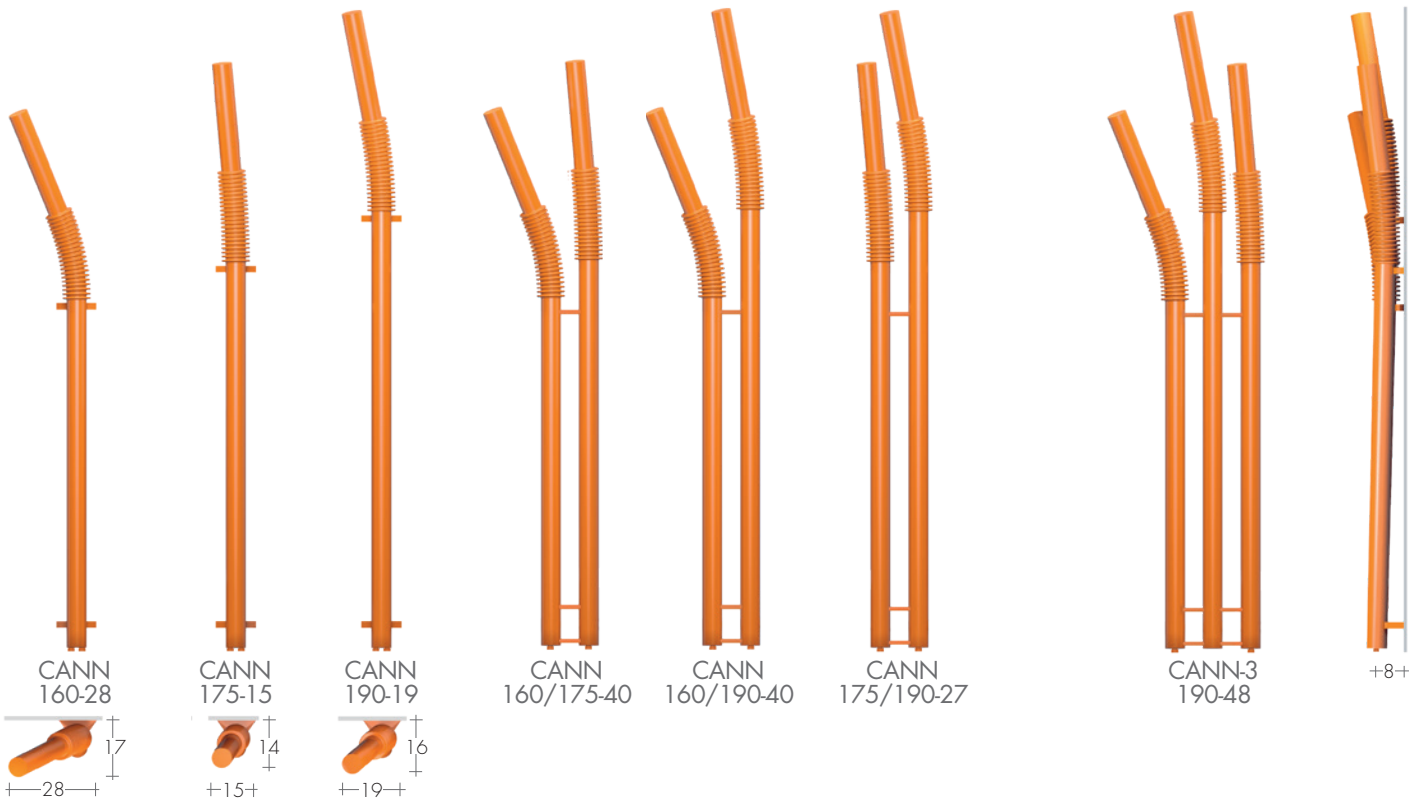
CANNUCCIA is a funny heated towel rail inspired by the famous plastic straw used

for drinks. CANNUCCIA can be hook for dresses or towel rail and is available in

design *Bettazzi+Percoco Architects* three sizes, with different angles to compose various configurations in different colors.

DIMENSIONS

H = 160/175/190 cm
L = from 19 to 51 cm
P = 17/14/16 cm



MODEL STRAW	H-L cm	Standard white sablé €	EN 442		▲▽ t.c. cm	Height H cm	Width L cm	Weight M Kg	Volume V dm ³	MIXED Version *(cl.II E.H.E.) with: cable ^o digital thermostat		
			Δt 50 K watt	Δt 30 K watt						€	W	€
CANN	160-28	499,10	141	74	3,6	160	28	4,2	4,4	-	-	-
CANN	175-15	517,10	155	82	3,6	175	15	4,5	4,7	-	-	-
CANN	190-19	535,10	167	88	3,6	190	19	4,8	5,1	-	-	-
CANN	160/175-40	806,30	301	158	12	175	40	8,1	9,1	89,90	400	152,20
CANN	160/190-40	824,20	313	165	12	190	40	8,4	9,5	89,90	400	150,20
CANN	175/190-27	842,20	327	172	12	190	27	8,7	9,9	91,80	500	152,20
CANN-3	190-48	1071,40	473	249	24	190	48	12,2	14,3	89,90	650	150,20
CAN-P	160/190-47	1053,80	568	244	19	190	47	16,3	11,2	89,90	650	150,20
CAN-3P	190-51	1301,00	807	342	27	190	51	22,7	16,5	91,80	800	152,20

Ready Stock

Δt 40K = Watt Δt 50K x 0,755

*TR accessory or mixed valve
°Radio frequency chronothermostat p.227

TOWEL BAR with wall fixings
(white or in the radiator color)

Art. MCA 30 69,60€ 30/15 cm (L/p)
Art. MCA 36 75,60€ 36/18 cm (L/p)



STANDARD PRODUCTION

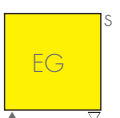
White "sablé" paintwork - B15 brackets
Tolerance ± 3mm - Air vent ø 1/8"
MAXIMUM OPERATING PRESSURE 8 BAR

PRODUCTION ON REQUEST

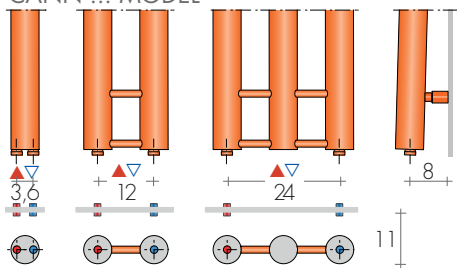
Paintwork to BREM color list with
colored brackets +15/25%
Electric version e-Cannuccia, page 264

STANDARD FITTING

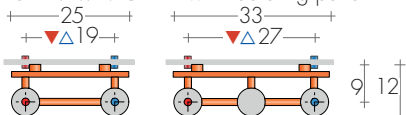
EG ø 1/2"
ø 3/8" fittings on request
Special fittings, page 287



TAPPING CENTRES
CANN ... MODEL



CAN-P.. MODEL with radiating panel



CAN-P
160/190-47

CAN-3P
190-51



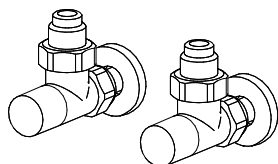
CANN 160/190-40

RECOMMENDED VALVES

CHROME PLATED VALVES KIT WITH:

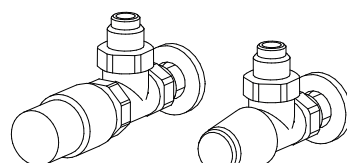
- n°2 Valves with O-ring Tangs
- n°2 Fittings (multilayer ø16, copper ø12,14)
- n°2 Round washers

On request: Polished stainless tube cover
(to be cut to right size) Art. CA18 10,80€



ANGLED MINI VALVES KIT page 278
chrome-plated or white color Art. KMS 107,80€

SIDE control TON VALVES KIT with
THERMOSTATIC head only for SINGLE STRAW
pag. 276-277 Art. KTLD.. 177,10€



ANGLED TON VALVES KIT with
THERMOSTATIC head Art. KTS 165,50€
ANGLED TON VALVES KIT page 277 Art. KVS 119,20€

REMOTE FITTINGS Art.REM 36,60€
Remote fittings at the rear: ▲▼ EG



REMOTE VALVES ASSEMBLY KIT p. 281 with:
- n°2 Fittings (multilayer ø16, copper ø12,14)

REMOTE TON VALVES ASSEMBLY KIT
Art. KVG 153,60€

REMOTE TON VALVES ASSEMBLY KIT with
THERMOSTATIC head Art. KVG T 199,80€

CLIP

PRICE FROM 1.07.2022 **+15%**

design Danilo Reale

An innovative, original design. Dynamic and functional, stylish and elegant, efficient and

experimental: CLIP is the new heated towel rail with an anti-conformist, pop art feel to it

that can fit in anywhere. It adds a touch of personality to any room.

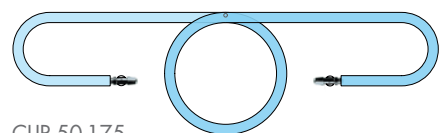
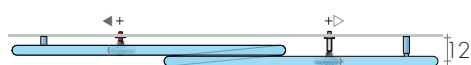
DIMENSIONS

Width: 50/130/175 cm

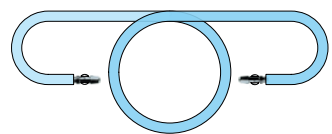

Height: 50/130/175 cm

Depth: 8,5 cm

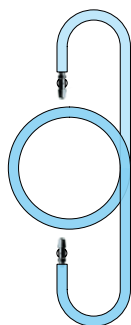
Depth from wall: 12 cm



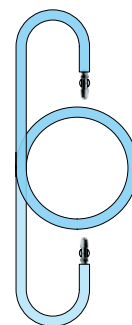
CLIP 50-175




CLIP 50-130



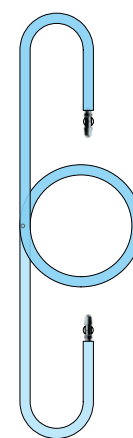
CLIP 130-50AC



CLIP 130-50BD



CLIP 175-50AC



CLIP 175-50BD

MOD.	H/L	Standard white sablé €	EN 442		▲▼ t.c. cm	Height H cm	Width L cm	Depth P cm	Weight M Kg	Volume V dm ³
			Δt 50 K watt	Δt 30 K watt						
HORIZONTAL										
CLIP	50-130	605,70	240	123	70	50	130	8	6,4	3,9
CLIP	50-175	716,40	280	144	86	50	175	8	8,0	4,8
VERTICAL										
CLIP	130-50AC	605,70	240	123	70	130	50	8	6,4	3,9
CLIP	130-50BD	605,70	240	123	70	130	50	8	6,4	3,9
CLIP	175-50AC	716,40	280	144	86	175	50	8	8,0	4,8
CLIP	175-50BD	716,40	280	144	86	175	50	8	8,0	4,8

Δt 40K = Watt Δt 50K x 0,755

Electric VERSION not available

STANDARD PRODUCTION

White "sablé" paintwork - B.. Brackets

Tolerance ± 3mm - Air vent ø 1/8"

MAXIMUM OPERATING PRESSURE 4 BAR

PRODUCTION ON REQUEST

Paintwork to BREM color list with

colored B.. brackets

Reverse fittings at rear

+15/25%

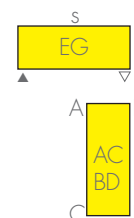
Art. ASR 85,00€

STANDARD FITTING

EG/AC/BD ø 1/2"

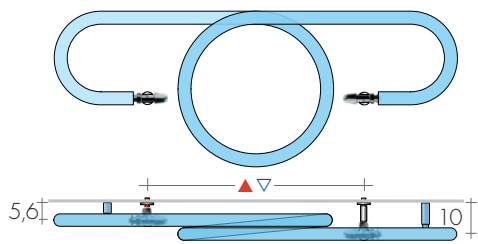
ø 3/8" fittings on request

Special fittings, page 287

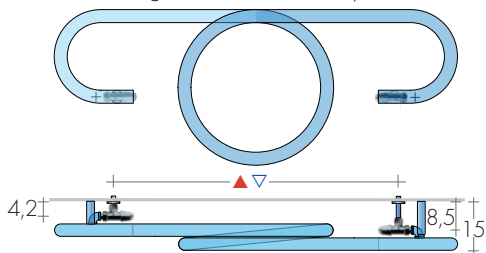


TAPPING CENTRES

Standard fittings



Reverse fittings at the rear, on request

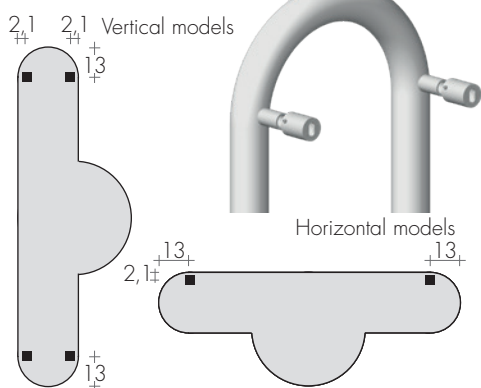


Model L or H 130 cm ▲ ▽ = 90 cm
 Model L or H 175 cm ▲ ▽ = 101 cm

Reverse fittings at the rear Art. ASR 85,00€

FIXINGS

Brackets included

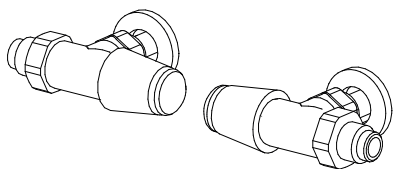


RECOMMENDED VALVES

CHROME PLATED VALVES KIT WITH:

- n°2 Valves with O-ring Tangs
- n°2 Fittings (multilayer ø16, copper ø12,14)
- n°2 Round washers

On request: Polished stainless tube cover
 (to be cut to right size) Art. CA18 10,80€


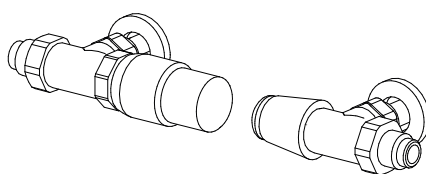
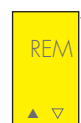


REVERSE TON VALVES KIT
 page 277 Art. KVR 119,20€



CLIP 175-50AC

REMOTE FITTINGS Art.REM 36,60€
 at the rear (tapping centres of reverse fittings)



REMOTE VALVES ASSEMBLY KIT p. 281 with:
 - n°2 Fittings (multilayer ø16, copper ø12,14)

REVERSE TON VALVES KIT with
 THERMOSTATIC head Art. KTR 165,50€

REMOTE TON VALVES ASSEMBLY KIT
 Art. KVG 153,60€

REVERSE TON VALVES KIT
 page 277 Art. KVR 119,20€

REMOTE TON VALVES ASSEMBLY KIT with
 THERMOSTATIC head Art. KVGT 199,80€

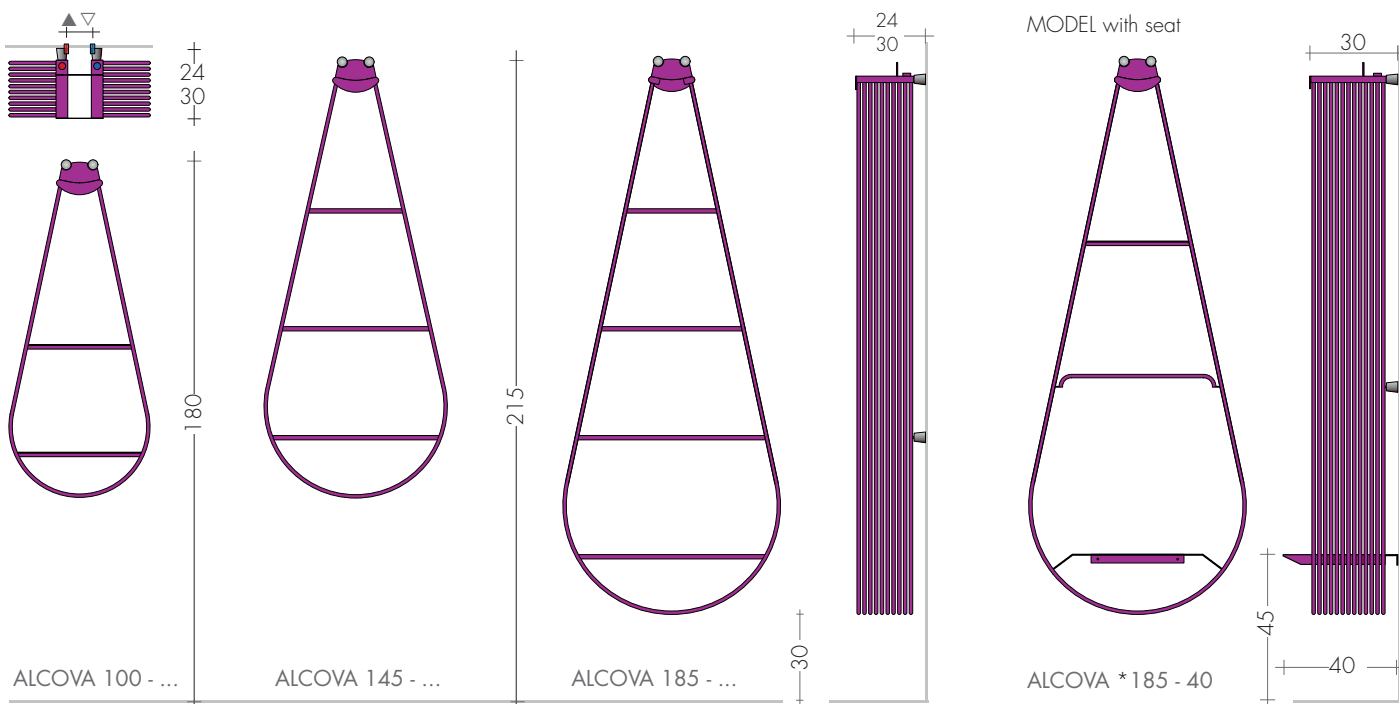
A heated towel rail made from round curved tubes and handtowel shelves.

Its original shape encourages you to enter: in fact, the largest model even has a metal seat.

Once inside, the warmth gently caresses you: an important accessory for the bathroom.

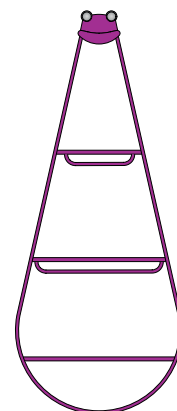
DIMENSIONS

Width 50 / 60 / 75 cm
 Height 110 / 145 / 185 cm
 Depth 20 / 26 / 40 cm
 Depth from wall 24 / 30 / 40 cm



MODEL	HP cm	white sablé standard €	EN 442		▲ ▽ t.c. cm	Height H cm	Width L cm	Weight		Volume V dm³	Towel bar on request cm
			Δt 50 K watt	Δt 30 K watt				M Kg	V		
ALCOVA	100-20	800,70	591	311	9,3	110	50	8,7	2,12	30	
ALCOVA	100-26	870,20	768	404	9,3	110	50	11,3	2,76	30	
ALCOVA	145-20	1018,50	737	388	9,3	145	60	12,1	2,73	30 and/or 50	
ALCOVA	145-26	1118,10	951	500	9,3	145	60	15,8	3,55	30 and/or 50	
ALCOVA	185-20	1237,90	948	499	9,3	185	75	13,3	3,50	30 and/or 50	
ALCOVA	185-26	1370,70	1232	648	9,3	185	75	17,1	4,56	30 and/or 50	
ALCOVA	*185-40	1428,80	1232	648	9,3	185	75	19,2	4,56	30	

*model with seat: maximum load 95 kg Δt 40K = Watt Δt 50Kx0,755 Electric and mixed versions not available



BEFORE ORDERING, PLEASE CHECK
 THE REQUIRED PRESSURE AND THE
 WORKMANSHIP OF THE CIRCUIT. (WATCH
 OUT FOR THE "SIPHON" EFFECT, PAGE 3)

HANDLE for towel welded
 under the shelf at the front
 L 30 cm Art. MA3 47,60 €
 L 50 cm Art. MA5 55,30 €

MINIMUM OPERATING PRESSURE 1,5 BAR
 MAXIMUM OPERATING PRESSURE 8 BAR

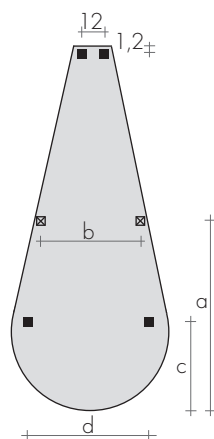
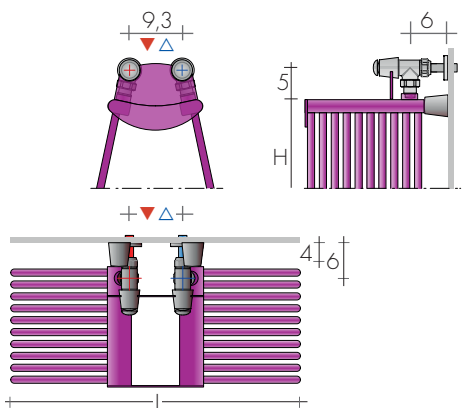
STANDARD PRODUCTION
 White sablé paintwork - M4B brackets
 Tolerance ±3 mm - Air valve ø 1/8"

PRODUCTION ON REQUEST
 Paintwork to Brem color list with
 colored B35 brackets +15/25%

STANDARD FITTING
 HK ø 1/2"
 Check circuit flow rate and pressure



TAPPING CENTRES



FIXINGS
M4 brackets
included

ALCOVA h 185 cm

Mod. H	a cm	b cm	c cm	d cm
100 - ..	-	-	14	38
145 - ..	-	-	14,8	45,2
185 - ..	93,1	47	20,4	59,9
*185 - ..	78,6	54	19,1	27,5



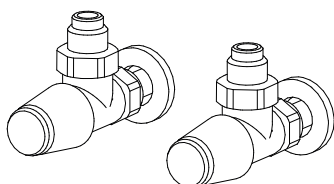
ALCOVA 185-40

RECOMMENDED VALVES

CHROME PLATED VALVES KIT WITH:

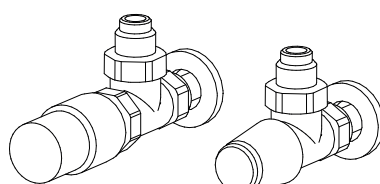
- n°2 Valves with O-ring Tangs
- n°2 Fittings (multilayer ø16, copper ø12,14)
- n°2 Round washers

On request: Polished stainless tube cover
(to be cut to right size) Art. CA18 10,80€



ANGLED MINI VALVES KIT page 278
chrome-plated or white color Art. KMS 107,80€

REMOTE FITTINGS, NOT AVAILABLE




M4 brackets

ANGLED TON VALVES KIT
page 277

Art. KVS 119,20€

ANGLED TON VALVES KIT with
THERMOSTATIC head Art. KTS 165,50€



design Pietro Facheris

The EYE heated towel rail is made from two curved radiators to obtain a particularly original shape. It is furnished with two supports and can

be completed with two pommel hooks for hanging bathrobes on.

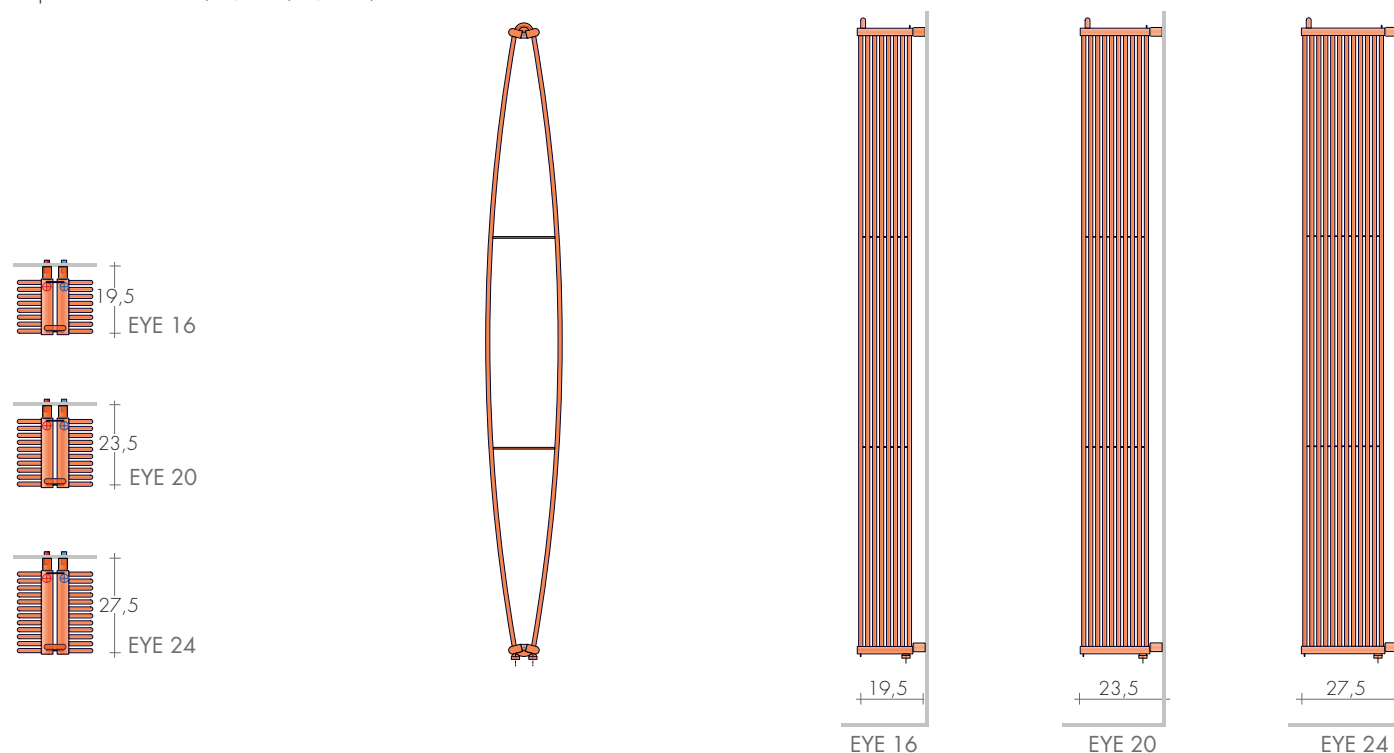
DIMENSIONS

Width 22 cm

Height 178 cm

Depth 16 / 20 / 24 cm

Depth from wall 19,5 / 23,5 / 27,5 cm



MODEL	H-P cm	white sablé standard €	EN 442		▲▼ t.c. cm	Height H cm	Width L cm	Weight M Kg	Volume V dm ³	Electric and mixed versions not available	
			Δt 50 K watt	Δt 30 K watt						-	-
EYE	180-16	1086,40	742	388	5	178	22	8,4	2,51	-	-
EYE	180-20	1171,20	928	485	5	178	22	10,4	3,06	-	-
EYE	180-24	1252,50	1114	583	5	178	22	12,4	3,61	-	-

Δt 40K = Watt Δt 50Kx0,755

MAXIMUM OPERATING PRESSURE 8 BAR

STANDARD PRODUCTION

White "sablé" paintwork - B35 brackets
Tolerance ± 3 mm - Air vent ø 1/8"

PRODUCTION ON REQUEST

Paintwork to Brem color list with
colored B35 brackets

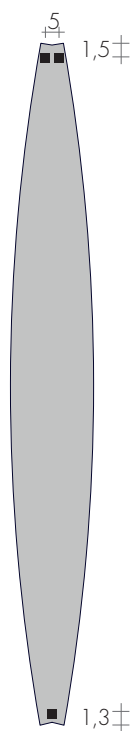
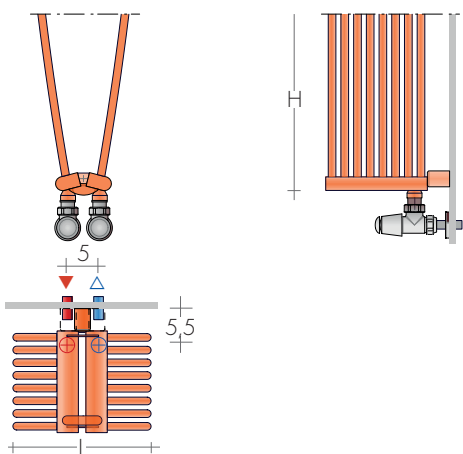
+15/25%

STANDARD FITTING EG ø 1/2"

Valves page 273
Accessories page 282



TAPPING CENTRES



FIXINGS
B35 brackets
included

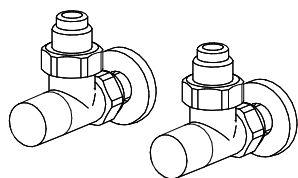


RECOMMENDED VALVES

CHROME PLATED VALVES KIT WITH:

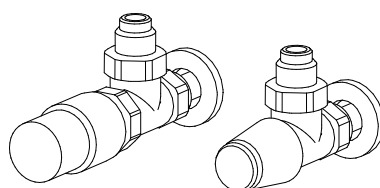
- n°2 Valves with O-ring Tangs
- n°2 Fittings (multilayer ø16, copper ø12,14)
- n°2 Round washers

On request: Polished stainless tube cover
(to be cut to right size) Art. CA18 10,80€



ANGLED MINI VALVES KIT page 278
chrome-plated or white color Art. KMS 107,80€

REMOTE FITTINGS, NOT AVAILABLE



ANGLED TON VALVES KIT with THERMOSTATIC head Art. KTS 165,50€

ANGLED TON VALVES KIT page 277 Art. KVS 119,20€

B35 brackets



The high thermal output and much reduced protrusion of the round tubes with curved

corners are the main characteristics of the MAHN heated towel rail. The beauty of

radiators using thin tubes is highlighted by the absence of sharp corners.

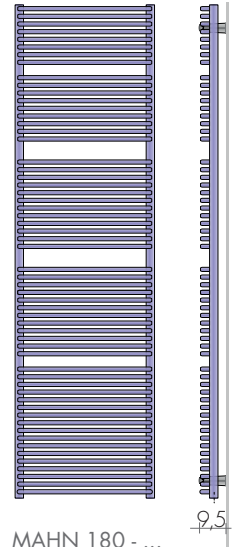
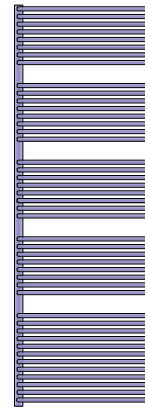
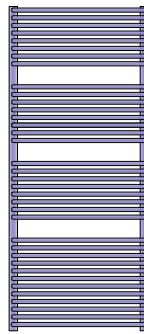
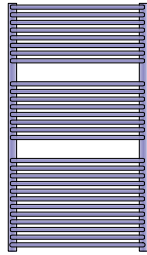

DIMENSIONS

Width 28/50/60/75 cm

Height 68,3/89,3/116,8/144,3/177,3 cm

Depth 6,5 cm

Depth from wall 9,5 cm



MAHN 70 - 50

MAHN 90 - ...

MAHN 120 - ...

MAHN 150 - ...

MAHN 180 - ...

MODEL	HxL cm	white sablé standard €	EN 442		▲▽ t.c. cm	Height H cm	Width L cm	Weight M Kg	Volume V dm ³	MIXED Version*(EHE cl.II) with:		
			Δt 50 K watt	Δt 30 K watt						cable ^o €	digital thermostat W	digital thermostat €
MAHN	70-50	483,60	420	220	47	68,3	50	5,5	3,31	89,90	400	150,20
MAHN	90-50	615,00	549	287	47	89,3	50	7	4,22	91,80	500	152,20
MAHN	90-60	639,10	636	333	57	89,3	60	7,9	4,59	93,70	650	160,20
MAHN	120-50	731,70	684	358	47	116,8	50	9	5,47	93,70	650	160,20
MAHN	120-60	762,90	814	426	57	116,8	60	10,2	5,95	97,90	800	163,30
Slim-MAHN	150-28	791,40	541	283	25	144,3	28	7,5	5,21	91,80	500	152,20
MAHN	150-50	867,30	833	436	47	144,3	50	11	6,73	97,90	800	160,20
MAHN	150-60	909,30	986	516	57	144,3	60	12,6	7,31	101,00	900	163,30
Slim-MAHN	180-28	940,20	683	357	25	177,3	28	9,7	6,76	93,70	650	160,20
MAHN	180-50	1025,80	1056	552	47	177,3	50	13,9	8,40	-	-	-
MAHN	180-60	1078,40	1226	641	57	177,3	60	15,8	9,14	108,30	1200	170,60
MAHN	180-75	1166,50	1562	817	72	177,3	75	18,7	10,25	117,70	1500	180,00
MAHN-PLUS	150-50	1488,80	1604	842	47	144,3	50	20,5	13,20	117,70	1500	180,00
MAHN-PLUS	180-50	1735,60	2011	1056	47	177,3	50	26,8	16,46	-	-	-
CHROME-PLATED VERSION												
M-CROM	70-50	975,60	336	176	47	68,3	50	5,5	3,31	-	-	-
M-CROM	90-50	1243,50	439	229	47	89,3	50	7	4,22	89,90	400	152,20
M-CROM	120-50	1478,40	547	286	47	116,8	50	9	5,47	91,80	500	154,10
M-CROM	150-28	1598,20	433	227	25	144,3	28	7,4	5,21	89,90	400	152,20
M-CROM	150-50	1752,00	666	349	47	144,3	50	11	6,73	93,70	650	160,20
M-CROM	180-28	1895,00	546	285	25	177,3	28	9,7	6,76	91,80	500	154,10
M-CROM	180-50	2072,40	845	442	47	177,3	50	13,9	8,40	97,90	800	160,20
M-CROM	180-60	2694,90	980	512	57	177,3	60	15,8	9,14	101,00	900	163,30

Δt 40K = Watt Δt 50Kx0,755

*TR accessory or mixed valve

^oRadio frequency chronothermostat p.227

MAXIMUM OPERATING PRESSURE 8 BAR

STANDARD PRODUCTION

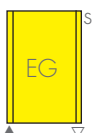
White "sablé" paintwork - white M8B brackets
 Chrome plated finish with chrome-pl. brackets
 Air vent ø 1/8" - Tolerance ± 3mm

PRODUCTION ON REQUEST

Paintwork to Brem color list with
 chrome-plated M8C brackets +15/25%
 Electrical version e.Mahn, page 265

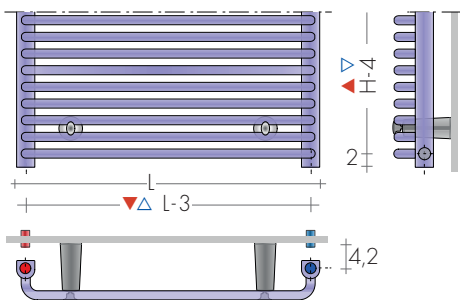
STANDARD FITTING

EG ø 1/2"
 Fittings on request, page 287
 Accessories, page 283



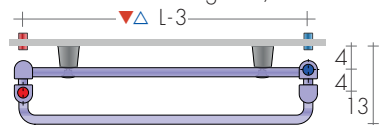
TAPPING CENTRES

EG vertical standard fittings
Side fittings, on request

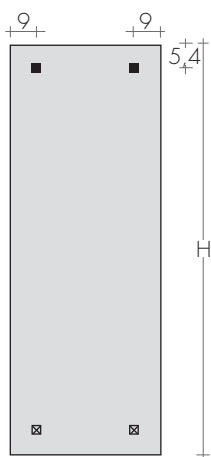


Side fittings (▲▽: H-4cm) Art. AS 75,50€

MAHN PLUS EG fittings ø 1/2"



left front delivery, right rear return



FIXINGS
Brackets included



Art. M8..

MAHN h 180 cm



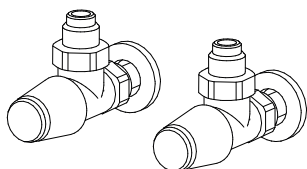
M-CROM 90-50

RECOMMENDED VALVES

CHROME PLATED VALVES KIT WITH:

- n°2 Valves with O-ring Tangs
- n°2 Fittings (multilayer ø16, copper ø12,14)
- n°2 Round washers

On request: Polished stainless tube cover
(to be cut to right size) Art. CA18 10,80€

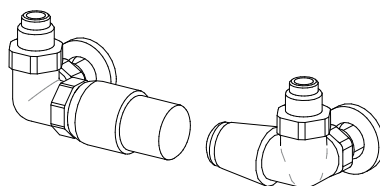


ANGLED TON VALVES KIT
page 277

Art. KVS 119,20€

ANGLED MINI VALVES KIT

chrome-plated or white color Art. KMS 107,80€



SIDE control TON VALVES KIT with THERMOSTATIC head

Art. KTL 177,10€


SIDE control TON VALVES KIT
page 277

Art. KVL 130,90€

REMOTE FITTINGS

Art.REM 36,60€

remote fittings at the rear (EG tapping centres)



2,5±

REMOTE VALVES ASSEMBLY KIT p. 281 with:
- n°2 Fittings (multilayer ø16, copper ø12,14)

REMOTE TON VALVES ASSEMBLY KIT

Art. KVG 153,60€

REMOTE TON VALVES ASSEMBLY KIT with THERMOSTATIC head Art. KVGt 199,80€

The PLUS 12 towel heater has three series of ø14 mm thin tubes to offer high output.

The manifolds, with their round tubes, are extremely compact to minimise space.

The PLUS 12 comes in all the shades in the Brem colour list.

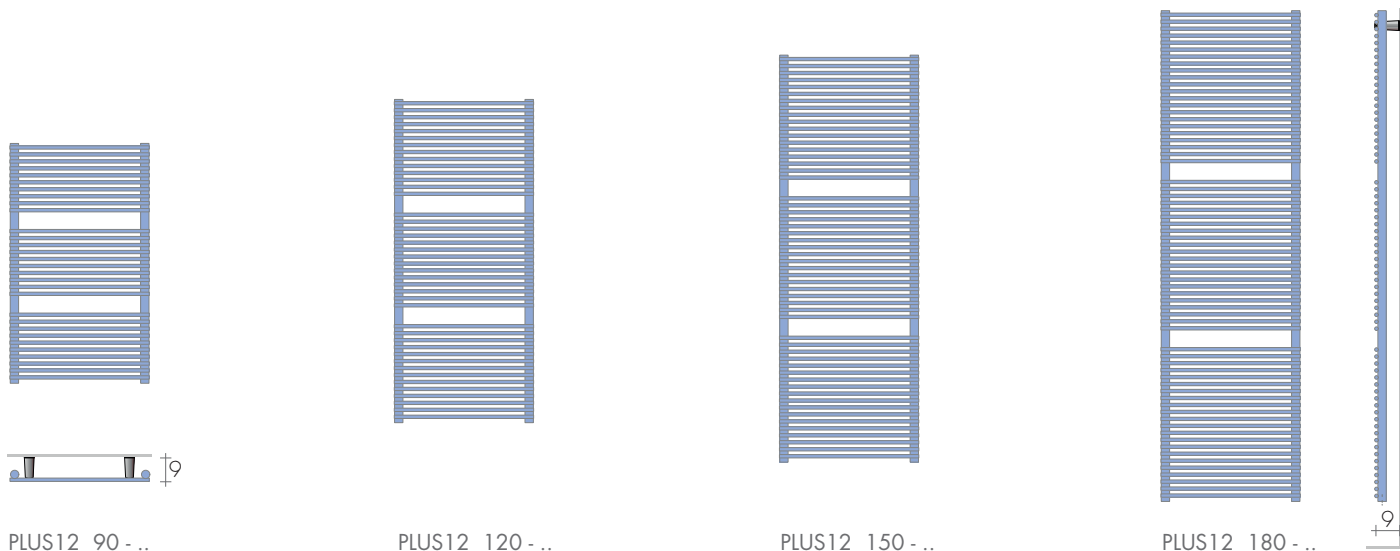
DIMENSIONS

Widths: 40 / 50 / 60 / 75 cm

Heights: 86/116/146/176 cm

Depth: 4 cm

Depth from wall: 9 cm



MODEL	H/L cm	white sablé standard €	EN 442		▲▽ t.c. cm	Height H cm	Width L cm	Weight M Kg	Volume V dm ³	MIXED VERSION*(EHE cl.II) with:		
			Δt 50 K watt	Δt 30 K watt						cablé ^o €	digital thermostat W €	
PLUS 12	90-40	326,40	415	222	37	86	40	7,2	1,94	89,90	400	150,20
PLUS 12	90-50	332,50	481	258	47	86	50	7,9	2,15	91,80	500	152,20
PLUS 12	120-40	464,20	575	308	37	116	40	9,4	2,71	91,80	500	152,20
PLUS 12	120-50	477,80	667	358	47	116	50	11,0	2,99	93,70	650	160,20
PLUS 12	150-40	532,10	725	389	37	146	40	12,0	3,43	97,90	800	163,30
PLUS 12	150-50	548,70	841	451	47	146	50	14,2	3,81	97,90	800	163,30
PLUS 12	150-60	569,50	976	523	57	146	60	16,4	4,19	101,00	900	163,30
PLUS 12	180-40	608,20	892	478	37	176	40	14,6	4,18	101,00	900	163,30
PLUS 12	180-50	636,70	1035	555	47	176	50	17,6	4,58	101,00	900	163,30
PLUS 12	180-60	653,00	1201	644	57	176	60	20,0	5,06	108,30	1200	170,60
PLUS 12	180-75	738,90	1449	777	72	176	75	23,6	5,78	117,70	1500	180,00

▶ Ready Stock

Δt 40K = Watt Δt 50Kx0,755

*TR accessory or mixed valve
^oRadio frequency chronothermostat p.227

STANDARD PRODUCTION

White "sablé" paintwork - M8GB brackets
 Tolerance ± 3 mm - Air vent ø 1/8"

MAXIMUM OPERATING PRESSURE 6 BAR

PRODUCTION ON REQUEST

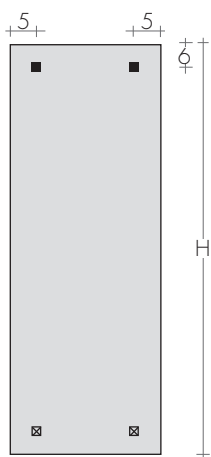
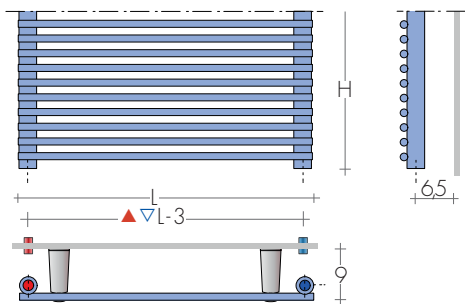
Paintwork to Brem color list with
 chrome-plated M8C brackets +15/25%
 Electric version e.Plus12, page 266

STANDARD FITTINGS

EG ø 1/2"
 Brem valves, page 275
 Accessories, page 282



TAPPING CENTRES



FIXINGS
Brackets included



Art. M8..

⊠ PLUS 12 H 180 cm



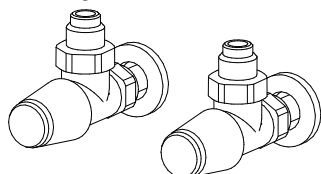
PLUS 12 150-50

RECOMMENDED VALVES

CHROME PLATED VALVES KIT WITH:

- n°2 Valves with O-ring Tangs
- n°2 Fittings (multilayer ø16, copper ø12,14)
- n°2 Round washers

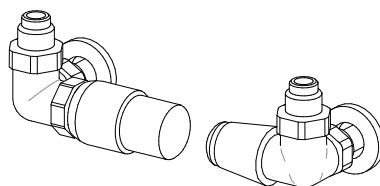
On request: Polished stainless tube cover (to be cut to right size) Art. CA18 10,80€



ANGLED TON VALVES KIT Art. KVS 119,20€

ANGLED TON VALVES KIT with THERMOSTATIC head Art. KTS 165,50€

ANGLED MINI VALVES KIT page 278
chrome-plated or white color Art. KMS 107,80€



SIDE control TON VALVES KIT with THERMOSTATIC head Art. KTL 177,10€

SIDE control TON VALVES KIT page 277 Art. KVL 130,90€

REMOTE FITTINGS Art.REM 36,60€
remote fittings at the rear (EG tapping centres)



2,5 ⊠ REM

REMOTE VALVES ASSEMBLY KIT p. 281 with:
- n°2 Fittings (multilayer ø16, copper ø12,14)

REMOTE TON VALVES ASSEMBLY KIT Art. KVG 153,60€

REMOTE TON VALVES ASSEMBLY KIT with THERMOSTATIC head Art. KVGt 199,80€

START CURVO

PRICE FROM 1.07.2022 **+15%**

The START CURVO is the first heated towel rail with rounded surfaces. The original design

of pure and slightly arched lines makes START unique in shape while increasing its

practicality. The valves are positioned on the inside, reducing the total space taken up.

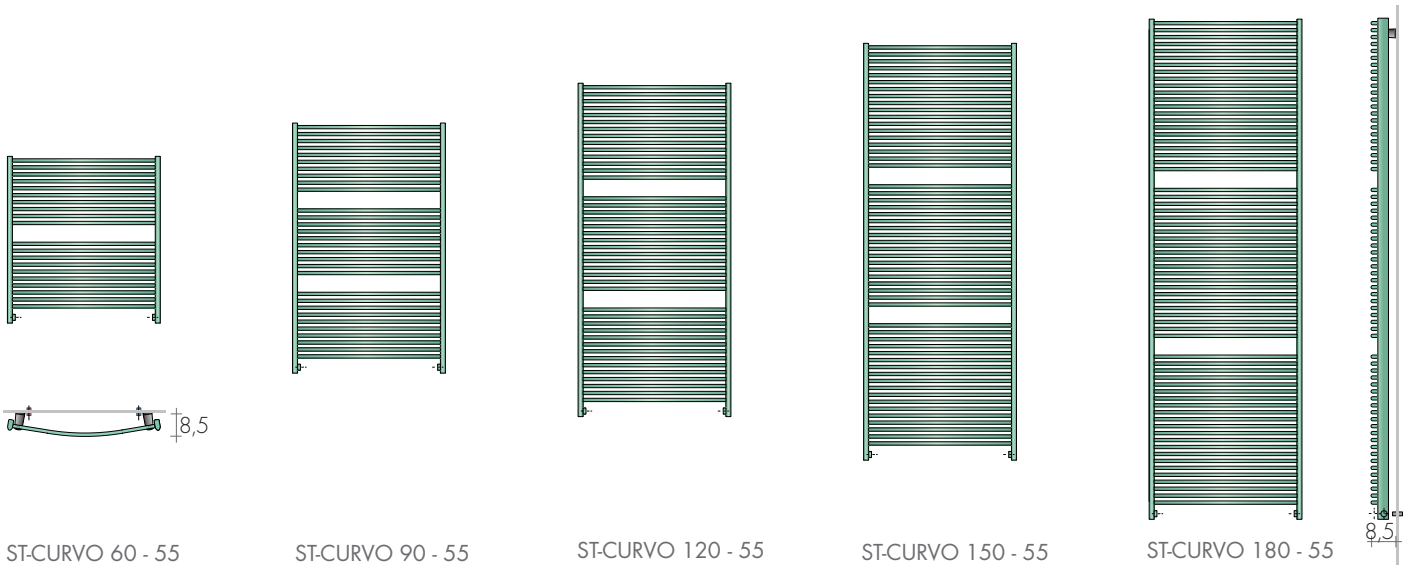
DIMENSION

Width 54 cm

Height 60 / 90 / 120 / 150 / 180 cm

Depth 6 cm

Depth from wall 8,5 cm



MODEL	H/L cm	white sablé standard €	EN 442		▲▽ i.c. cm	Height H cm	Width L cm		Weight M Kg	Volume V dm ³	MIXED Version (EHE cl.II) with sleeve and: cable ^o digital thermostat		
			Δt 50 K watt	Δt 30 K watt			€	W			€		
ST-CURVO	60-55	444,30	320	164	39,5	60	54	4,1	1,53	108,80	250	115,80	
ST-CURVO	90-55	606,80	484	249	39,5	90	54	6,2	2,03	110,80	500	119,90	
ST-CURVO	120-55	705,00	654	336	39,5	120	54	8,6	2,79	114,60	650	122,00	
ST-CURVO	150-55	860,20	832	428	39,5	150	54	10,9	3,54	118,80	800	126,40	
ST-CURVO	180-55	952,20	1016	522	39,5	180	54	13,3	4,30	121,90	900	129,80	
CHROME-PLATED VERSION													
C-CROM	60-55	953,90	256	131	39,5	60	54	4,1	1,53	108,80	250	115,80	
C-CROM	90-55	1268,10	387	199	39,5	90	54	6,2	2,03	110,80	400	117,80	
C-CROM	120-55	1472,90	523	269	39,5	120	54	8,6	2,79	112,70	500	119,90	
C-CROM	150-55	1796,80	666	343	39,5	150	54	10,9	3,54	114,60	650	122,00	
C-CROM	180-55	1988,60	813	418	39,5	180	54	13,3	4,30	118,80	800	126,40	

▶ Ready Stock

Δt 40K = Watt Δt 50K x 0,755

^oRadio frequency chronothermostat p.227

STANDARD PRODUCTION

White "sablé" paintwork - white M4FB brackets
 Chrome-plated finish with chrome-pl. brackets
 Tolerance ± 3 mm - Air vent ø 1/8"
 MAXIMUM OPERATING PRESSURE 8 BAR

PRODUCTION ON REQUEST

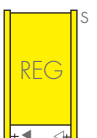
Paint to Brem color list with
 chrome-plated brackets M4FC
 Electric version e.STCurvo

+15/25%
 page 267

STANDARD FITTINGS

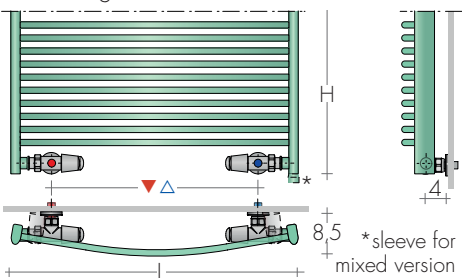
REG ø 1/2"

EG and side fittings on request
 Brem reverse valves page 273



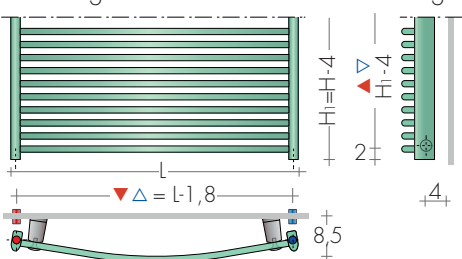
TAPPING CENTRES

REG fittings with reverse valves as standard



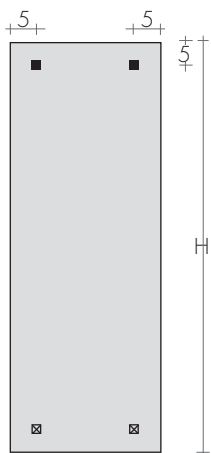
ON REQUEST

EG fittings



Height is 4 cm less (H1) for:

- EG fitting (t.c. L-1,8cm) Art. AS 75,50€
- side fittings (t.c. H1-4cm) Art. AS 75,50€



FIXINGS
Brackets included



Art. M4F.

Start CURVO H 180 cm



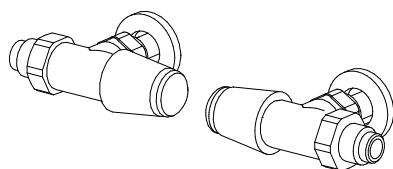
C-CROM 90-55

RECOMMENDED VALVES

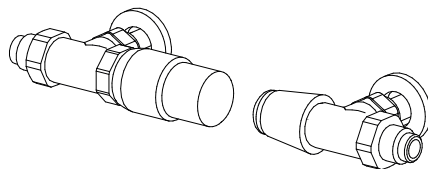
CHROME PLATED VALVES KIT WITH:

- n°2 Valves with O-ring Tangs
- n°2 Fittings (multilayer ø16, copper ø12,14)
- n°2 Round washers

On request: Polished stainless tube cover (to be cut to right size) Art. CA18 10,80€




REVERSE TON VALVES KIT
page 277



REVERSE TON VALVES KIT with
THERMOSTATIC head Art. KTR 165,50€

REMOTE FITTINGS Art.REM 36,60€
remote fittings at the rear (EG tapping centres)



2,5 ±



REMOTE VALVES ASSEMBLY KIT p. 281 with:
- n°2 Fittings (multilayer ø16, copper ø12,14)

REMOTE TON VALVES ASSEMBLY KIT
Art. KVG 153,60€

REMOTE TON VALVES ASSEMBLY KIT with
THERMOSTATIC head Art. KVG T 199,80€

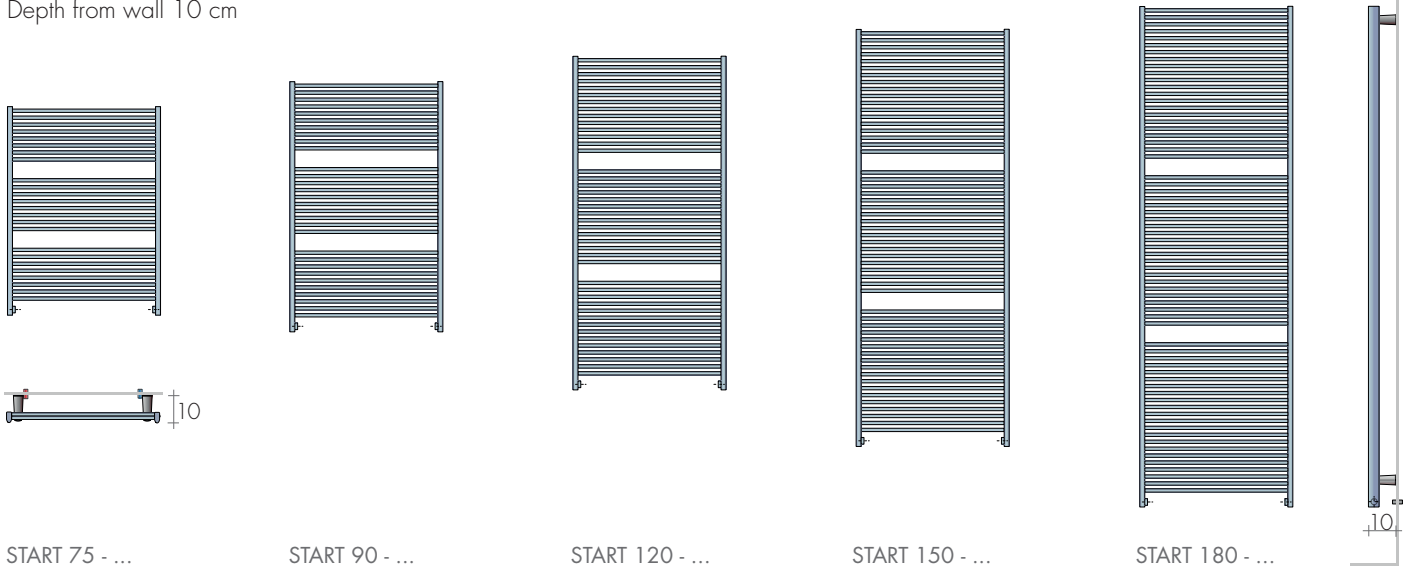
The START heated towel rail is produced using thin radiating $\varnothing 12$ tubes connected to vertical manifolds forming the exclusive

pointed arch shape. The straight version is unusual in that it has offset upper tubes to improve the distribution of the heat.

The valves are positioned on the inside, to produce a clean design, reducing the total space taken up by the towel rail.

DIMENSIONS

Width 35 / 45 / 55 / 60 / 70 cm
 Height 75 / 90 / 120 / 150 / 180 cm
 Depth 4,7 cm
 Depth from wall 10 cm



MODEL	HL cm	white sablé standard €	EN 442		▲ ▽ t.c. cm	Height H cm	Width L cm	Weight M Kg	Volume V dm ³	MIXED Version (EHE cl.II) with sleeve and: cable ^o digital thermostat		
			Δt 50 K watt	Δt 30 K watt						€	W	€
START	75-45	346,60	339	174	31	75	45	4,4	1,46	108,80	250	171,10
START	75-55	363,00	401	206	41	75	55	5,0	1,65	110,80	400	173,10
START	90-45	423,80	409	210	31	90	45	5,4	1,79	110,80	400	173,10
START	90-55	441,80	484	249	41	90	55	6,2	2,03	112,70	500	175,00
START	90-60	451,50	522	268	46	90	60	6,6	2,15	112,70	500	175,00
START	120-45	506,80	552	284	31	120	45	7,4	2,46	112,70	500	175,00
START	120-55	525,10	654	336	41	120	55	8,6	2,79	114,60	650	176,90
START	120-60	533,60	706	363	46	120	60	9,1	2,95	114,60	650	176,90
Slim START	150-35	615,10	573	295	21	150	35	7,1	2,43	112,70	500	175,00
START	150-45	633,00	703	361	31	150	45	9,4	3,12	114,60	650	176,90
START	150-55	660,10	832	428	41	150	55	10,9	3,54	118,80	800	181,10
START	150-60	674,20	896	461	46	150	60	11,6	3,76	121,90	900	184,20
Slim START	180-35	707,80	706	363	21	180	35	9,6	2,94	114,60	650	176,90
START	180-45	725,90	861	443	31	180	45	11,5	3,78	121,90	900	184,20
START	180-55	752,90	1016	522	41	180	55	13,3	4,30	121,90	900	184,20
START	180-60	771,20	1094	562	46	180	60	14,2	4,56	129,20	1200	191,50
START	180-70	806,40	1249	642	56	180	70	15,9	5,08	129,20	1200	191,50
CHROME-PLATED VERSION												
ST-CROM	90-45	943,90	327	168	31	90	45	5,4	1,79	108,80	250	171,10
ST-CROM	120-45	1127,70	442	227	31	120	45	7,4	2,46	110,80	400	173,10
ST-CROM	120-55	1168,40	523	269	41	120	55	8,6	2,79	112,70	500	175,00
ST-CROM	150-35	1368,60	458	236	21	150	35	7,1	2,43	112,70	500	175,00
ST-CROM	150-45	1409,40	562	289	31	150	45	9,4	3,12	112,70	500	175,00
ST-CROM	150-55	1470,90	666	343	41	150	55	10,9	3,54	114,60	650	176,90
ST-CROM	180-35	1575,70	565	291	21	180	35	9,6	2,94	112,70	500	175,00
ST-CROM	180-55	1677,30	813	418	41	180	55	13,3	4,30	121,90	900	184,20

Made-to-measure versions on request

▶ Ready Stock

Δt 40K = Watt Δt 50K x 0,755

^oRadio frequency chronothermostat p.277

STANDARD PRODUCTION

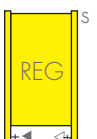
White "sablé" paintwork - Brackets M8B
 Chrome-plated finish with chrome brackets
 Tolerance ± 3 mm - Air vent $\varnothing 1/8"$
 Maximum operating pressure 8 bar

PRODUCTION ON REQUEST

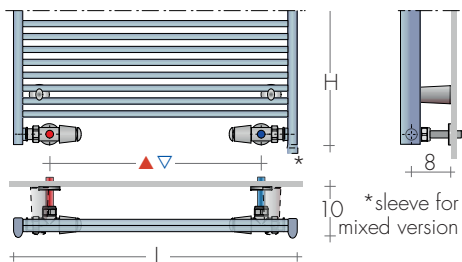
Paint to Brem color list +15/25%
 Start DIVIS, page 234
 Electric version e.Start page 267

STANDARD FITTING

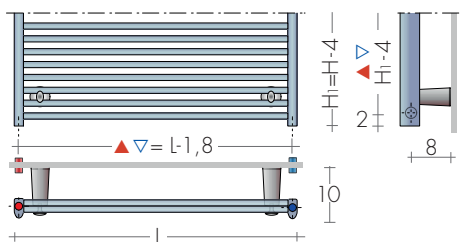
REG $\varnothing 1/2"$
 EG and side fittings, on request
 Brem reverse valves page 273



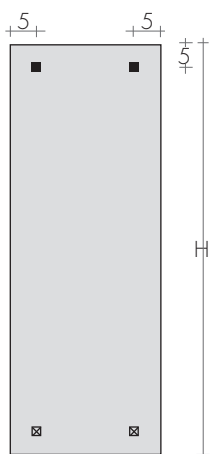
TAPPING CENTRES REG



ON REQUEST
EG fittings



Height is 4 cm less (H1) for:
 - EG fitting (t.c. L-1,8cm) Art. AS 75,50€
 - side fittings (t.c. H1-4cm) Art. AS 75,50€



FIXINGS
Brackets included



Art. M8..

☒ START H 180 cm



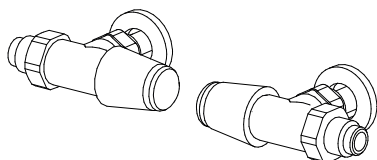
START 180-45

RECOMMENDED VALVES

CHROME PLATED VALVES KIT WITH:

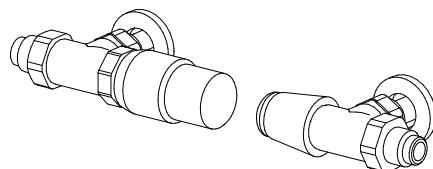
- n°2 Valves with O-ring Tangs
- n°2 Fittings (multilayer ø16, copper ø12,14)
- n°2 Round washers

On request: Polished stainless tube cover
 (to be cut to right size) Art. CA18 10,80€



REVERSE TON VALVES KIT
page 277

Art. KVR 119,20€



REVERSE TON VALVES KIT with
THERMOSTATIC head Art. KTR 165,50€

REMOTE FITTINGS Art.REM 36,60€
 remote fittings at the rear (EG tapping centres)



2,5 ± REM

REMOTE VALVES ASSEMBLY KIT p. 281 with:
 - n°2 Fittings (multilayer ø16, copper ø12,14)

REMOTE TON VALVES ASSEMBLY KIT
 Art. KVG 153,60€

REMOTE TON VALVES ASSEMBLY KIT with
 THERMOSTATIC head Art. KVGt 199,80€

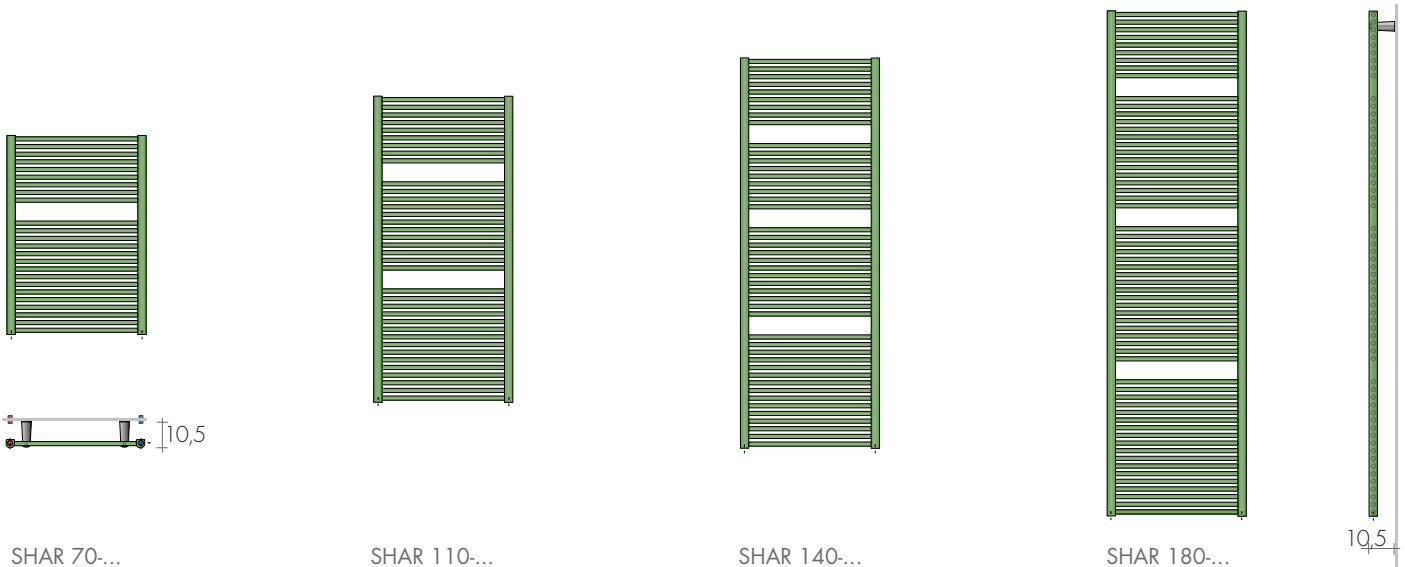
SHAR has all the main characteristics of a traditional heated towel rail. Its aesthetic

harmony arises from the semi-oval shape of the manifolds, which are reduced to minimum

dimensions and with radiating tubes of \varnothing 15 mm, they portray lightness and solidity.

DIMENSIONS

Width 33 / 45 / 50 / 60 / 75 / 90 cm
 Height 71,8 / 110,3 / 140,6 / 181,8 cm
 Depth 3 cm
 Depth from wall 10,5 cm



MODEL	H-L cm	white sablé standard €	EN 442		▲▽ t.c. cm	Height H cm	Width L cm	Weight M Kg	Volume V dm ³	MIXED Version*(EHE cl.II) with:		
			Δt 50 K watt	Δt 30 K watt						cable ^o €	digital thermostat W	€
SHAR	70-45	331,20	353	181	42	71,8	45	4,9	3,12	89,90	400	152,20
SHAR	70-50	340,30	389	200	47	71,8	50	5,3	3,27	89,90	400	152,20
SHAR	70-60	353,60	458	235	57	71,8	60	6,1	3,59	91,80	500	154,10
SHAR	70-75	383,00	552	284	72	71,8	75	7,4	4,07	91,80	500	154,10
SHAR	110-45	430,40	526	270	42	110,3	45	7,4	4,74	91,80	500	154,10
SHAR	110-50	441,30	580	298	47	110,3	50	8,0	4,97	93,70	650	156,00
SHAR	110-60	460,90	684	352	57	110,3	60	9,2	5,45	93,70	650	156,00
Slim SHAR	140-33	506,80	468	241	30	140,6	33	7,3	4,51	91,80	500	154,10
SHAR	140-45	541,20	653	336	42	140,6	45	9,3	6,00	93,70	650	156,00
SHAR	140-50	556,00	720	370	47	140,6	50	10,0	6,29	97,90	800	160,20
SHAR	140-60	579,60	851	437	57	140,6	60	11,6	6,88	101,00	900	163,30
Slim SHAR	180-33	619,50	618	318	30	181,8	33	9,7	4,89	93,70	650	156,00
SHAR	180-45	661,50	870	447	42	181,8	45	12,2	7,85	101,00	900	163,30
SHAR	180-50	679,70	955	491	47	181,8	50	13,2	8,24	101,00	900	163,30
SHAR	180-60	709,40	1126	579	57	181,8	60	15,3	9,03	108,30	1200	170,60
SHAR	180-75	756,00	1363	701	72	181,8	75	18,1	10,21	117,70	1500	180,00
SHAR	180-90	801,40	1640	843	87	181,8	90	21,1	11,40	117,70	1500	180,00
CHROME-PLATED VERSION												
S-CROM	70-50	779,50	311	160	47	71,8	50	5,3	3,27	-	-	-
S-CROM	110-50	1011,00	464	238	47	110,3	50	8,0	4,97	91,80	500	154,10
S-CROM	140-33	1159,80	374	193	30	140,6	33	7,3	4,51	89,90	400	152,20
S-CROM	140-50	1274,30	576	296	47	140,6	50	10,0	6,29	93,70	650	156,00
S-CROM	180-33	1420,50	494	254	30	181,8	33	9,7	4,89	91,80	500	154,10
S-CROM	180-50	1556,10	764	393	47	181,8	50	13,2	8,24	97,90	800	160,20
S-CROM	180-60	1623,70	901	463	57	181,8	60	15,3	9,03	101,00	900	163,30

Made-to-measure versions on request ▶ Ready Stock

Δt 40K = Watt Δt 50Kx0,755

*TR accessory or MIXED valve,
^oRadio frequency chronothermostat p.227

MAXIMUM OPERATING PRESSURE 8 BAR

STANDARD PRODUCTION


White "sablé" paintwork-white brackets M8B
 Chrome-plated finish with chrome-pl. brackets
 Tolerance \pm 3 mm - Air vent \varnothing 1/8"

PRODUCTION ON REQUEST

Paint to Brem color list with
 chrome-plated M8C brackets +15%/25%
 Electric version e.Shar, page 268

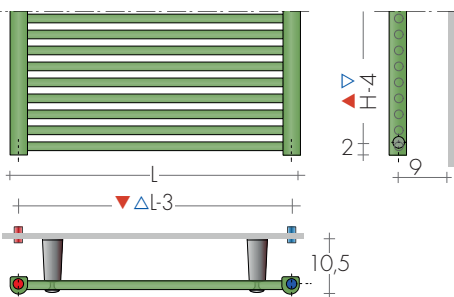
STANDARD FITTINGS

EG \varnothing 1/2"
 Shar DIVIS, page 222
 Special fittings, page 287

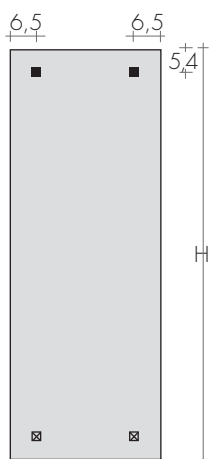


TAPPING CENTRES

EG vertical standard fittings
Side fittings, on request



Side fittings (▲▼: H-4cm) Art. AS 75,50€



FIXINGS
Brackets included



Art. M8..

☒ SHAR h 180 cm



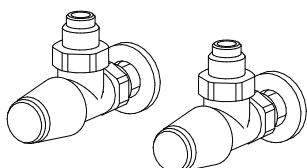
S-CROM 140-50

RECOMMENDED VALVES

CHROME PLATED VALVES KIT WITH:

- n°2 Valves with O-ring Tangs
- n°2 Fittings (multilayer ø16, copper ø12,14)
- n°2 Round washers

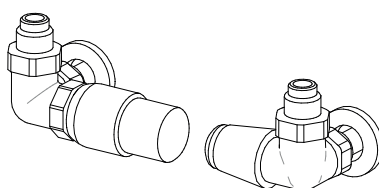
On request: Polished stainless tube cover
(to be cut to right size) Art. CA18 10,80€



ANGLED TON VALVES KIT Art. KVS 119,20€

ANGLED TON VALVES KIT with THERMOSTATIC head Art. KTS 165,50€

ANGLED MINI VALVES KIT page 278
chrome-plated or white color Art. KMS 107,80€



SIDE control TON VALVES KIT with THERMOSTATIC head Art. KTL 177,10€

SIDE control TON VALVES KIT page 277 Art. KTS 130,90€

REMOTE FITTINGS Art.REM 36,60€
remote fittings at the rear (EG tapping centres)



2,5 ±

REMOTE VALVES ASSEMBLY KIT p. 281 with:
- n°2 Fittings (multilayer ø16, copper ø12,14)

REMOTE TON VALVES ASSEMBLY KIT Art. KVG 153,60€

REMOTE TON VALVES ASSEMBLY KIT with THERMOSTATIC head Art. KVGt 199,80€

PLUS 20

Standard Ral 9016

PRICE FROM 1.07.2022 **+15%**

PLUS 20 is a traditional towel warmer with \varnothing 20 mm round tubes.

Available in different sizes and in all finishes of Brem color list, it can satisfy any

request of heating performance for your bathroom.

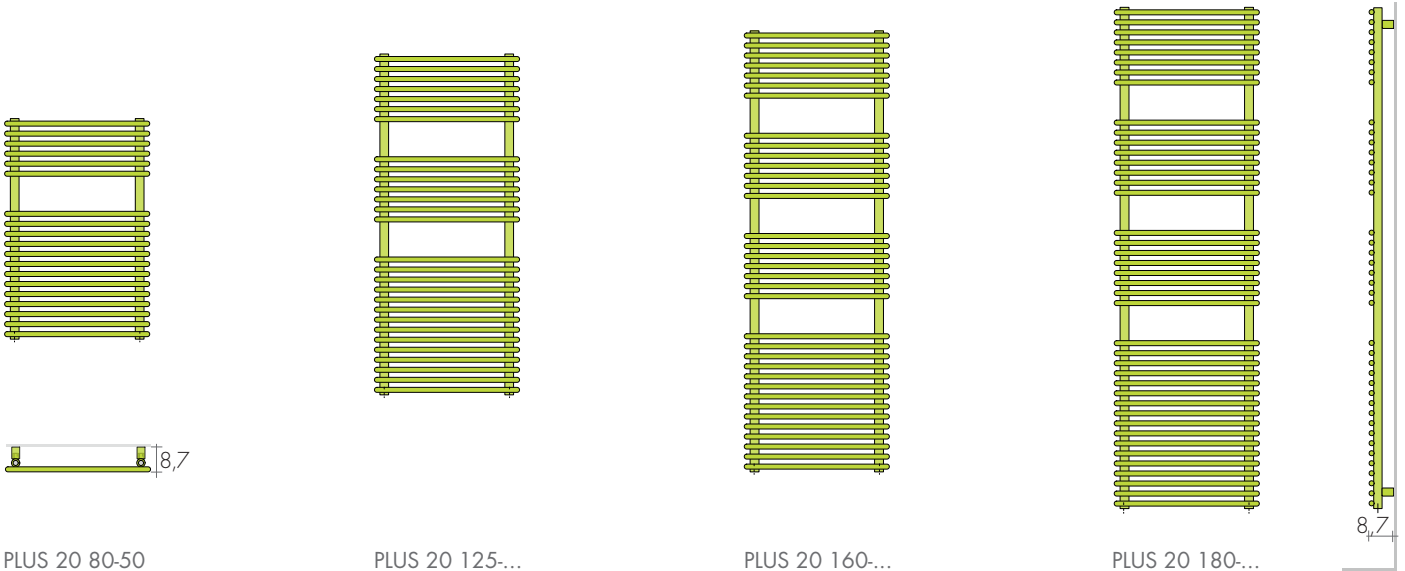
DIMENSIONS

Width 40 / 50 / 60 cm

Height 79,2 / 122,4 / 158,4 / 180 cm

Depth 4,6 cm

Depth from wall 8,7 cm



PLUS 20 80-50

PLUS 20 125-...

PLUS 20 160-...

PLUS 20 180-...

MODEL \varnothing 18 06.2021	HL cm	white standard RAL 9016 €	EN 442		\blacktriangle \blacktriangledown t.c. cm	Height H cm	Width L cm	Weight M Kg	Volume V dm ³	MIXED VERSION*(EHE cl.II) with:		
			Δ t 50 K watt	Δ t 30 K watt						cable ^o €	digital thermostat W	digital thermostat €
PLUS 20	80-50	250,40	408	217	45	79,2	52,1	7,2	2,9	89,90	400	152,20
PLUS 20	125-40	314,50	516	275	35	122,4	42,1	9,2	3,8	91,80	500	154,10
PLUS 20	125-50	326,10	607	324	45	122,4	52,1	10,7	4,3	93,70	650	156,00
PLUS 20	160-40	378,60	650	346	35	158,4	42,1	11,6	4,8	93,70	650	156,00
PLUS 20	160-50	396,00	764	407	45	158,4	52,1	13,5	5,5	97,90	800	160,20
PLUS 20	160-60	414,60	878	468	55	158,4	62,1	15,5	6,2	93,70	650	156,00
PLUS 20	180-40	446,10	756	403	35	180,0	42,1	13,5	5,6	97,90	800	160,20
PLUS 20	180-50	465,90	889	474	45	180,0	52,1	15,7	6,4	101,00	900	163,30
PLUS 20	180-60	485,70	1022	545	55	180,0	62,1	18,0	7,2	108,30	1200	170,60

Ready Stock

Δ t 40K = Watt Δ t 50K x 0,755

*TR accessory or MIXED valve
^oRadio frequency chronothermostat p.227

STANDARD PRODUCTION

White RAL 9016 paintwork - white brackets
Tolerance \pm 3 mm - Air vent \varnothing 1/2"

MAXIMUM OPERATING PRESSURE 8 BAR

PRODUCTION ON REQUEST

Sablé SB9016/SB 9010 paintwork +15%
Paint to Brem color list with colored brackets

+15/25%

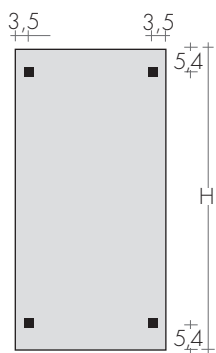
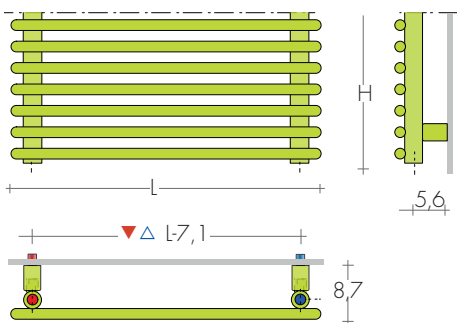
STANDARD FITTINGS

EG \varnothing 1/2"

Electric version e-PLUS 20, p. 269



TAPPING CENTRES



FIXINGS
Brackets included



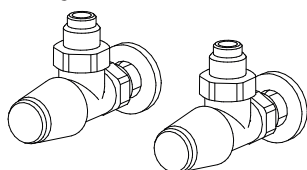
PLUS 20 125-50

RECOMMENDED VALVES

CHROME PLATED VALVES KIT WITH:

- n°2 Valves with O-ring Tangs
- n°2 Fittings (multilayer ø16, copper ø12,14)
- n°2 Round washers

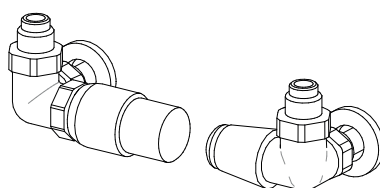
On request: Polished stainless tube cover (to be cut to right size) Art. CA18 10,80€



ANGLED TON VALVES KIT Art. KVS 119,20€

ANGLED TON VALVES KIT with THERMOSTATIC head Art. KTS 165,50€


ANGLED MINI VALVES KIT page 278 chrome-plated or white color Art. KMS 107,80€



SIDE control TON VALVES KIT with THERMOSTATIC head Art. KTL 177,10€

SIDE control TON VALVES KIT page 277 Art. KTS 130,90€

REMOTE FITTINGS Art.REM 36,60€ remote fittings at the rear (EG tapping centres)



2,5± REM

REMOTE VALVES ASSEMBLY KIT p. 281 with: - n°2 Fittings (multilayer ø16, copper ø12,14)

REMOTE TON VALVES ASSEMBLY KIT Art. KVG 153,60€

REMOTE TON VALVES ASSEMBLY KIT with THERMOSTATIC head Art. KVGT 199,80€

design Luigi Brembilla

With a rigorous and slender upward design GUGLIA contains inside a niche where the

wipes can be placed on functional shelves. The vertical development and the terminal part

developed in an arch, they look at the style of Gothic architecture.

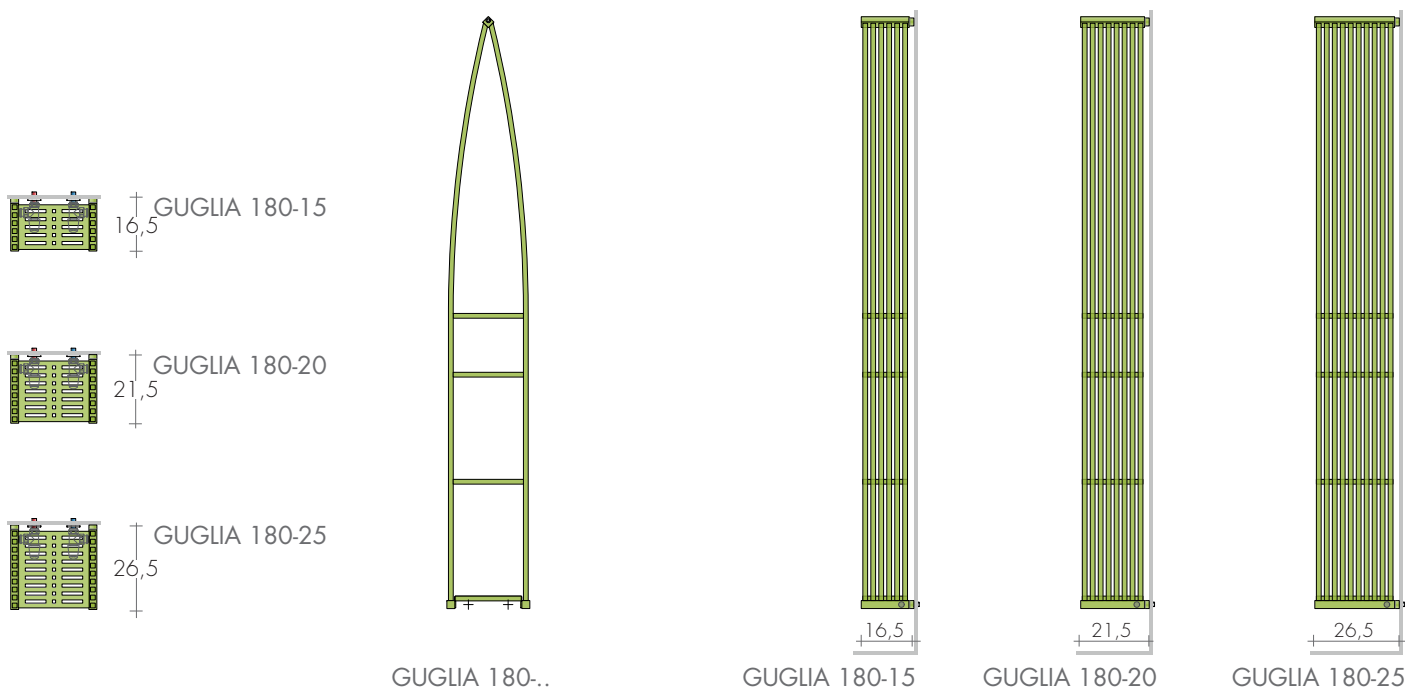
DIMENSIONS

Width: 27 cm

Height: 180 cm

Depths: 15 /20 /25 cm

Depths from wall: 16,5/21,5 /26,5 cm



MODEL	HP cm	white standard SB9016 €	EN 442		▲▼ t.c. cm	Height H cm	Depth P cm	Width L cm	Weight M Kg	Volume V dm ³
			Δt 50 K watt	Δt 30 K watt						
GUGLIA	180-15	1033,80	660	341	11	180	15	27	10,8	3,9
GUGLIA	180-20	1110,00	878	454	11	180	20	27	14,4	5,2
GUGLIA	180-25	1183,30	1098	568	11	180	25	27	18,0	6,4

Δt 40K = Watt Δt 50Kx0,755

Mixed Version not available

STANDARD PRODUCTION

White "sablé" paintwork - B15 brackets

Tolerance ± 3 mm - Air vent ø 1/8"

MAXIMUM OPERATING PRESSURE 4 BAR

PRODUCTION ON REQUEST

Paint to Brem color list with

colored brackets

Made-to-measure heights, by estimate

+15/25%

STANDARD FITTINGS

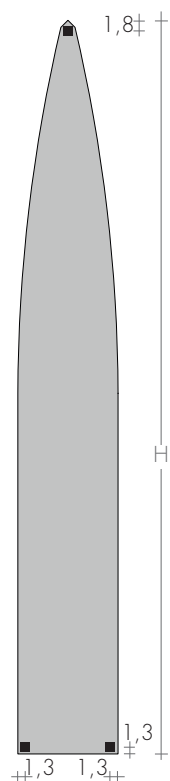
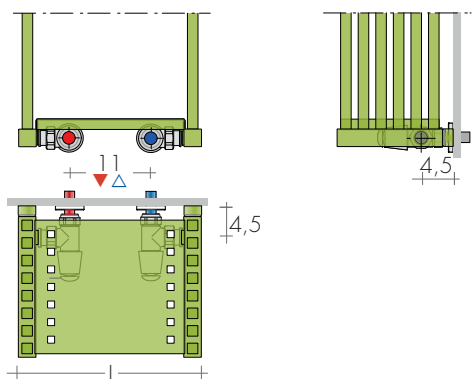
EG ø 1/2"

ø 3/8" fittings, on request

Special fittings, page 287



TAPPING CENTRES



FIXINGS
B15 Brackets included



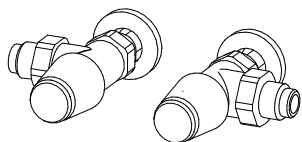
GUGLIA 180-20

RECOMMENDED VALVES

CHROME PLATED VALVES KIT WITH:

- n°2 Valves with O-ring Tangs
- n°2 Fittings (multilayer ø16, copper ø12,14)
- n°2 Round washers

On request: Polished stainless tube cover
(to be cut to right size) Art. CA18 10,80€

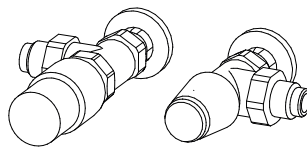


ANGLED TON VALVES KIT
page 277

Art. KVS 119,20€

ANGLED MINI VALVES KIT

page 278
chrome-plated or white color Art. KMS 107,80€




ANGLED TON VALVES KIT with
THERMOSTATIC head

Art. KTS 165,50€

REMOTE FITTINGS

Art.REM 36,60€

remote fittings at the rear (EG tapping centres)



1,5±



REMOTE VALVES ASSEMBLY KIT p. 281 with:
- n°2 Fittings (multilayer ø16, copper ø12,14)

REMOTE TON VALVES ASSEMBLY KIT

Art. KVG 153,60€

REMOTE TON VALVES ASSEMBLY KIT with
THERMOSTATIC head Art. KVGT 199,80€

A new sense of harmony in the bathroom: KUAD is a reversible towel-heater that can

be fitted with either the flat or the curved side of the collectors in full view.

We recommend using Quadra valves if the flat side of the collectors is visible.

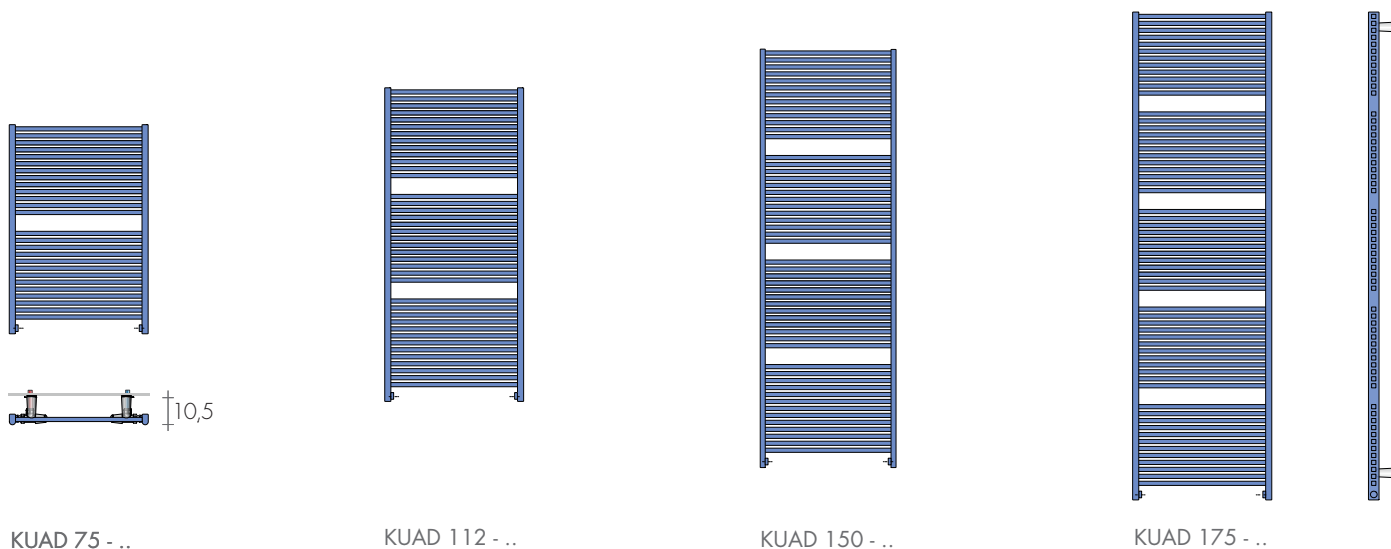
DIMENSIONS

Width 35 / 45 / 50 / 55 / 60 / 75 cm

Height 75 / 112,5 / 150 / 175 cm

Depth 3,8 cm

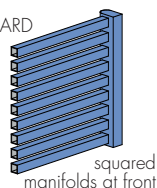
Depth from wall 10,5 cm



MODEL	Hl cm	white sablé standard €	EN 442		▲ ▽ t.c. cm	Height H cm	Width L cm	Weight M Kg	Volume V dm³	MIXED Version (EHE cl.II) with sleeve and: digital thermostat		
			Δt 50 K watt	Δt 30 K watt						€	W	€
KUAD	75-45	341,90	371	197	30,5	75	45	6,9	3,0	110,80	400	166,60
KUAD	75-50	348,10	415	220	35,5	75	50	7,4	3,2	110,80	400	166,60
KUAD	112-45	509,50	546	289	30,5	112,5	45	10,3	4,5	112,70	500	168,50
KUAD	112-50	519,30	609	323	35,5	112,5	50	11,1	4,8	114,60	650	170,40
KUAD	112-55	529,10	673	357	40,5	112,5	55	11,9	5,1	114,60	650	170,40
KUAD SLIM	150-35	623,20	553	293	20,5	150	35	13,7	5,9	112,70	500	168,50
KUAD	150-45	637,50	713	378	30,5	150	45	13,7	5,9	114,60	650	170,40
KUAD	150-50	646,70	792	420	35,5	150	50	14,8	6,4	118,80	800	174,40
KUAD	150-55	657,60	872	462	40,5	150	55	15,9	6,8	121,90	900	177,40
KUAD	150-60	668,10	952	505	45,5	150	60	17,0	7,3	121,90	900	177,40
KUAD SLIM	175-35	703,00	643	341	20,5	175	35	13,4	5,9	114,60	650	170,40
KUAD	175-45	720,50	821	435	30,5	175	45	15,9	6,9	118,80	800	174,40
KUAD	175-50	736,70	910	482	35,5	175	50	17,2	7,4	121,90	900	177,40
KUAD	175-55	753,10	999	529	40,5	175	55	18,4	7,9	121,90	900	177,40
KUAD	175-60	769,20	1088	577	45,5	175	60	19,7	8,4	129,20	1200	191,50

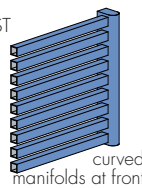
Made-to-measure versions on request ▶ Ready Stock Δt 40K = Watt Δt 50Kx0,755 °Radio frequency chronothermostat p.227

AS
STANDARD



squared
manifolds at front

ON
REQUEST



curved
manifolds at front

KUAD is reversible and it can be installed with curved (C) or squared (Q) manifolds at front. As standard it has squared (Q) manifolds at front. State if the manifold front side is curved (C)

STANDARD PRODUCTION

White "sablé" paintwork - white M8KB brackets

Air vent ø 1/8" - Tolerance ± 3mm

MAXIMUM OPERATING PRESSURE 8 BAR

PRODUCTION ON REQUEST

Paintwork to Brem color list with chrome-plated M8KC brackets +15/25%


Electric version. KUAD, page 270

STANDARD FITTING

REG ø 1/2"

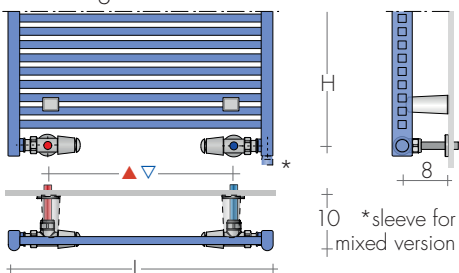
Fittings ø 3/8", on request

KUAD DIVIS, page 223



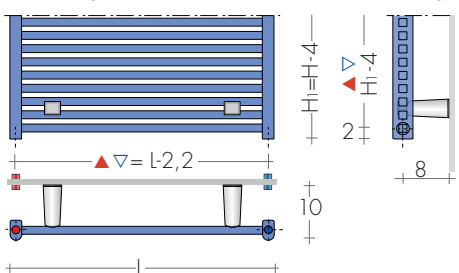
TAPPING CENTRES

REG fittings with reverse valves as standard

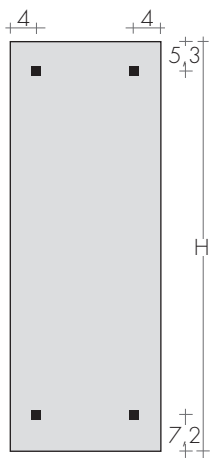


ON REQUEST

EG fittings



Height is 4 cm less (H1) for:
 - EG fitting (t.c. L-2,2cm) Art. AS 75,50€
 - side fittings (t.c. H1-4cm) Art. AS 75,50€



FIXINGS
Brackets included



Art. M8K..



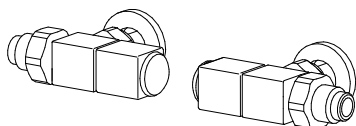
KUAD 75-50

RECOMMENDED VALVES

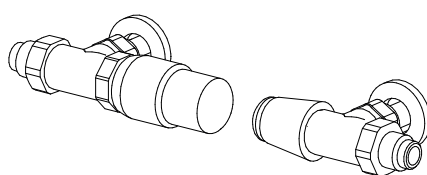
CHROME PLATED VALVES KIT WITH:

- n°2 Valves with O-ring Tangs
- n°2 Fittings (multilayer ø16, copper ø12,14)
- n°2 Round washers

On request: Polished stainless tube cover
 (to be cut to right size) Art. CA18 10,80€




REVERSE QUADRA VALVES KIT
 page 279 Art. KQR 156,60€
 extra for BREM color list 46,40€



REVERSE TON VALVES KIT with
 THERMOSTATIC head Art. KTR 165,50€
 REVERSE TON VALVES KIT
 page 277 Art. KVR 119,20€

REMOTE FITTINGS Art.REM 36,60€
 remote fittings at the rear ▲▼ L-2cm



2,5±



REMOTE VALVES ASSEMBLY KIT p. 281 with:
 - n°2 Fittings (multilayer ø16, copper ø12,14)

REMOTE TON VALVES ASSEMBLY KIT
 Art. KVG 153,60€

REMOTE TON VALVES ASSEMBLY KIT with
 THERMOSTATIC head Art. KVGT 199,80€

PLANK

Standard Ral 9016

PRICE FROM 1.07.2022 **+15%**

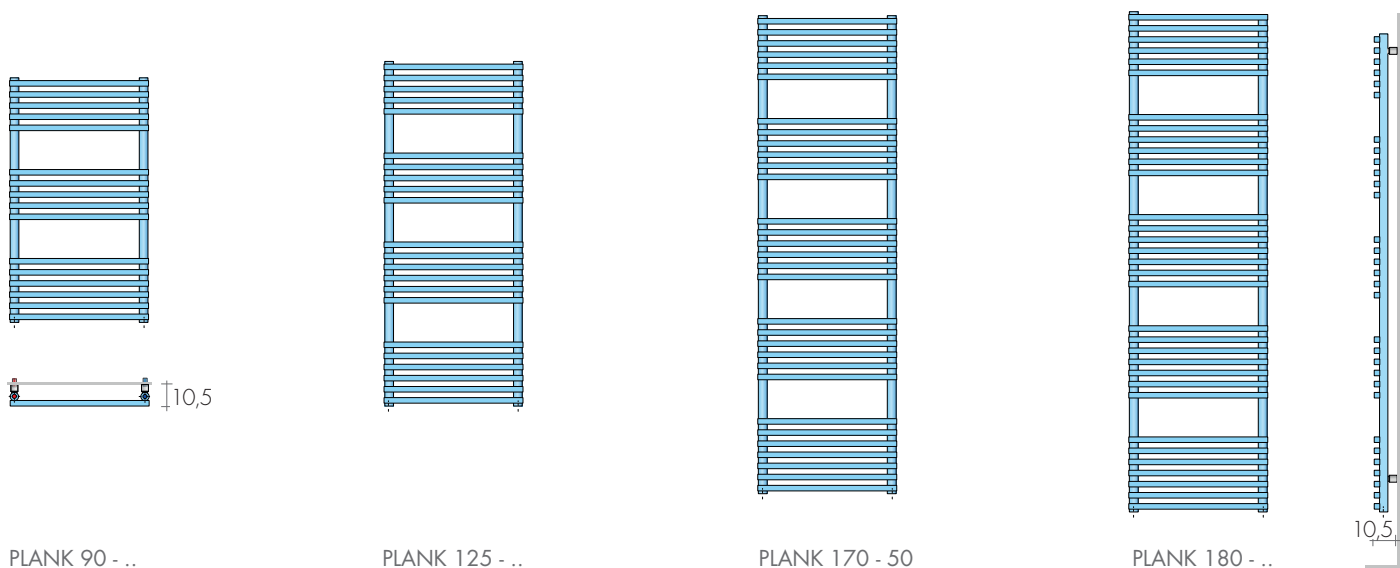
PLANK is a modern design towel rail warmer with square tubes.

Suitable for any setting and available in different heights and widths, can satisfy any

request of heating performance for your bathroom

DIMENSIONS

Width: 40 / 50 / 60 cm
 Height: 88 / 124 / 172 / 180 cm
 Depth: 4,6 cm
 Depth from wall: 10,5 cm



PLANK 90 - ..

PLANK 125 - ..

PLANK 170 - 50

PLANK 180 - ..

MODEL	white standard		EN 442		▲ ▽ t.c. cm	Height H cm	Width L cm	Weight M Kg	Volume V dm ³	MIXED VERSION*(EHE cl.II) with:		
	HL cm	RAL 9016 €	Δt 50 K watt	Δt 30 K watt						cable ^o €	digital thermostat W	digital thermostat €
PLANK	90-40	302,80	390	204	37	88	40	7,0	3,1	89,90	400	152,20
PLANK	90-50	314,50	463	242	47	88	50	8,2	3,6	89,90	400	152,20
PLANK	125-40	405,30	539	281	37	124	40	9,6	4,3	91,80	500	154,10
PLANK	125-50	419,30	640	334	47	124	50	11,4	5,0	93,70	650	156,00
PLANK	125-60	433,30	741	387	57	124	60	13,1	5,7	97,90	800	160,20
PLANK	170-50	576,60	957	500	47	172	50	15,9	7,0	101,00	900	163,30
PLANK	180-40	595,20	806	421	37	180	40	14,3	6,4	97,90	800	160,20
PLANK	180-60	532,50	1110	579	57	180	60	19,4	8,4	108,30	1200	170,60

▷ Ready Stock

Δt 40K = Watt Δt 50Kx0,755

*TR accessory or MIXED valve
^oRadio frequency chronothermostat p.227

STANDARD PRODUCTION

White RAL 9016 paintwork - white brackets
 Tolerance ± 3 mm - Air vent ø 1/2"

MAXIMUM OPERATING PRESSURE 8 BAR

PRODUCTION ON REQUEST

Sablé SB9016/SB 9010 paintwork +15%
 Paint to Brem color list with colored brackets

+15/25%

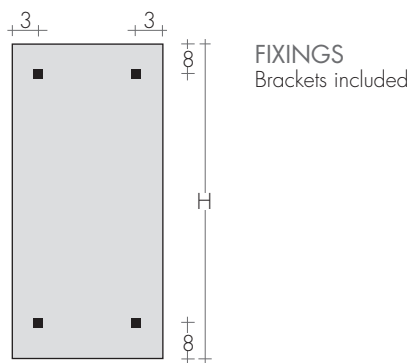
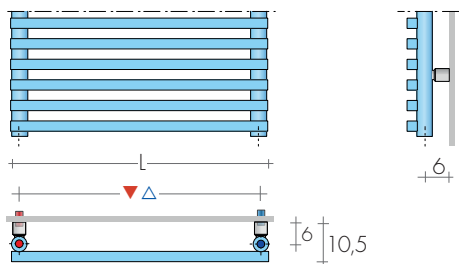
STANDARD FITTINGS

EG ø 1/2"

Electric version e-PLANK, p. 271



TAPPING CENTRES



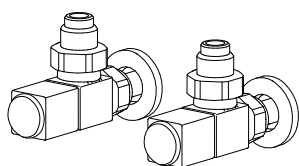
PLANK 90-50

RECOMMENDED VALVES

CHROME PLATED VALVES KIT WITH:

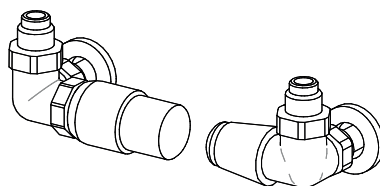
- n°2 Valves with O-ring Tangs
- n°2 Fittings (multilayer ø16, copper ø12,14)
- n°2 Round washers

On request: Polished stainless tube cover (to be cut to right size) Art. CA18 10,80€



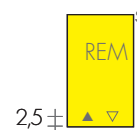
ANGLED QUADRA VALVES KIT page 279 Art. KQS 156,60€ extra for BREM color list 46,40€

ANGLED MINI VALVES KIT page 278 chrome-plated or white color Art. KMS 107,80€



SIDE control TON VALVES KIT with THERMOSTATIC head Art. KTL 177,10€ SIDE control TON VALVES KIT page 277 Art. KVL 130,90€

REMOTE FITTINGS Art.REM 36,60€ remote fittings at the rear (EG tapping centres)



REMOTE VALVES ASSEMBLY KIT p. 281 with: - n°2 Fittings (multilayer ø16, copper ø12,14)

REMOTE TON VALVES ASSEMBLY KIT Art. KVG 153,60€

REMOTE TON VALVES ASSEMBLY KIT with THERMOSTATIC head Art. KVGT 199,80€

SHAR DIVIS - START DIVIS - KUAD DIVIS TOWEL HEATER DIVIDERS

+15%
PRICE FROM 1.07.2022

SHAR, START and KUAD heated towel rail, with the addition of feet and side or

ceiling fittings, can be used as partitions in bathrooms, kitchens or other rooms

wherever you want a stylish, functional separation.

TOWEL HEATER DIVIDERS

SHAR DIVIS: standard H + 19 cm (P*)

START/KUAD DIVIS: standard H + 15 cm (P*)

MANIFOLD FOOT (P*)

Shar foot (each) Art. PC19 79,70€

Start/Kuad foot (each) Art. PC15 79,70€

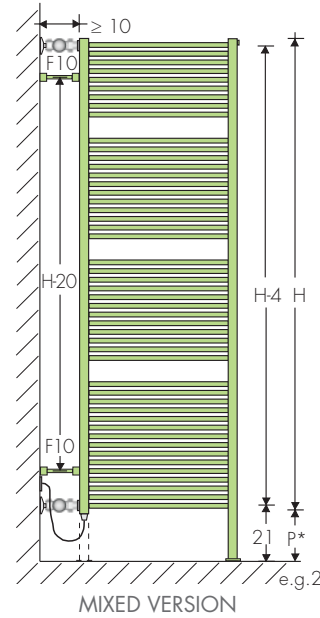
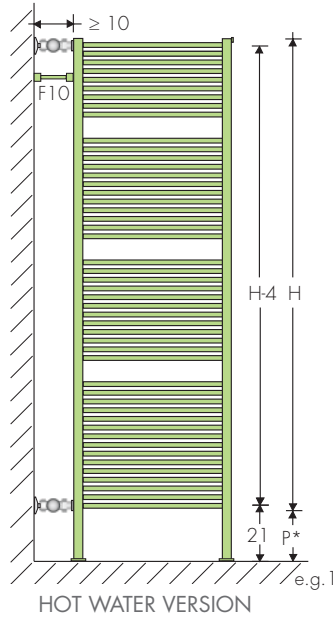
FOOT COVER (each) Art. PT 29,00€

PAINTED SIDE BRACKET can be reduced from 10 to 4 cm Art. F10 66,70€

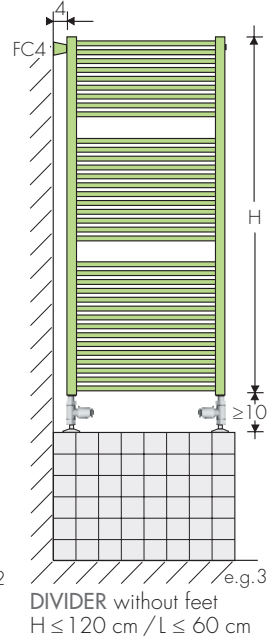
PAINTED CEILING BRACKET can be reduced from 25 to 4 cm Art. F25 69,60€

CHROME-PLATED BRACKET (with 1/8" sleeve) adjustable, 4-6cm Art. FC4 56,70€

SIDE FITTINGS



REVERSE FITTINGS



REVERSE or SIDE ø 1/2" FITTINGS for towel heaters dividers Art. AS 75,50€
Side fitting tapping centre Shar: H-4 cm
Side fitting tapping centre Start/Kuad: H-4-4cm

Reverse fitting tapping centre Shar: L-17,7 cm
Reverse fitting tapping centre Start/Kuad: L-14 cm

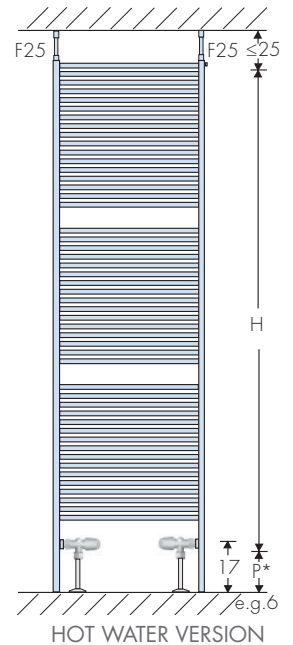
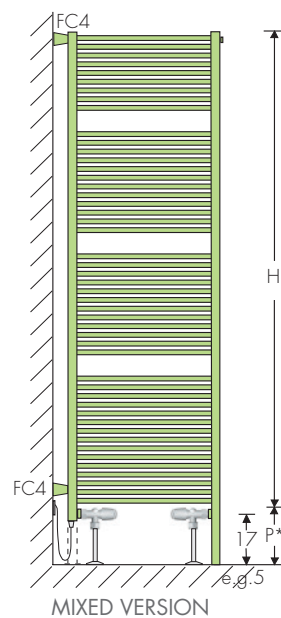
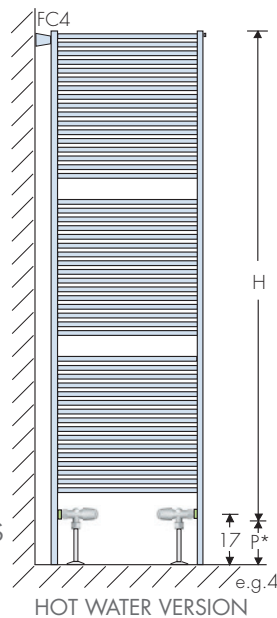
SLEEVE ø 1/2" or ø 3/8" for Electrical Immersion Heater (p. 226)
Art. M12 20,90€
Art. M38 20,90€

"Always send us a drawing with measurements"

CROSS DIVIS page 54

CHROME PLATED TOWEL HEATER DIVIDERS
Ask for feasibility study and estimate.

REVERSE FITTINGS



STANDARD PRODUCTION

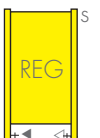
White "sablé" paintwork -brackets included
Air vent ø 1/8" - Tolerance ± 3mm
MAXIMUM OPERATING PRESSURE 8 BAR

PRODUCTION ON REQUEST

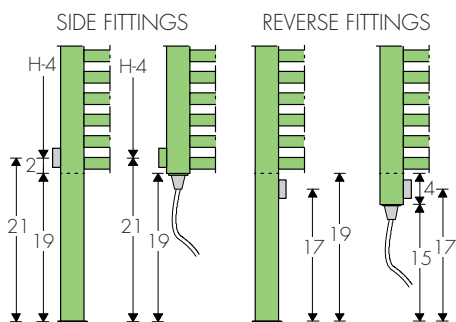
Paintwork to Brem color list with specified brackets +15/25%
Chrome-plated version, on request

STANDARD FITTING

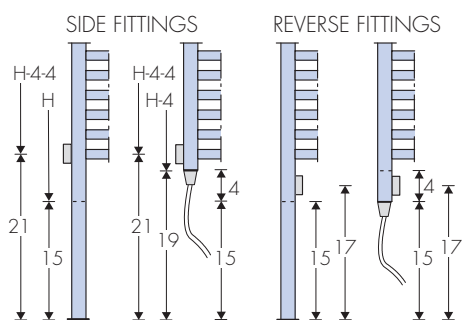
REG (BD/AC) ø 1/2"
EG ø 1/2"
Electric version, on request



SHAR MODEL



START/KUAD MODEL



The price of towel heater dividers is obtained by adding to the cost of the standard white model:
 - feet, brackets and fittings,
 - accessories, valves, tube covers and rose washers

E.g. 1: KUAD DIVIS 180-50 white (H+15cm)

KUAD 175-50 white	n°1	736,70€
Art. PC15 foot h=15 cm	n°2	159,40€
Art. F10 fixing 10 cm	n°1	66,70€
Art. AS towel heater divider fittings	n°1	75,50€
	Tot.	1038,30€

E.g. 4: START DIVIS 180-55 white (H+15cm)

START 180-55 white	n°1	752,90€
Art. PC15 foot h=15	n°2	159,40€
Art. FC4	n°1	56,70€
Art. AS towel heater divider fittings	n°1	75,50€
	Tot.	1044,50€

E.g. 5: SHAR DIVIS 180-50 white(H+19cm)

SHAR 180-50 white	n°1	679,70€
Art. PC19 foot h=19 cm	n°1	79,70€
Art. FC4	n°2	113,40€
Art. M38 for R.E.	n°1	20,90€
Art. R900II for R.E. 900W	n°1	101,00€
Art. AS towel heater divider fittings	n°1	75,50€
	Tot.	1070,20€

RECOMMENDED VALVES

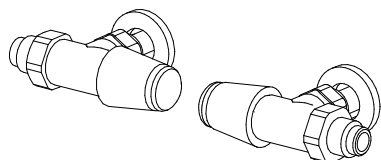
CHROME PLATED VALVES KIT WITH:

- n°2 Valves with O-ring Tangs
- n°2 Fittings (multilayer ø16, copper ø12,14)
- n°2 Round washers

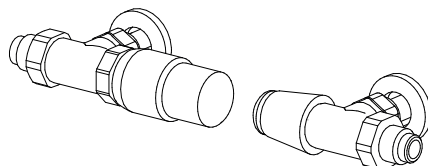
On request: Polished stainless tube cover (to be cut)
 Art. CA18 10,80€

ANGLED MINI VALVES KIT page 278
 chrome-plated or white color Art. KMS 107,80€

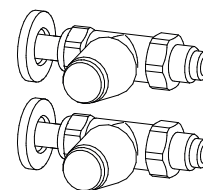
SIDE FITTINGS VALVES



REVERSE TON VALVES KIT
 page 277 Art. KVR 119,20€



REVERSE TON VALVES KIT with
 THERMOSTATIC head Art. KTR 165,50€



STRAIGHT TON VALVES KIT Art. KVD 129,80€
 STRAIGHT TON VALVES KIT with
 THERMOSTATIC head Art. KTD 176,00€



START DIVIS 180-55

ELECTRIC INDEX

- A GREEN CHOICE
- INDEPENDENCE FROM THE CENTRAL HEATING SYSTEM
- FOR EXTRA HEAT AT LOW TEMPERATURES
- SMART DOMOTIC DIALOGUE
- ENERGY-SAVING PTC ELECTRICAL HEATING ELEMENTS AND A SPECIAL ADJUSTABLE FITTING ON THE REAR


RADIATORS COLLECTION

	page
e.LAME	230
e.LAME-UP	231
e.CROSS-Q	232
e.CROSS-V	233
e.CLAK/ e.RAM-CK	234

BREM offers a wide range of radiators and electric towel warmers representing nearly all products presented by Brem.

TOWEL-HEATER COLLECTION

<i>LAME</i>	page
e.LAMATH	236
e.LAME SLIM	237
e.HERG'S	238
e.HERG-OT	239
e.SBARRA	240
e.HOOK	241
<i>CrossFRAME</i>	
e.CROSS	242
e.Cross CROM	243
e.CROSS-Q	244
e.CROSS-R/RV	245
e.FREE	246
e.ESSEN	247
e.QUAR	248
e.ASYM	249
e.PIT	250
e.KORE	251
e.VISION	252
e.TRAP/e.ZOOM	253
<i>PANELS</i>	
e.CUBICO	254
e.FLAG	255
e.CLARK	256
e.MANT/	235
e.VELETTA	257
e.LOGGIA-D/T	258
e.CAMEO	259
e.Platt COLOR	260
e.UNI PLATT/LAM	261
e.KUO	262
<i>TubesDESIGN</i>	
e.RAW	263
e.CANNUCCIA	264
e.MAHN	265
e.PLUS 12	266
e.START	267
e.SHAR	268
e.PLUS 20	269
e.KUAD	270
e.PLANK	271



ELECTRIC HEATING ELEMENT

+15%
PRICE FROM 1.07.2022

The EU 2015/1188 ECODESIGN standard provides that electric towel heaters and radiators, in order to save energy, work with devices equipped with weekly programming, electronic temperature control and open window detector.

BREM uses PTC electric heating element. PTC means "Positive Temperature Coefficient" and characterizes the electrical behaviour of the semiconductor heater segment: with increasing temperature the resistance of the PTC element rises instantaneously and reduces automatically the power output generating the so called "self-limiting" effect.

The class II PTC heating up process will automatically go through three phases:

- Start-up. In the first 60 sec the PTC works at 130% circa of the nominal power ("turbo boost power" effect) to trigger best the convection inside the radiator;
- Nominal power phase. In this phase the PTC heating elements reaches the equilibrium temperature working at the nominal power;
- Energy saving phase. With the increasing of the ambient temperature the power output decreases until a new equilibrium is reached where the power consumption is reduced (typically at 70% - 80% of the nominal power).

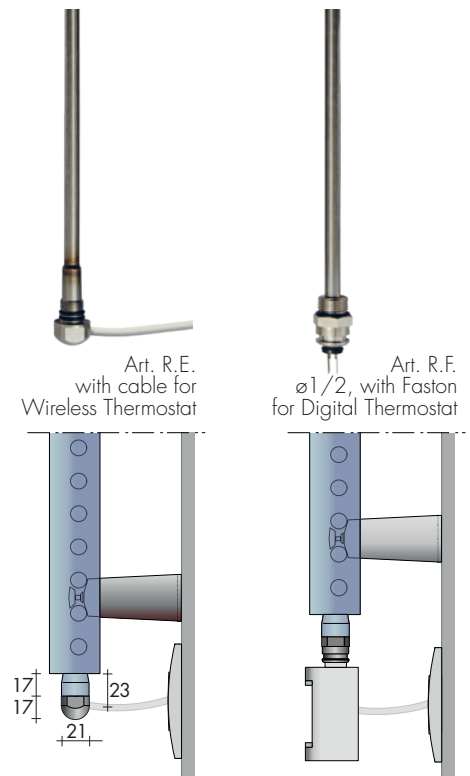
The PTC electric heating elements (CE marked) have the following advantages:

- Intrinsic safety (no risk of overheating, burnings or fire)
- No need of thermofuse and therefore no more burnt heaters also in case of partial filling
- Reduced diameter and length vs constant power heaters (in particular 11 mm diameter also for class II elements)
- No cold lengths (differently from constant power heaters which require not heating zones for the thermostat and the thermofuse)
- Better circulation and faster heat-up times
- Absolutely no noise due to cavitation effects
- Better duration thanks to the reduction of the PTC on/off phases.

1200W and 1500W electric heating elements work using constant power and are equipped with thermal limiter that stops the emission of heat.

R.E. Brem special $\varnothing 3/8"$ stainless steel electric heating element can:

- be angled $\pm 90^\circ$ to provide a better cable direction to the wall or to the electric socket
- be mounted in the $\varnothing 1/2"$ connection with an adapter (possible reduction from 1/2 to 3/8



E.H.E. CLASS II	power	$\varnothing 3/8"$ with cable	$\varnothing 1/2"$ with faston	PRICE
Cl. II Electric Heating Element	250W	Art. R250II	Art. R250IIF	87,90€
Cl. II Electric Heating Element	400W	Art. R400II	Art. R400IIF	89,90€
Cl. II Electric Heating Element	500W	Art. R500II	Art. R500IIF	91,80€
Cl. II Electric Heating Element	650W	Art. R650II	Art. R650IIF	93,70€
Cl. II Electric Heating Element	800W	Art. R800II	Art. R800IIF	97,90€
Cl. II Electric Heating Element	900W	Art. R900II	Art. R900IIF	101,00€
Cl. II Electric Heating Element	*1200W	Art. R1200II	Art. R1200IIF	108,30€
Cl. II Electric Heating Element	*1500W	Art. R1500II	Art. R1500IIF	117,70€

*Electric heating element working with constant power



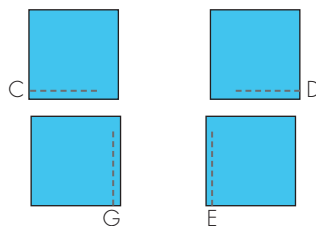
START mixed version

RADIO FREQUENCY CHRONOTHERMOSTAT

with RADIO RECEIVER Apply to Electric heating element with cable (p.229)



Electric Heating Element POSITION
 © Horizontal E.H.E. (on request in D)
 © Vertical E.H.E. (on request in E)
 To verify for each model



WARNINGS

TOWEL HEATERS WITH CLASS II ELECTRIC HEATING ELEMENT CAN BE INSTALLED INSIDE SPACE 2, WITH CABLE INSIDE SPACE 3



MIXED TOWEL HEATERS & RADIATORS

+15%
PRICE FROM 1.07.2022

ARTICLES FOR MIXED VERSIONS

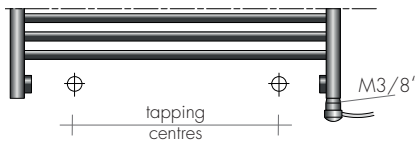
Brem towel heaters complete with electric heating elements are perfect in spring and autumn when the central heating system is switched off.

The application of the electric heating element is thanks to:

- \varnothing 3/8" special sleeve welded on the return tube Art. M38 20,90€
- or \varnothing 1/2" sleeve for digital thermostat Art. M12 20,90€
- chrome plated TR accessory mounted on the return tube Art. TR 20,90€

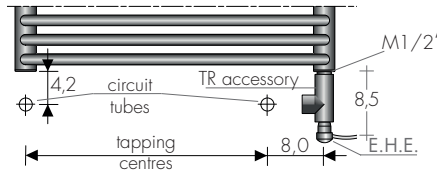
MIXED VERSIONS with SLEEVE

Put the \varnothing 3/8" or \varnothing 1/2" sleeve for the electric heating element on the return manifold



MIXED VERSIONS with TR Accessory

The tapping centres are reduced by 8 cm





Digital chrome-plated Thermostat

MIXED VALVES

BREM offers a side control valve, complete with a \varnothing 1/2" fitting for the electrical heating element, to be installed on the right manifold of the return.

TON MIXED VALVE with side control, round washer and fitting	Art. multilayer copper	
Left (S) side control (delivery)	€	€
TON valve	LS.. 57,30	55,30
MIXED right (D) TON valve	LXD.. 90,20	88,10
MIXED TON VALVE KIT	KLXD	163,70

QUADRA MIXED VALVE with side control, round washer and fitting	Art. multilayer copper	
Left (S) side control (delivery)	€	€
QUADRA valve	QLS.. 81,20	79,30
MIXED (D) QUADRA valve	QLXD.. 105,20	103,10
MIXED QUADRA valves KIT	KQLX	196,50



CROSS Digital Thermostat

THERMOSTAT MUSA PLUS

White or chrome-plated digital thermostat with \varnothing 1/2" fitting, 1m cable, external sensor to maintain the desired room temperature and large backlit display, with display of the set temperature (between 15° and 30° C), time, programming and mode/function set. Compliant with ECODESIGN standard.

- Operating: Comfort, Night, Antifreeze, Fil-Pilote, Crono, Boost 2h, Stand-by
- Daily and weekly programming - 6 orders pilot wire
- "Open window detection" function - Antifreeze 7° C
- All modes/functions can be set via TIR remote control (optional, p.228).

7,6 x 13 x 4,2 cm

10,8 x 5,3 x 2,3 cm

White thermostat
Art. TEB 62,30€



Chr.-plated thermostat
Art. TEC 69,90€



Art. TIR 35,60€
Remote control thermostat



THERMOSTAT STONE RICA Bluetooth SMART

Thermostat STONE RICA controls the ambient temperature by Application from devices such as tablet or smartphone both in Android or iOS operative systems. OLED display with capacitive buttons and RGB leds. Compliant with ECODESIGN standard, with open window detection and integrated WEEKLY program up to 13 temperatures set per day by App, software upgrade, energy consumption and remote diagnostic.

- Boost function, programmable by App - 6 orders pilot wire
- Operating temperature from 0 to 50° C @ 85% humidity

Chrome plated and black finish

Art. TDS 178,20€



UNI PLATT Quadra MIXED Valve

ELECTRIC KIT

PRICE FROM 1.07.2022 **+15%**

RADIATOR standard white sablé or colored with extra	+	RT KIT +	THERMOSTAT	=	ELECTRIC RADIATOR with chosen finish
		RE KIT +	WIRELESS DEVICES		

RT KIT ELECTRIC HEATING ELEMENT with FASTON

RT KIT with:

- Class II Electric Heating Element (double protection) ø1/2" with Faston
- Filling with diathermic liquid and test
- Chrome-plated plugs and brackets for wall fixing

RT KIT	cl.II with Electric Heating Element	250W	Art. R250IIT	166,90€
RT KIT	cl.II with Electric Heating Element	400W	Art. R400IIT	170,20€
RT KIT	cl.II with Electric Heating Element	500W	Art. R500IIT	181,30€
RT KIT	cl.II with Electric Heating Element	650W	Art. R650IIT	193,80€
RT KIT	cl.II with Electric Heating Element	800W	Art. R800IIT	209,10€
RT KIT	cl.II with Electric Heating Element	900W	Art. R900IIT	222,00€
RT KIT*	cl.II with Electric Heating Element	1200W	Art. R1200IIT	240,30€
RT KIT*	cl.II with Electric Heating Element	1500W	Art. R1500IIT	259,10€

*Electric heating element working with constant power



DIGITAL THERMOSTAT MUSA Plus

MUSA Plus is a white or chrome-plated digital chronothermostat with Faston, equipped with an external sensor to maintain the desired room temperature and large backlit display, with display of the set temperature (between 15° and 30° C), time, programming and mode/function set; 1m cable. Compliant with ECODESIGN standard.

- Operating: Comfort, Night, Antifreeze, Fil-Pilote, Crono, Boost 2h, Stand-by
- Daily and weekly programming
- "Open window detection" function
- 6 orders pilot wire
- Antifreeze 7° C
- All modes/functions can be set via TIR remote control (optional).

7,6x13x4,2cm



White thermostat
Art. TEB 62,30€



Chrome-plated Thermostat
Art. TEC 69,90€



REMOTE CONTROL THERMOSTAT for MUSA

Infrared remote control with display and support for vertical wall mounting with magnetic coupling; it is equipped with double transmitter, behavioral indicator, open window function and presence sensor. Weekly programming with three time slots.

10,8 x 5,3x 2,3 cm



Art. TIR 35,60€

The EU 2015/1188 ECODESIGN standard provides that electric towel heaters and radiators, in order to save energy, work with devices equipped with weekly programming, electronic temperature control and open window detector.

THERMOSTAT STONE RICA Bluetooth SMART

STONE RICA is an advanced thermostat to program manually the room temperature directly by the device or by Application from devices such as tablet or smartphone both in Android or iOS operative systems. OLED display with capacitive buttons, RGB leds and 90 cm cable. ECODESIGN EC1275-2008 compliant with open window detection and weekly programming up to 13 daily temperatures by App, Software update, power consumption and remote diagnostic.

- 6 orders pilot wire (Class II only)
- Boost function, programmable by App
- Software update function (by App)
- Statistics on energy consumption (by App)
- Operating temperature from 0 to 50° C @ 85% humidity

Polished chrome and black finish

Art. TDS 178,20€



7,5 x 7,5x 5 cm

APPLICATION
STONE CONNECT BLE
Available on:



RADIATOR standard white or colored	+	RE KIT	+	<table border="1"> <tr> <td>wall-recessed Receiver</td> </tr> <tr> <td>wall-mounted Receiver</td> </tr> </table>	wall-recessed Receiver	wall-mounted Receiver	+	WIRELESS THERMOSTAT	=	ELECTRIC RADIATOR with chosen finish
wall-recessed Receiver										
wall-mounted Receiver										

RE KIT ELECTRIC HEATING ELEMENT whit CABLE

RE KIT with: - Class II Electric Heating Element $\varnothing 1/2''$ with adjustable cable ($\pm 90^\circ$)
- Filling with diathermic liquid and test
- Chrome-plated plugs and brackets for wall fixing

RE KIT	cl.II with Electric Heating Element	250W	Art. R250IIE	166,90€
RE KIT	cl.II with Electric Heating Element	400W	Art. R400IIE	170,20€
RE KIT	cl.II with Electric Heating Element	500W	Art. R500IIE	181,30€
RE KIT	cl.II with Electric Heating Element	650W	Art. R650IIE	193,80€
RE KIT	cl.II with Electric Heating Element	800W	Art. R800IIE	209,10€
RE KIT	cl.II with Electric Heating Element	900W	Art. R900IIE	222,00€
RE KIT*	cl.II with Electric Heating Element	1200W	Art. R1200IIE	240,30€
RE KIT*	cl.II with Electric Heating Element	1500W	Art. R1500IIE	259,10€

*Electric heating element working with constant power



RADIO FREQUENCY RECEIVER wall-recessed

868.3 Mhz radio receiver, connected with the cable to the power grid and to the electric heating element, remotely controlled by the thermostat, it controls the ignition and shutdown of the radiator.



Wall recessed radio frequency receiver
(takes up the space of 2 modules)

Art.RIE 106,70€

Communication between chronothermostat and radio fr. receiver is wireless, by radio transmission

RADIO FREQUENCY RECEIVER wall-mounted

868.3 Mhz radio receiver, connected with the cable to the power grid and to the electric heating element, remotely controlled by the thermostat, it controls the ignition and shutdown of the radiator.



Radio frequency receiver, wall-mounted (for external use)

Art.RIC 121,10€



wall recessed Receiver

NOTE: THE ELECTRIC HEATING ELEMENT MUST BE CONNECTED TO AN ECODESIGN THERMOSTAT

WIRELESS PROGRAMMABLE THERMOSTAT

White wireless programmable thermostat, with batteries, wall-mounted. Wireless transmission through radio waves. It maintains the programmed room temperature through the use of a receiver. The room thermostat also allows daily and weekly programming. Each thermostat can control multiple receivers (up to 12) but each receiver can be controlled by a single thermostat.

Main functions: room temperature regulation (from $+5^\circ\text{C}$, - to $+30^\circ\text{C}$), selection of operating modes (Auto-comfort, Eco, Anti-frost, Prog, Stand-by, BOOST), fast room heating thanks to the Boost forced gear function (instantaneous, programmable and deferred), keypad lock, security settings.

Wireless programmable thermostat ECODESIGN

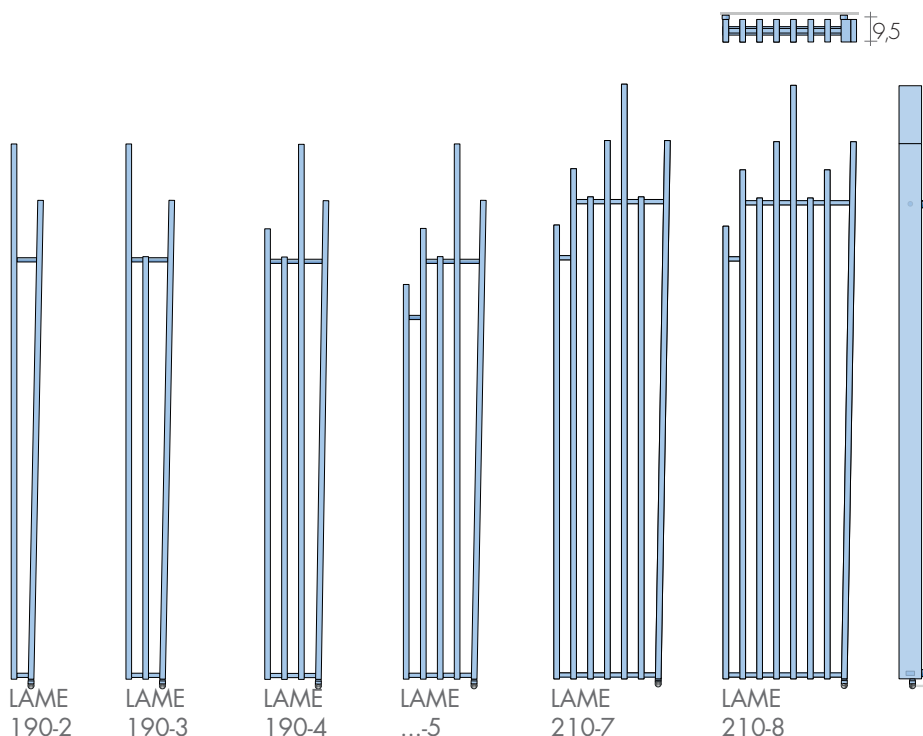
Art. RHD 118,30€



wall-mounted Radio Fr. Receiver

design Davide Brembilla

TECHNICAL DATA and other dimensions p. 10
ELECTRIC KIT DATA p. 228



RADIATOR white or with extra for color	+	RT KIT + THERMOSTAT	=	ELECTRIC RADIATOR with chosen finish
		RE KIT + WIRELESS DEVICES		

MODEL	H - n° cm - el.	L cm	White standard €	RT KIT/RE KIT Heating element Art. €	DIGITAL THERMOSTAT	WIRELESS DEVICES Receiver
LAME 190-2	11	517,60	R400IIT/E 170,20	white Art. TEB 62,30€	wall recessed Art. RIE 106,70€	
LAME 190-3	17	636,40	R500IIT/E 181,30	chr.-plated Art. TEC 69,90€	wall-mounted Art. RIC 121,10€	
LAME 190-4	23	755,10	R650IIT/E 193,80	thermostat remote control Art. TIR 35,60€	wireless programmable thermostat Art. RHD 118,30€	
LAME 190-5	29	873,90	R800IIT/E 209,10	STONE RICA thermostat BLUETOOTH Art. TDS 178,20€		
LAME 210-5	29	951,20	R900IIT/E 222,00			
LAME 210-7	41	1219,60	R1200IIT/E 240,30			
LAME 210-8	47	1353,90	R1500IIT/E 259,10			



HEATING ELEMENT POSITION
© Vertical Heating Element



G

RT KIT: Class II Electric Heating Element, with 1/2" Faston fitting, diathermic liquid filling and plug
RE KIT: Class II Electric Heating Element, with 1,5m cable, diathermic liquid filling and plug (p.228)

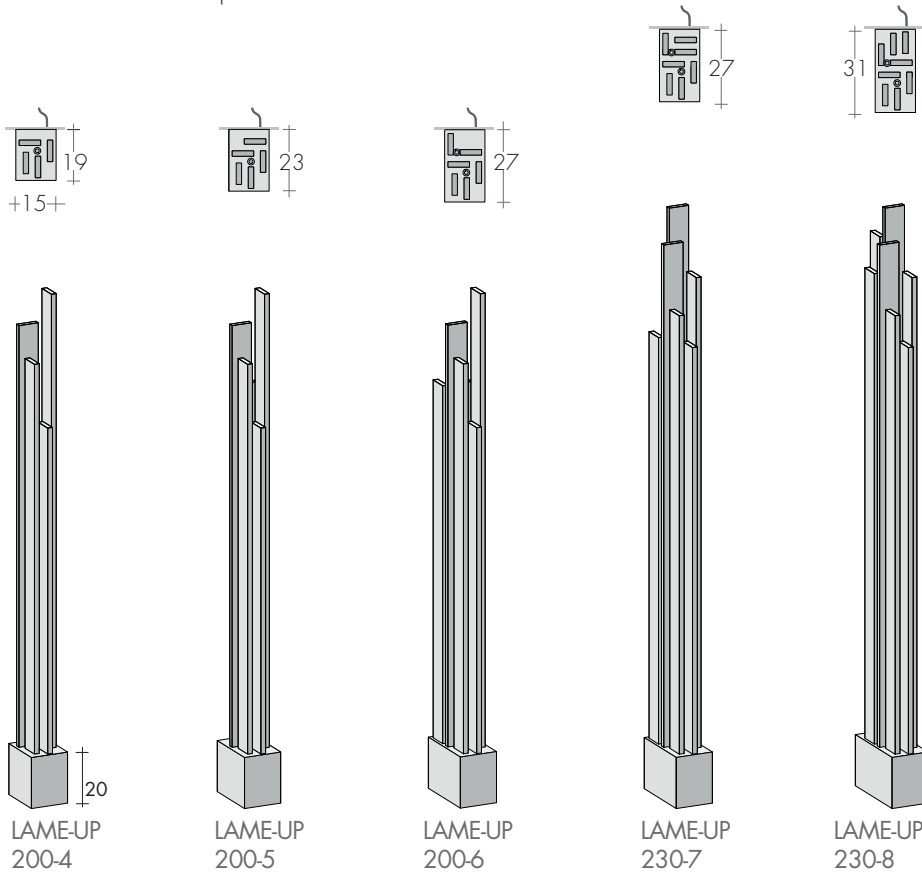
RT KIT with THERMOSTATS ECOdesign compliant ø1/2" fitting with Faston to connect:
- Digital thermostat MUSA Plus (white or chr.-plated)
- Thermostat STONE RICA **Bluetooth** via **App**

RE KIT with WIRELESS DEVICES p. 229
RE Kit: add radio frequency box receiver (wall-mounted or recessed) and the radio programmable thermostat (it can control up to 12 radiators).



design Davide Brembilla

TECHNICAL DATA and other dimensions p. 12
ELECTRIC KIT DATA p. 228



RADIATOR white or with extra for color	+	RE KIT + WIRELESS DEVICE	=	ELECTRIC RADIATOR with chosen finish
--	---	--------------------------	---	--

MODEL	H - n° cm - el.	White standard €	RE KIT		DIGITAL THERMOSTAT	WIRELESS DEVICES	
			Heating element Art.	€		Receiver wall recessed Art. RIE 106,70€	wall-mounted Art. RIC 121,10€
LAME-UP 200-4	855,20	R650IIE	193,80	-			
LAME-UP 200-5	1059,20	R800IIE	209,10	-			
LAME-UP 200-6	1200,80	R900IIE	222,00	-			
LAME-UP 230-7	1476,20	R1200IIE	240,30	-		wireless programmable thermostat Art. RHD 118,30€	
LAME-UP 230-8	1664,50	R1500IIE	259,10	-			

On request: - Long side of the base against the wall,
page 12 Art. LAME-UPL 60,00€ extra
- Freestanding version Art. LAME-UPC 113,30€ extra

HEATING ELEMENT POSITION
G Vertical Heating Element



Led light page 12 | n.1 Art. F.LED1 48,00€
n.2 Art. F.LED2 80,00€

RE KIT: Class II Electric Heating Element, with 1,5m cable, diathermic liquid filling and plug (p.228)

RE KIT with WIRELESS DEVICES p. 229
RE Kit: add radio frequency box receiver (wall-

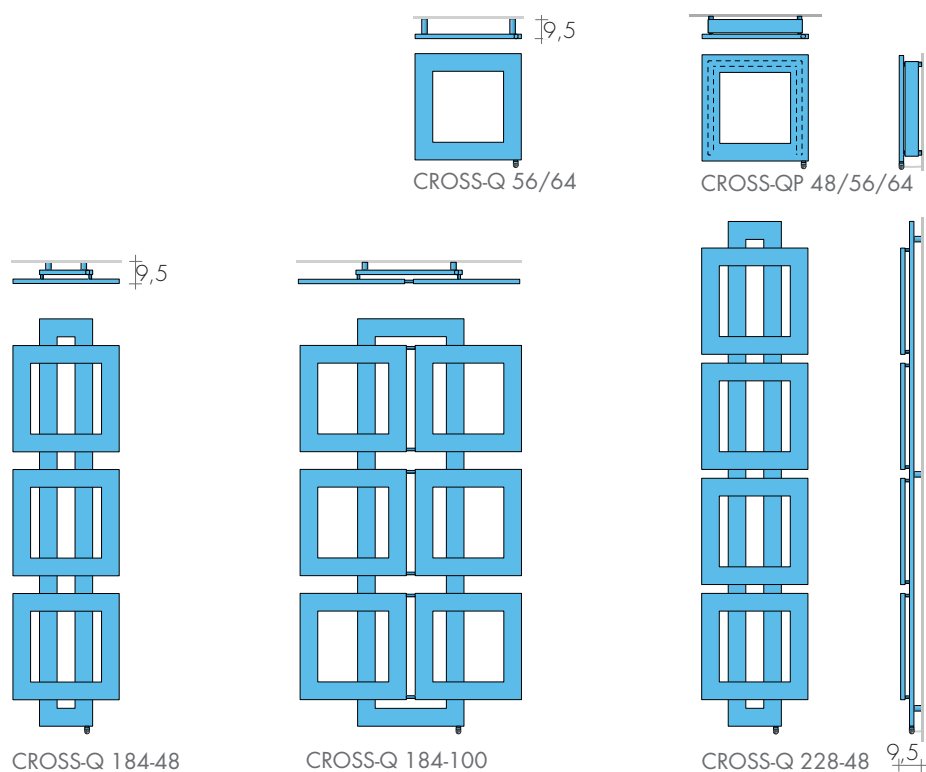
mounted or recessed) and the radio programmable thermostat (it can control up to 12 radiators).



e.CROSS-Q WITH OVERLAPPING SQUARES

PRICE FROM 1.07.2022 **+15%**

TECHNICAL DATA and other dimensions page 44
ELECTRIC KIT DATA page 228



RADIATOR white or with extra for color	+	RT KIT + THERMOSTAT	=	ELECTRIC RADIATOR with chosen finish
		RE KIT + WIRELESS DEVICES		

MODEL	Hl cm	White standard €	RE / RF KIT Heating element Art. €	DIGITAL THERMOSTAT	WIRELESS DEVICES Receiver
CROSS-QP 48-48	404,00	404,00	R250IIT/E 166,90	white Art. TEB 62,30€	wall recessed Art. RIE 106,70€
CROSS-Q 56-56	343,60	343,60	R250IIT/E 166,90	chr.-plated Art. TEC 69,90€	wall-mounted Art. RIC 121,10€
CROSS-QP 56-56	438,10	438,10	R400IIT/E 170,20	thermostat remote control Art. TIR 35,60€	wireless programmable thermostat Art. RHD 118,30€
CROSS-Q 64-64	365,20	365,20	R250IIT/E 166,90		
CROSS-QP 64-64	458,90	458,90	R400IIT/E 170,20		
CROSS-Q 184-48	1085,10	1085,10	R900IIT/E 222,00	STONE RICA thermostat BLUETOOTH Art. TDS 178,20€	
CROSS-Q 184-100	1766,00	1766,00	R1500IIT/E 259,10		
CROSS-Q 228-48	1308,00	1308,00	R1200IIT/E 240,30		

HEATING ELEMENT POSITION
G Vertical Heating Element



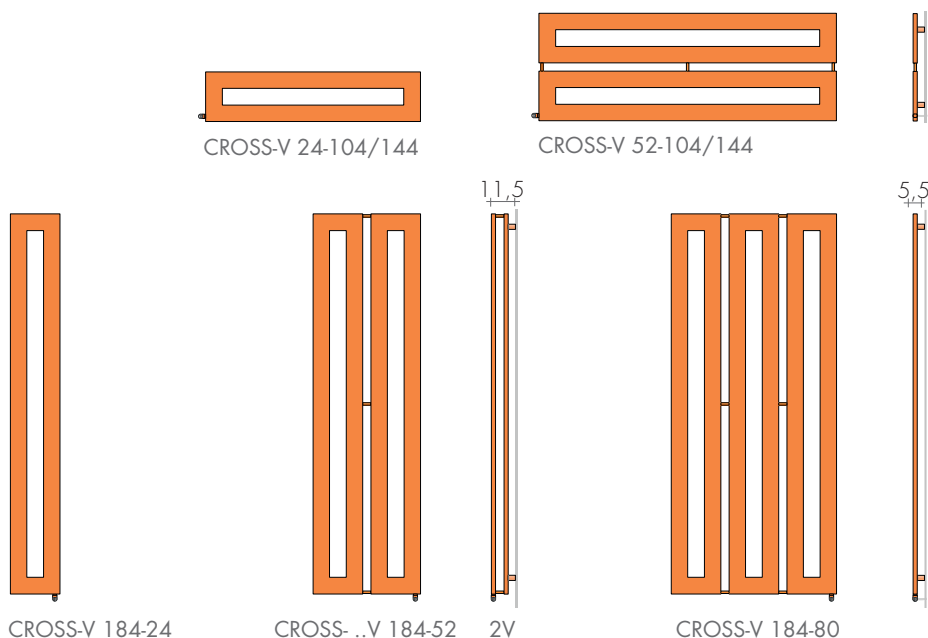
RT KIT: Class II Electric Heating Element, with 1/2" Faston fitting, diathermic liquid filling and plug
RE KIT: Class II Electric Heating Element, with 1,5m cable, diathermic liquid filling and plug (p.228)

RT KIT with THERMOSTATS ECOdesign compliant ø1/2" fitting with Faston to connect:
- Digital thermostat MUSA Plus (white or chr.-plated)
- Thermostat STONE RICA Bluetooth via App

RE KIT with WIRELESS DEVICES p. 229
RE Kit: add radio frequency box receiver (wall-mounted or recessed) and the radio programmable thermostat (it can control up to 12 radiators).



TECHNICAL DATA and other dimensions page 50
ELECTRIC KIT DATA page 228



RADIATOR white or with extra for color	+	RT KIT	+	THERMOSTAT	=	ELECTRIC RADIATOR with chosen finish
		RE KIT	+	WIRELESS DEVICE		

MODEL	H/L cm	White standard €	RT KIT / RE KIT Heating element Art. €	DIGITAL THERMOSTAT	WIRELESS DEVICES Receiver
CROSS-V 24-104		397,00	R250IIT/E 166,90	white Art. TEB 62,30€	wall recessed Art. RIE 106,70€
CROSS-V 24-144		501,40	R400IIT/E 170,20	chr.-plated Art. TEC 69,90€	wall-mounted Art. RIC 121,10€
CROSS-V 52-104		497,30	R500IIT/E 181,30	thermostat remote control Art. TIR 35,60€	wireless programmable thermostat Art. RHD 118,30€
CROSS-V 52-144		639,50	R650IIT/E 193,80		
CROSS-V 184-24		481,40	R400IIT/E 170,20		
CROSS-V 184-52		877,20	R800IIT/E 209,10		
CROSS-V 184-80		1213,50	R1200IIT/E 240,30	STONE RICA thermostat BLUETOOTH Art. TDS	
CROSS-2V 184-52		1666,90	R1500IIT/E 259,10		



RT KIT: Class II Electric Heating Element, with 1/2" Faston fitting, diathermic liquid filling and plug
RE KIT: Class II Electric Heating Element, with 1,5m cable, diathermic liquid filling and plug (p.228)

RT KIT with THERMOSTATS ECOdesign compliant ø1/2" fitting with Faston to connect:
- Digital thermostat MUSA Plus (white or chr.-plated)
- Thermostat STONE RICA **Bluetooth** via **App**

RE KIT with WIRELESS DEVICES p. 229
RE Kit: add radio frequency box receiver (wall-mounted or recessed) and the radio programmable thermostat (it can control up to 12 radiators).

TECHNICAL DATA and other dimensions p. 102
ELECTRIC KIT DATA p. 228-229


TECHNICAL DATA RAM-CK
and other dimensions p. 146
ELECTRIC KIT DATA p. 228-229




CKV



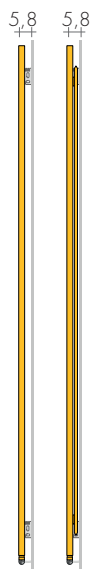
CLAK CKV 72-110




CLAK .. 180-45



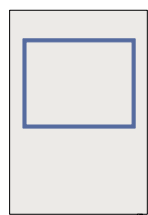
CLAK .. 200-54



CKH CKLH



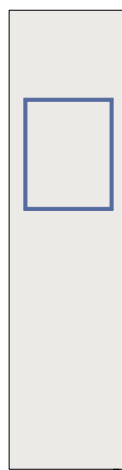
RAM-CK 54-110




RAM-CK 80-54



RAM-CK 130-..



RAM-CK 180-45



MODEL'21	H-L cm	White standard €	RT KIT / RE KIT Heating element Art. €	DIGITAL THERMOSTAT	WIRELESS DEVICES Receiver
CKV 54-110	54	919,10	R650IIT/E 181,30	white Art. TEB 62,30€	wall recessed Art. RIE 106,70€
CKV 72-110	72	1058,80	R900IIT/E 209,10	chr.-plated Art. TEC 69,90€	wall-mounted Art. RIC 121,10€
CKH 80-45	80	652,80	R400IIT/E 170,20	thermostat remote control Art. TIR 35,60€	wireless programmable thermostat Art. RHD 118,30€
CKH 80-54	80	717,20	R500IIT/E 181,30		
CKH 130-45	130	787,90	R650IIT/E 193,80		
CKH 130-54	130	861,30	R800IIT/E 209,10		
CKH 180-36	180	843,80	R650IIT/E 193,80		
CKH 180-45	180	922,90	R900IIT/E 222,00		
CKLH 180-45	180	1128,30	R1200IIT/E 240,30		
CKH 200-54	200	1055,20	R1200IIT/E 240,30	STONE RICA thermostat BLUETOOTH Art. TDS 178,20€	
CKLH 200-54	200	1336,40	R1500IIT/E 259,10		
CLAK-FO/FA Gilded Leaf/Silver Leaf:			Price x 1,9		

HEATING ELEMENT POSITION
G Vertical Heating Element



Magnetic towel holder RAM NOT INCLUDED

Standard colors Art. RAM 150,00€
Paintwork to BREM color list +15/25%

Towel holder RAM: STANDARD COLORS

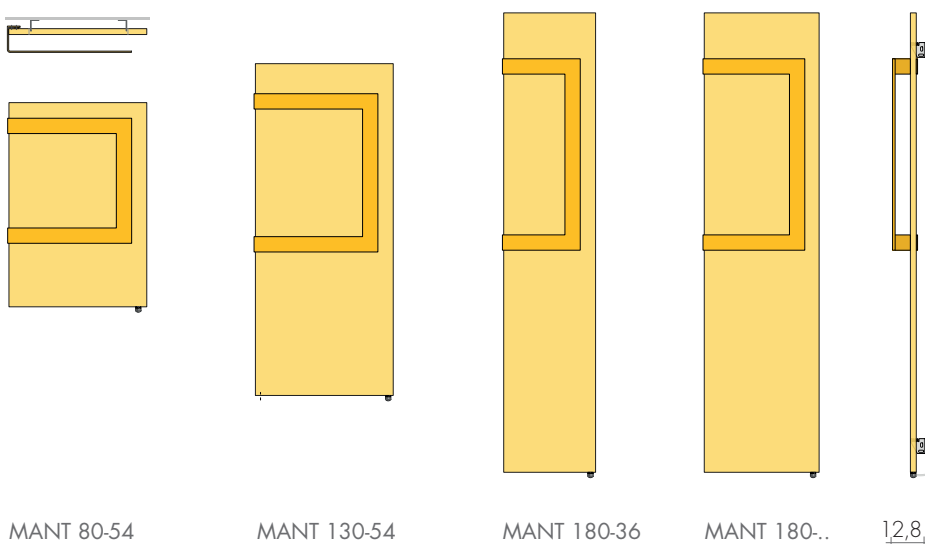
- white sablé SB 9016
- quartz grey SB 7039
- jet black SB 9005

RT KIT: Class II Electric Heating Element, with 1/2" Faston fitting, diathermic liquid filling and plug
RE KIT: Class II Electric Heating Element, with 1,5m cable, diathermic liquid filling and plug (p.228)

RT KIT with THERMOSTATS ECOdesign compliant ø1/2" fitting with Faston to connect:
- Digital thermostat MUSA Plus (white or chr.-plated)
- Thermostat STONE RICA via App

RE KIT with WIRELESS DEVICES p. 229
RE Kit: add radio frequency box receiver (wall-mounted or recessed) and the radio programmable thermostat (it can control up to 12 radiators).

TECHNICAL DATA and other dimensions p. 148
ELECTRIC KIT DATA p. 228-229



MANT 80-54

MANT 130-54

MANT 180-36

MANT 180-54

12,8

TOWEL-HEATER white or with extra for color	+	RT KIT + RE KIT	THERMOSTAT WIRELESS DEVICES	=	ELECTRIC TOWEL-HEATER with chosen finish
--	---	--------------------	--------------------------------	---	--

MODEL	H-L cm	White standard €	RT KIT / RE KIT Heating element Art. €	DIGITAL THERMOSTAT	WIRELESS DEVICES Receiver
MANT	80-45	714,40	R400IIT/E 170,20	white Art. TEB 62,30€	wall recessed Art. RIE 106,70€
MANT	80-54	778,80	R500IIT/E 181,30	chr.-plated Art. TEC 69,90€	wall-mounted Art. RIC 121,10€
MANT	130-45	855,10	R650IIT/E 193,80	thermostat remote control Art. TIR 35,60€	wireless programmable thermostat Art. RHD 118,30€
MANT	130-54	928,50	R800IIT/E 209,10	STONE RICA thermostat BLUETOOTH Art. TDS 178,20€	



HEATING ELEMENT POSITION
© Vertical Heating Element



TOWEL BAR MANT: STANDARD COLORS

- white sablé SB 9016
- quartz grey SB 7039
- jet black SB 9005

In one paintwork to Brem color list different from the radiator extra 35,80€

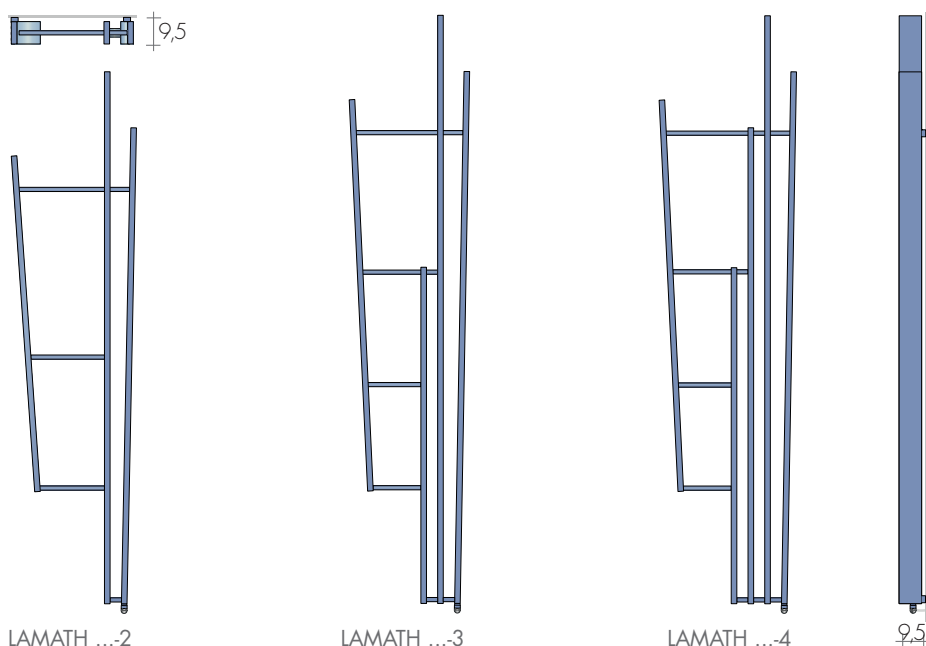
RT KIT: Class II Electric Heating Element, with 1/2" Faston fitting, diathermic liquid filling and plug
RE KIT: Class II Electric Heating Element, with 1,5m cable, diathermic liquid filling and plug (p.228)

RT KIT with THERMOSTATS ECOdesign compliant ø1/2" fitting with Faston to connect:
- Digital thermostat MUSA Plus (white or chr.-plated)
- Thermostat STONE RICA Bluetooth via App

RE KIT with WIRELESS DEVICES p. 229
RE Kit: add radio frequency box receiver (wall-mounted or recessed) and the radio programmable thermostat (it can control up to 12 radiators).

design Davide Brembilla

TECHNICAL DATA and other dimensions p. 28
ELECTRIC KIT DATA p. 228



TOWEL-HEATER white or with extra for color	+	RT KIT + RE KIT +	THERMOSTAT WIRELESS DEVICES	=	ELECTRIC TOWEL-HEATER with chosen finish
--	---	----------------------	--------------------------------	---	--

MODEL	HL cm	White standard €	RT KIT / RE KIT Heating element Art. €	DIGITAL THERMOSTAT	WIRELESS DEVICES Receiver
LAMATH 190-2	190	599,10	R400IIT/E 181,30	white Art. TEB 62,30€	wall recessed Art. RIE 106,70€
LAMATH 190-3	190	710,00	R500IIT/E 193,80	chr.-plated Art. TEC 69,90€	wall-mounted Art. RIC 121,10€
LAMATH 190-4	190	821,40	R650IIT/E 209,10	thermostat remote control Art. TIR 35,60€	wireless programmable thermostat Art. RHD 118,30€
LAMATH 210-2	210	641,50	R500IIT/E 181,30	STONE RICA thermostat BLUETOOTH	
LAMATH 210-3	210	767,90	R650IIT/E 193,80	Art. TDS	
LAMATH 210-4	210	894,10	R800IIT/E 209,10	178,20€	

HEATING ELEMENT POSITION
G Vertical Heating Element



RT KIT: Class II Electric Heating Element, with 1/2" Faston fitting, diathermic liquid filling and plug
RE KIT: Class II Electric Heating Element, with 1,5m cable, diathermic liquid filling and plug (p.228)

RT KIT with THERMOSTATS ECOdesign compliant ø1/2" fitting with Faston to connect:
- Digital thermostat MUSA Plus (white or chr.-plated)
- Thermostat STONE RICA Bluetooth via App

RE KIT with WIRELESS DEVICES p. 229
RE Kit: add radio frequency box receiver (wall-mounted or recessed) and the radio programmable thermostat (it can control up to 12 radiators).

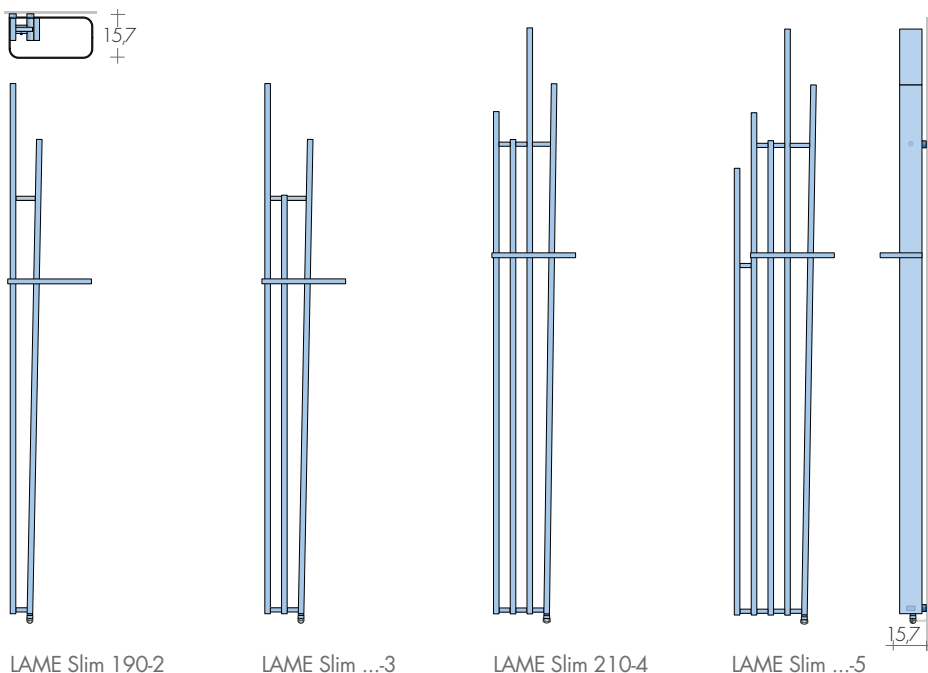


e.LAME SLIM

PRICE FROM 1.07.2022 **+15%**

design Davide Brembilla

TECHNICAL DATA and other dimensions p. 30
ELECTRIC KIT DATA p. 228



TOWEL-HEATER white or with extra for color	+	RT KIT + RE KIT	THERMOSTAT WIRELESS DEVICES	=	ELECTRIC TOWEL-HEATER with chosen finish
--	---	--------------------	--------------------------------	---	--

MODEL	H-n° cm-el.	L cm	White standard €	RT KIT/RE KIT Heating element Art. €	DIGITAL THERMOSTAT	WIRELESS DEVICES Receiver
LAME slim 190/2 30	590,60	R400IIT/E	170,20	white Art. TEB 62,30€		wall recessed Art. RIE 106,70€
LAME slim 190/3 30	709,40	R500IIT/E	181,30	chr.-plated Art. TEC 69,90€		wall-mounted Art. RIC 121,10€
LAME slim 190/5 36	958,30	R650IIT/E	193,80	thermostat remote control Art. TIR 35,60€		wireless programmable thermostat Art. RHD 118,30€
LAME slim 210/3 30	760,80	R500IIT/E	181,30	STONE RICA thermostat BLUETOOTH Art. TDS 178,20€		
LAME slim 210/4 30	895,80	R800IIT/E	209,10			
LAME slim 210/5 36	1042,90	R900IIT/E	222,00			

HEATING ELEMENT POSITION
© Vertical Heating Element




RT KIT: Class II Electric Heating Element, with 1/2" Faston fitting, diathermic liquid filling and plug
RE KIT: Class II Electric Heating Element, with 1,5m cable, diathermic liquid filling and plug (p.228)

RT KIT with THERMOSTATS ECOdesign compliant ø1/2" fitting with Faston to connect:
- Digital thermostat MUSA Plus (white or chr.-plated)
- Thermostat STONE RICA **Bluetooth** via **App**


RE KIT with WIRELESS DEVICES p. 229
RE Kit: add radio frequency box receiver (wall-mounted or recessed) and the radio programmable thermostat (it can control up to 12 radiators).



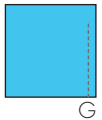
TECHNICAL DATA and other dimensions p. 32
ELECTRIC KIT DATA p. 228



HERG'S 65-42 HERG'S 92-50 HERG'S 120-50 HERG'S 148-50 HERG'S 175-58



HEATING ELEMENT POSITION
© Vertical Heating Element



TOWEL-HEATER white or with extra for color	+	RT KIT + RE KIT	THERMOSTAT + WIRELESS DEVICES	=	ELECTRIC TOWEL-HEATER with chosen finish
--	---	--------------------	-------------------------------------	---	--

MODEL	H - L cm	Blanc standard €	RT KIT / RE KIT Résistance électrique Art. €	DIGITAL THERMOSTAT	WIRELESS DEVICES receiver
HERG'S 65-42	65-42	442,10	R250IIT/E 166,90	white Art. TEB 62,30€	wall recessed Art. RIE 106,70€
HERG'S 92-50	92-50	561,30	R400IIT/E 170,20	chr.-plated Art. TEC 69,90€	wall-mounted Art. RIC 121,10€
HERG'S 120-50	120-50	651,30	R500IIT/E 181,30	thermostat remote control Art. TIR 35,60€	wireless programmable thermostat Art. RHD 118,30€
HERG'S 148-50	148-50	741,20	R650IIT/E 193,80	STONE RICA thermostat BLUETOOTH	
HERG'S 175-58	175-58	854,10	R800IIT/E 209,10	Art. TDS 178,20€	

RT KIT: Class II Electric Heating Element, with 1/2" Faston fitting, diathermic liquid filling and plug
RE KIT: Class II Electric Heating Element, with 1,5m cable, diathermic liquid filling and plug (p.228)

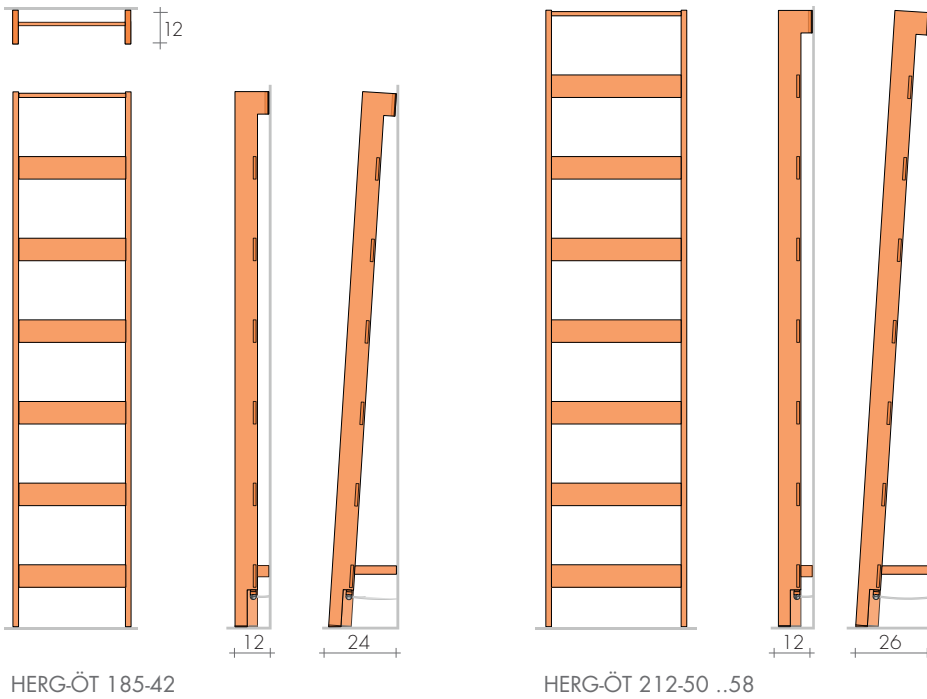
RT KIT with THERMOSTATS ECOdesign compliant ø1/2" fitting with Faston to connect:
- Digital thermostat MUSA Plus (white or chr.-plated)
- Thermostat STONE RICA Bluetooth via App

RE KIT with WIRELESS DEVICES p. 229
RE Kit: add radio frequency box receiver (wall-mounted or recessed) and the radio programmable thermostat (it can control up to 12 radiators).



design Luigi Brebbilla

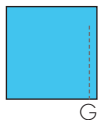
TECHNICAL DATA and other dimensions p. 34
ELECTRIC KIT DATA p. 228



TOWEL-HEATER white or with extra for color	+	RT KIT + RE KIT +	THERMOSTAT WIRELESS DEVICES	=	ELECTRIC TOWEL-HEATER with chosen finish
--	---	----------------------	--------------------------------	---	--

MODEL'21	H - L cm	White standard €	RT KIT / RE KIT Heating element Art. €	DIGITAL THERMOSTAT	WIRELESS DEVICES Receiver
HERG-ÖT 185-42	824,20	824,20	R650IIT/E 193,80	white Art. TEB 62,30€	wall recessed Art. RIE 106,70€
HERG-ÖT 212-50	963,30	963,30	R800IIT/E 209,10	chr.-plated Art. TEC 69,90€	wall-mounted Art. RIC 121,10€
HERG-ÖT 212-58	997,20	997,20	R900IIT/E 222,00	thermostat remote control Art. TIR 35,60€	wireless programmable thermostat Art. RHD 118,30€
Angled HERG-ÖT, extra Art. HOI	84,00€			STONE RICA thermostat BLUETOOTH Art. TDS 178,20€	

HEATING ELEMENT POSITION
© Vertical Heating Element



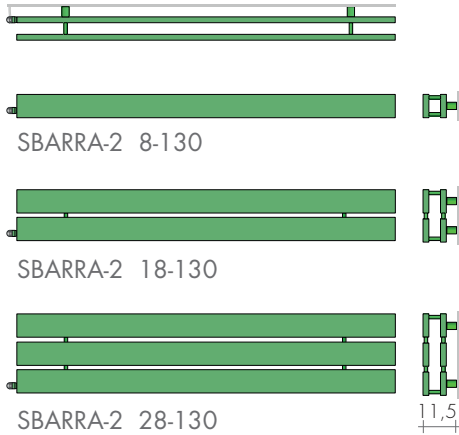
RT KIT: Class II Electric Heating Element, with 1/2" Faston fitting, diathermic liquid filling and plug
RE KIT: Class II Electric Heating Element, with 1,5m cable, diathermic liquid filling and plug (p.228)

RT KIT with THERMOSTATS ECOdesign compliant ø1/2" fitting with Faston to connect:
- Digital thermostat MUSA Plus (white or chr.-plated)
- Thermostat STONE RICA Bluetooth via App

RE KIT with WIRELESS DEVICES p. 229
RE Kit: add radio frequency box receiver (wall-mounted or recessed) and the radio programmable thermostat (it can control up to 12 radiators).



TECHNICAL DATA
and other dimensions p.36
ELECTRIC KIT DATA page 228

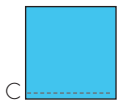


TOWEL-HEATER white or with extra for color	+	RT KIT + RE KIT	+	THERMOSTAT WIRELESS DEVICES	=	ELECTRIC TOWEL-HEATER with chosen finish
--	---	--------------------	---	--------------------------------	---	--

MODEL	HL cm	White standard €	RT KIT / RE KIT Heating element Art. €	DIGITAL THERMOSTAT	WIRELESS DEVICES Receiver
SBARRA-2 8-130	709,40	R250IIT/E	166,90	white Art. TEB 62,30€ 	wall recessed Art. RIE 106,70€
SBARRA-2 18-130	892,10	R500IIT/E	181,30	chr.-plated Art. TEC 69,90€ 	wall-mounted Art. RIC 121,10€
SBARRA-2 28-130	1075,30	R650IIT/E	193,80	thermostat remote control Art. TIR 35,60€ 	wireless programmable thermostat Art. RHD 118,30€
				STONE RICA thermostat BLUETOOTH Art. TDS 178,20€ 	



HEATING ELEMENT POSITION
©Horizontal Heating Element



RT KIT: Class II Electric Heating Element, with 1/2" Faston fitting, diathermic liquid filling and plug
RE KIT: Class II Electric Heating Element, with 1,5m cable, diathermic liquid filling and plug (p.228)

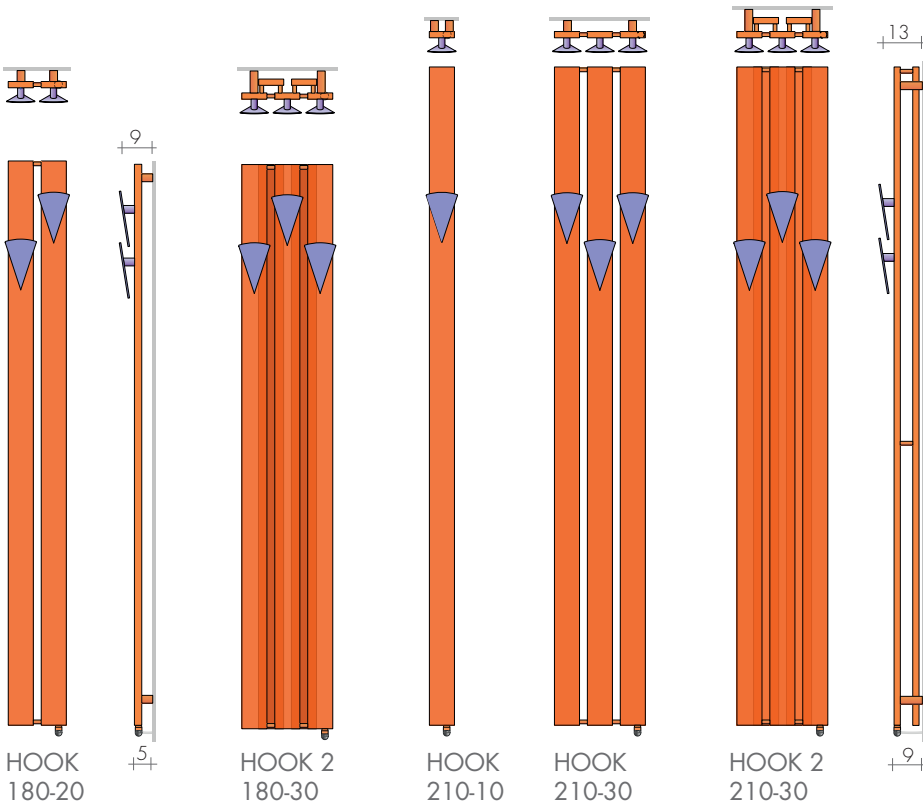
RT KIT with THERMOSTATS ECOdesign compliant ø1/2" fitting with Faston to connect:
- Digital thermostat MUSA Plus (white or chr.-plated)
- Thermostat STONE RICA **Bluetooth** via **App**

RE KIT with WIRELESS DEVICES p. 229
RE Kit: add radio frequency box receiver (wall-mounted or recessed) and the radio programmable thermostat (it can control up to 12 radiators).

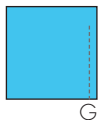


design Luigi Brembilla

TECHNICAL DATA and other dimensions p. 38
ELECTRIC KIT DATA page 228



HEATING ELEMENT POSITION
Ⓒ Vertical Heating Element



TOWEL-HEATER white or with extra for color	+	RT KIT + THERMOSTAT	=	ELECTRIC TOWEL-HEATER with chosen finish
		RE KIT + WIRELESS DEVICE		

MODELLO	H/L cm	White standard €	RT KIT / RE KIT Heating element Art. €	DIGITAL THERMOSTAT	WIRELESS DEVICES Receiver
HOOK	180-20	639,20	R400IIT/E 170,20	white Art. TEB 62,30€	wall recessed Art. RIE 106,70€
HOOK-2	180-30	813,00	R650IIT/E 193,80	chr.-plated Art. TEC 69,90€	wall-mounted Art. RIC 121,10€
HOOK	210-10	481,00	R250IIT/E 166,90	thermostat remote control Art. TIR 35,60€	wireless programmable thermostat Art. RHD 118,30€
HOOK-2	210-30	978,20	R900IIT/E 222,00		

KNOB mod. HK: STANDARD COLORS
- white sablé SB 9016
- quartz grey SB 7039
- jet black SB 9005
- same color of radiator
- in one color of Brem color list different
from the radiator extra 31,40€



STONE RICA thermostat
BLUETOOTH
Art. TDS
178,20€



Mod. PO



Mod. ARO



KNOB, on request without extra

Magnetic knobs and wall fixing knobs page 283

RT KIT: Class II Electric Heating Element, with 1/2" Faston fitting, diathermic liquid filling and plug
RE KIT: Class II Electric Heating Element, with 1,5m cable, diathermic liquid filling and plug (p.228)

RT KIT with THERMOSTATS ECOdesign compliant ø1/2" fitting with Faston to connect:
- Digital thermostat MUSA Plus (White or chr.-plated)
- Thermostat STONE RICA  via **App**

RE KIT with WIRELESS DEVICES p. 229
RE Kit: add radio frequency box receiver (wall-mounted or recessed) and the radio programmable thermostat (it can control up to 12 radiators).

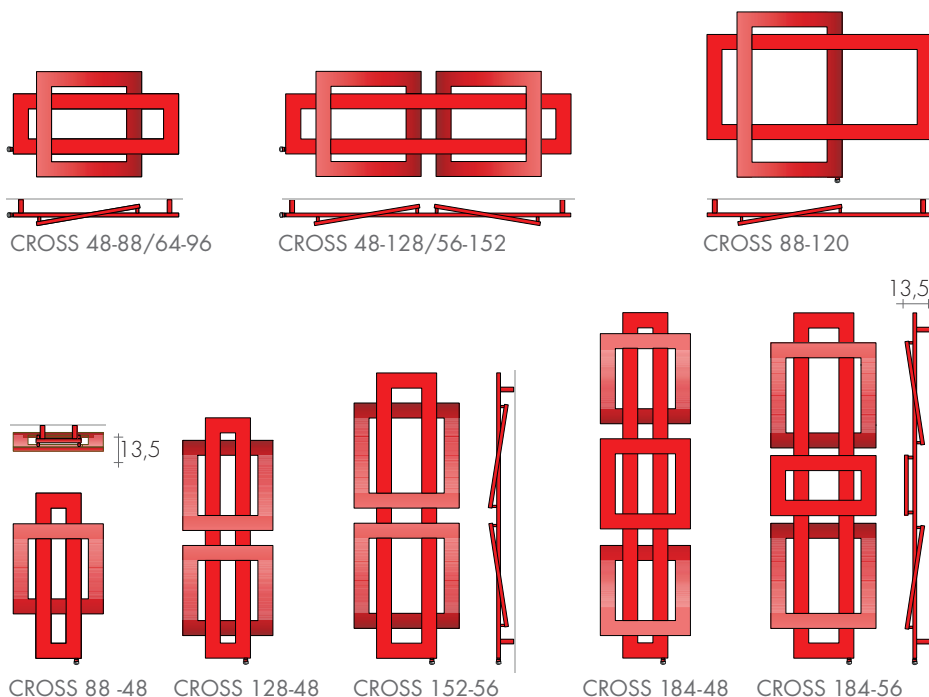


e.CROSS WITH CROSSED SQUARES

PRICE FROM 1.07.2022 **+15%**

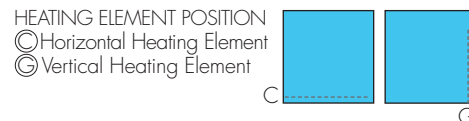

design Luigi Brembilla

TECHNICAL DATA and other dimensions p. 52
ELECTRIC KIT DATA p. 228



TOWEL-HEATER white or with extra for color	+	RT KIT + THERMOSTAT	=	ELECTRIC TOWEL-HEATER with chosen finish
		RE KIT + WIRELESS DEVICE		

MODEL	HL cm	White standard €	RT KIT / RE KIT Heating element Art. €	DIGITAL THERMOSTAT	WIRELESS DEVICES Receiver
CROSS 48-88	48-88	636,20	R400IIT/E 170,20	white Art. TEB 62,30€	wall recessed Art. RIE 106,70€
CROSS 48-128	48-128	883,20	R650IIT/E 193,80	chr.-plated Art. TEC 69,90€	wall-mounted Art. RIC 121,10€
CROSS 56-152	56-152	957,40	R800IIT/E 203,00		
CROSS 64-96	64-96	718,50	R500IIT/E 181,30	thermostat remote control Art. TIR 35,60€	wireless programmable thermostat Art. RHD 118,30€
CROSS 88-48	88-48	624,40	R400IIT/E 170,20		
CROSS 88-120	88-120	778,10	R650IIT/E 193,80	STONE RICA thermostat BLUETOOTH Art. TDS 178,20€	
CROSS 128-48	128-48	876,40	R650IIT/E 193,80		
CROSS 152-56	152-56	949,20	R800IIT/E 203,00		
CROSS 184-48	184-48	1139,30	R900IIT/E 222,00		
CROSS 184-56	184-56	1188,20	R900IIT/E 222,00		



RT KIT: Class II Electric Heating Element, with 1/2" Faston fitting, diathermic liquid filling and plug
RE KIT: Class II Electric Heating Element, with 1,5m cable, diathermic liquid filling and plug (p.228)

RT KIT with THERMOSTATS ECOdesign compliant ø1/2" fitting with Faston to connect:
- Digital thermostat MUSA Plus (white or chr.-plated)
- Thermostat STONE RICA **Bluetooth** via **App**

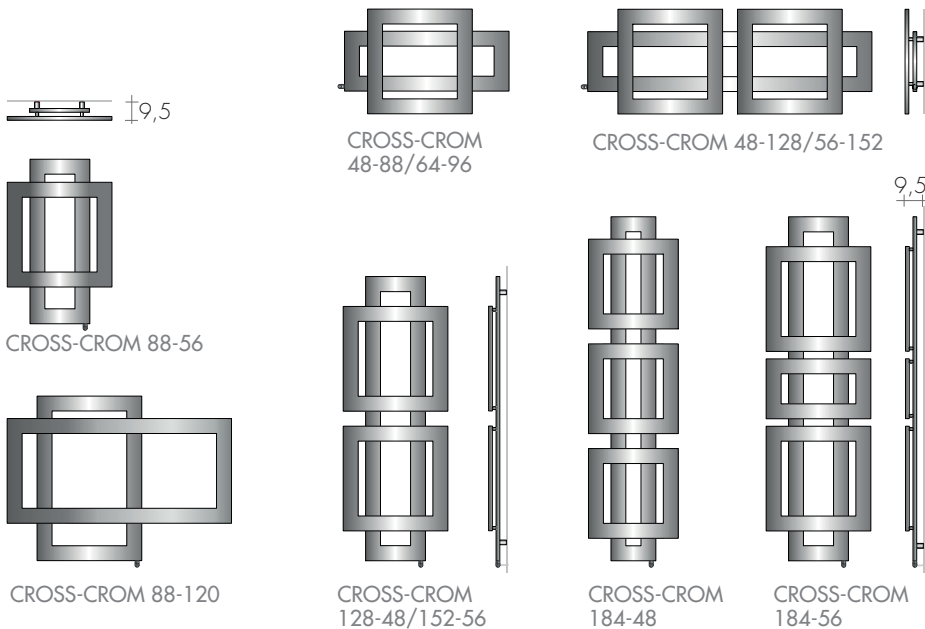
RE KIT with WIRELESS DEVICES p. 229
RE Kit: add radio frequency box receiver (wall-mounted or recessed) and the radio programmable thermostat (it can control up to 12 radiators).

e.CROSS-CROM WITH OVERLAPPING SQUARES

PRICE FROM 1.07.2022 **+15%**

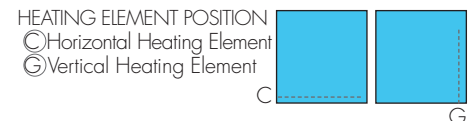
design Luigi Brembilla

TECHNICAL DATA and other dimensions p. 60
ELECTRIC KIT DATA p. 228



TOWEL-HEATER chrome-plated finish	+	RT KIT + THERMOSTAT	=	ELECTRIC TOWEL-HEATER chrome-plated finish
		RE KIT + WIRELESS DEVICE		

MODEL	H-L cm	White standard €	RT KIT / RE KIT Heating element Art. €	DIGITAL THERMOSTAT	WIRELESS DEVICES Receiver
Cross CROM 48-88	1482,40	R250IIT/E 166,90	white Art. TEB 62,30€		wall recessed Art. RIE 106,70€
Cross CROM 48-128	2057,90	R500IIT/E 181,30	chr.-plated Art. TEC 69,90€		wall-mounted Art. RIC 121,10€
Cross CROM 56-152	2230,80	R650IIT/E 193,80	thermostat remote control Art. TIR 35,60€		wireless programmable thermostat Art. RHD 118,30€
Cross CROM 64-96	1674,30	R400IIT/E 170,20	STONE RICA thermostat BLUETOOTH Art. TDS 178,20€		
Cross CROM 88-56	1454,90	R400IIT/E 170,20			
Cross CROM 88-120	1812,40	R500IIT/E 181,30			
Cross CROM 128-48	2041,60	R500IIT/E 181,30			
Cross CROM 152-56	2211,60	R650IIT/E 193,80			
Cross CROM 184-48	2934,80	R800IIT/E 209,10			
Cross CROM 184-56	3060,70	R900IIT/E 222,00			



RT KIT: Class II Electric Heating Element, with 1/2" Faston fitting, diathermic liquid filling and plug
RE KIT: Class II Electric Heating Element, with 1,5m cable, diathermic liquid filling and plug (p.228)

RT KIT with THERMOSTATS ECOdesign compliant ø1/2" fitting with Faston to connect:
- Digital thermostat MUSA Plus (white or chr.-plated)
- Thermostat STONE RICA **Bluetooth** via **App**

RE KIT with WIRELESS DEVICES p. 229
RE Kit: add radio frequency box receiver (wall-mounted or recessed) and the radio programmable thermostat (it can control up to 12 radiators).


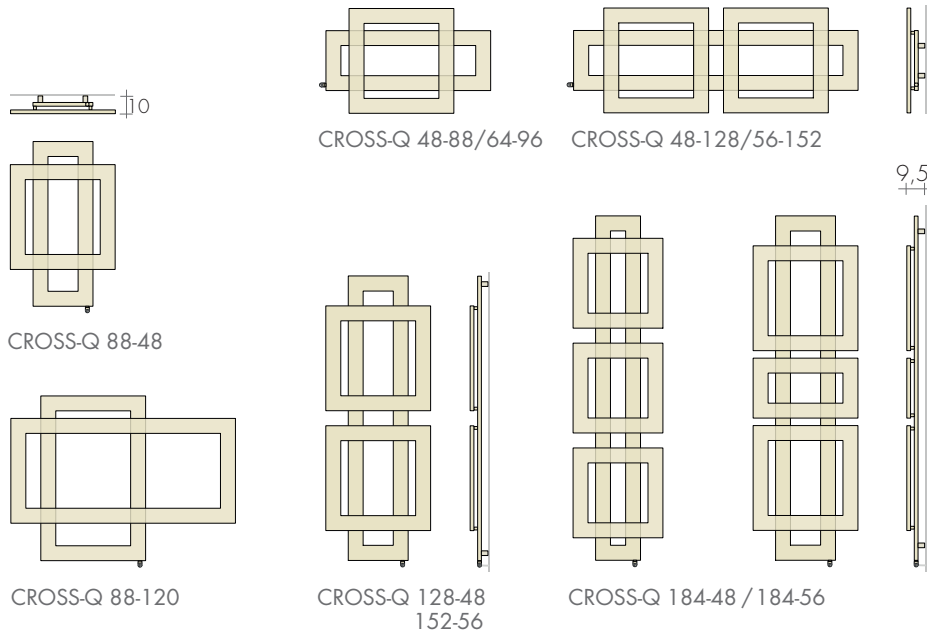


e.CROSS-Q WITH OVERLAPPING SQUARES

PRICE FROM 1.07.2022 **+15%**

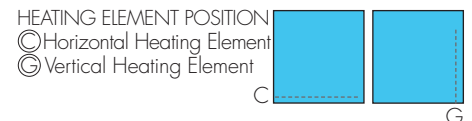
design Luigi Brembilla

TECHNICAL DATA and other dimensions p. 58
ELECTRIC KIT DATA p. 228



TOWEL-HEATER white or with extra for color	+	RT KIT + THERMOSTAT	=	ELECTRIC TOWEL-HEATER with chosen finish
		RE KIT + WIRELESS DEVICE		

MODEL	HL cm	White standard €	RT KIT / RE KIT Heating element Art. €	DIGITAL THERMOSTAT	WIRELESS DEVICES Receiver
CROSS-Q 48-88		605,90	R400IIT/E 170,20	white Art. TEB 62,30€	wall recessed Art. RIE 106,70€
CROSS-Q 48-128		841,10	R650IIT/E 193,80		
CROSS-Q 56-152		911,80	R800IIT/E 203,00		
CROSS-Q 64-96		684,20	R500IIT/E 181,30	chr.-plated Art. TEC 69,90€	wall-mounted Art. RIC 121,10€
CROSS-Q 88-48		594,70	R400IIT/E 170,20		
CROSS-Q 88-120		740,90	R650IIT/E 193,80	thermostat remote control Art. TIR 35,60€	wireless programmable thermostat Art. RHD 118,30€
CROSS-Q 128-48		834,70	R650IIT/E 193,80		
CROSS-Q 152-56		904,00	R800IIT/E 203,00		
CROSS-Q 184-48		1085,10	R900IIT/E 222,00	STONE RICA thermostat BLUETOOTH Art. TDS	
CROSS-Q 184-56		1131,60	R900IIT/E 222,00	178,20€	



RT KIT: Class II Electric Heating Element, with 1/2" Faston fitting, diathermic liquid filling and plug
RE KIT: Class II Electric Heating Element, with 1,5m cable, diathermic liquid filling and plug (p.228)

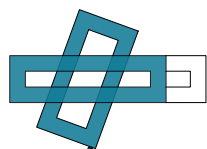
RT KIT with THERMOSTATS ECOdesign compliant ø1/2" fitting with Faston to connect:
- Digital thermostat MUSA Plus (white or chr.-plated)
- Thermostat STONE RICA **Bluetooth** via **App**

RE KIT with WIRELESS DEVICES p. 229
RE Kit: add radio frequency box receiver (wall-mounted or recessed) and the radio programmable thermostat (it can control up to 12 radiators).




design Luigi Brembilla

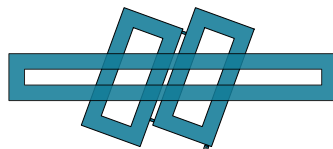
TECHNICAL DATA and other dimensions p. 68
ELECTRIC KIT DATA p. 228



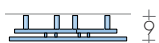
CROSS-R 70-80/104
CROSS-RD 70-104



CROSS-R 70-144



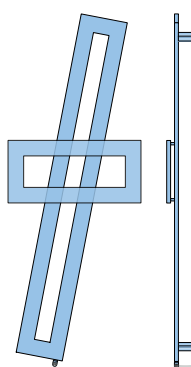
CROSS-R2 70-168



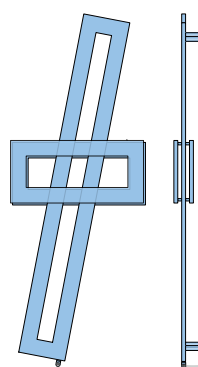
CROSS-R 137-56




CROSS-RD 137-56



CROSS-R 177-64



CROSS-RD 177-64



TOWEL-HEATER white or colored or chrome-plated finish	+	RT KIT	+	THERMOSTAT	=	ELECTRIC TOWEL-HEATER with chosen finish
		RE KIT	+	WIRELESS DEVICE		

MODEL	HL cm	White standard €	RT KIT / RE KIT Heating element Art. €	DIGITAL THERMOSTAT	WIRELESS DEVICES Receiver
CROSS-R 70-80	70-80	609,30	R400IIT/E 170,20	white Art. TEB 62,30€	wall recessed Art. RIE 106,70€
CROSS-R 70-104	70-104	687,20	R500IIT/E 181,30	chr.-plated Art. TEC 69,90€	wall-mounted Art. RIC 121,10€
CROSS-RD 70-104	70-104	874,90	R650IIT/E 193,80		
CROSS-R 70-144	70-144	816,90	R500IIT/E 181,30	thermostat remote control Art. TIR 35,60€	wireless programmable thermostat Art. RHD 118,30€
CROSS-R2 70-168	70-168	1195,60	R800IIT/E 193,60		
CROSS-R 137-56	137-56	761,30	R500IIT/E 167,90	STONE RICA thermostat BLUETOOTH Art. TDS 178,20€	
CROSS-RD 137-56	137-56	1030,20	R650IIT/E 179,50		
CROSS-RD 177-64	177-64	1144,40	R800IIT/E 209,10		
CHROME-PLATED FINISH					
R-CROM	70-144	1934,90	R500IIT/E 181,30		
R-CROM	137-56	1873,20	R400IIT/E 170,20		
R-CROM	177-64	2260,90	R500IIT/E 181,30		

HEATING ELEMENT POSITION
© Vertical Heating Element



RT KIT: Class II Electric Heating Element, with 1/2" Faston fitting, diathermic liquid filling and plug
RE KIT: Class II Electric Heating Element, with 1,5m cable, diathermic liquid filling and plug (p.228)

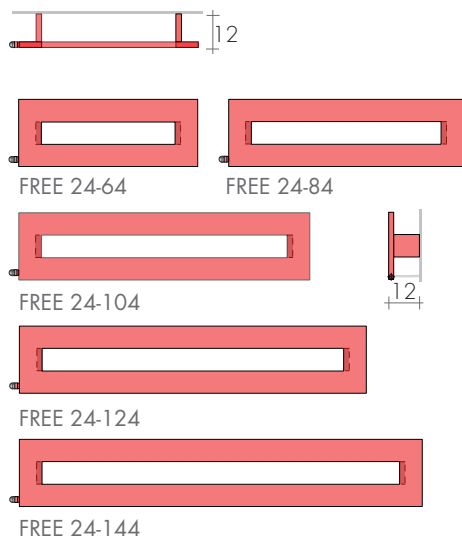
RT KIT with THERMOSTATS ECOdesign compliant ø1/2" fitting with Faston to connect:
- Digital thermostat MUSA Plus (white or chr.-plated)
- Thermostat STONE RICA **Bluetooth** via **App**

RE KIT with WIRELESS DEVICES p. 229
RE Kit: add radio frequency box receiver (wall-mounted or recessed) and the radio programmable thermostat (it can control up to 12 radiators).



design Luigi Brembilla

TECHNICAL DATA
and other dimensions page 72
ELECTRIC KIT DATA page 228



TOWEL-HEATER white or with extra for color	+	RT KIT + THERMOSTAT	=	ELECTRIC TOWEL-HEATER with chosen finish
		RE KIT + WIRELESS DEVICE		

MODEL'21	H - l cm	White standard €	RT KIT / RE KIT Résistance électrique Art. €	DIGITAL THERMOSTAT	WIRELESS DEVICES receiver
FREE	24-64	340,60	R250IIT/E 166,90	white Art. TEB 62,30€	wall recessed Art. RIE 106,70€
FREE	24-84	366,90	R250IIT/E 166,90	chr.-plated Art. TEC 69,90€	wall-mounted Art. RIC 121,10€
FREE	24-104	395,80	R250IIT/E 166,90	thermostat remote control Art. TIR 35,60€	wireless programmable thermostat Art. RHD 118,30€
FREE	24-124	442,50	R400IIT/E 170,20	STONE RICA thermostat BLUETOOTH Art. TDS 178,20€	
FREE	24-144	500,20	R400IIT/E 170,20		



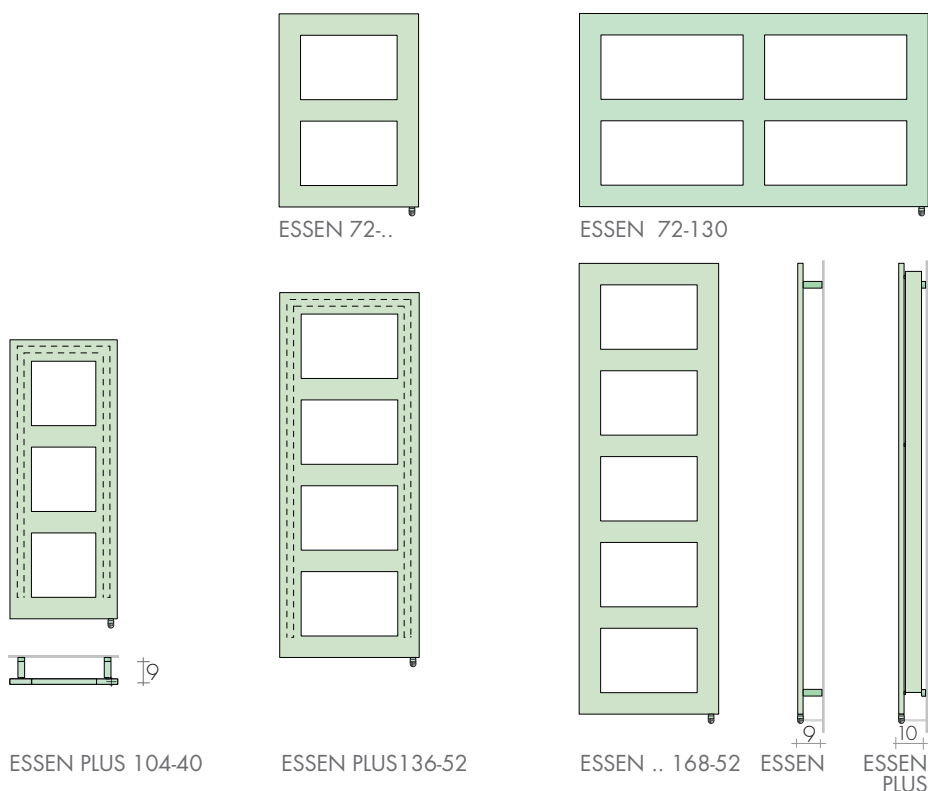
HEATING ELEMENT POSITION
 ☉ Horizontal Heating Element ☐ On request, Element in D

RT KIT: Class II Electric Heating Element, with 1/2" Faston fitting, diathermic liquid filling and plug
 RE KIT: Class II Electric Heating Element, with 1,5m cable, diathermic liquid filling and plug (p.228)

RT KIT with THERMOSTATS ECOdesign compliant ø1/2" fitting with Faston to connect:
 - Digital thermostat MUSA Plus (white or chr.-plated)
 - Thermostat STONE RICA **Bluetooth** via **App**

RE KIT with WIRELESS DEVICES p. 229
 RE Kit: add radio frequency box receiver (wall-mounted or recessed) and the radio programmable thermostat (it can control up to 12 radiators).

TECHNICAL DATA and other dimensions p. 74
ELECTRIC KIT DATA p. 228



TOWEL-HEATER white or colored or chrome-plated finish	+	RT KIT	+	THERMOSTAT	=	ELECTRIC TOWEL-HEATER with chosen finish
		RE KIT	+	WIRELESS DEVICE		

MODEL'21	H-L cm	White standard €	RT KIT / RE KIT Heating element Art. €	DIGITAL THERMOSTAT	WIRELESS DEVICES receiver
ESSEN	72-40	523,50	R250IIT/E 166,90	white Art. TEB 62,30€	wall recessed Art. RIE 106,70€
ESSEN PLUS	72-52	680,70	R400IIT/E 170,20	chr.-plated Art. TEC 69,90€	wall-mounted Art. RIC 121,10€
ESSEN	72-130	781,20	R650IIT/E 193,80		
ESSEN PLUS	104-40	685,80	R500IIT/E 181,30	thermostat remote control Art. TIR 35,60€	wireless programmable thermostat Art. RHD 118,30€
ESSEN	136-52	681,20	R500IIT/E 181,30		
ESSEN PLUS	136-52	980,10	R800IIT/E 209,10	STONE RICA thermostat BLUETOOTH Art. TDS 178,20€	
ESSEN	168-52	805,30	R650IIT/E 193,80		
ESSEN PLUS	168-52	1087,00	R900IIT/E 222,00		
CHROME-PLATED FINISH					
Essen CROM	136-52	1597,30	R400IIT/E 170,20		
Essen CROM	168-52	1771,20	R500IIT/E 181,30		

HEATING ELEMENT POSITION
© Vertical Heating Element



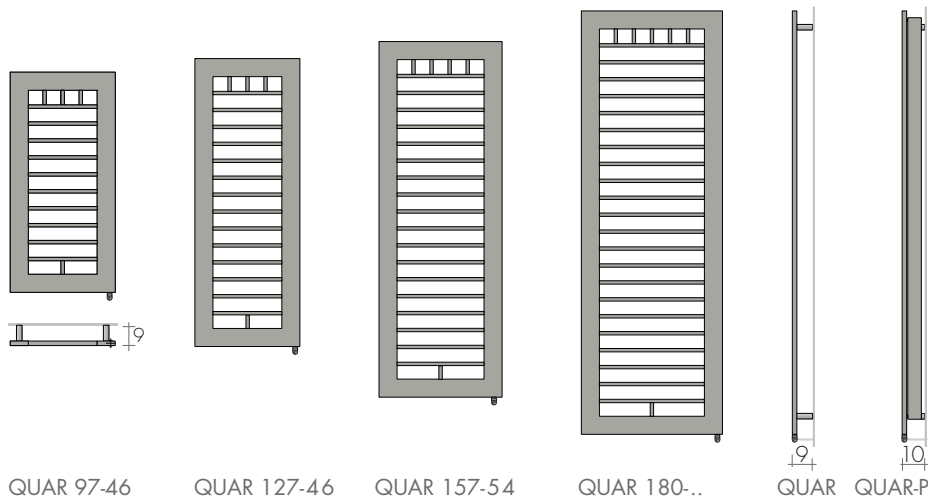
RT KIT: Class II Electric Heating Element, with 1/2" Faston fitting, diathermic liquid filling and plug
RE KIT: Class II Electric Heating Element, with 1,5m cable, diathermic liquid filling and plug (p.228)

RT KIT with THERMOSTATS ECOdesign compliant ø1/2" fitting with Faston to connect:
- Digital thermostat MUSA Plus (white or chr.-plated)
- Thermostat STONE RICA **Bluetooth** via **App**

RE KIT with WIRELESS DEVICES p. 229
RE Kit: add radio frequency box receiver (wall-mounted or recessed) and the radio programmable thermostat (it can control up to 12 radiators).

design Luigi Brembilla

TECHNICAL DATA and other dimensions p. 76
ELECTRIC KIT DATA p. 228



TOWEL-HEATER white or with extra for color	+	RT KIT + THERMOSTAT	=	ELECTRIC TOWEL-HEATER with chosen finish
		RE KIT + WIRELESS DEVICE		

MODEL'21	H - L cm	White standard €	RT KIT / RE KIT Résistance électrique Art. €	DIGITAL THERMOSTAT	WIRELESS DEVICES receiver
QUAR 97-46	97-46	718,90	R400IIT/E 170,20	white Art. TEB 62,30€	wall recessed Art. RIE 106,70€
QUAR 127-46	127-46	775,60	R500IIT/E 181,30	chr.-plated Art. TEC 69,90€	wall-mounted Art. RIC 121,10€
QUAR 157-54	157-54	878,50	R650IIT/E 193,80	thermostat remote control Art. TIR 35,60€	wireless programmable thermostat Art. RHD 118,30€
QUAR 180-46	180-46	957,70	R650IIT/E 193,80		
QUAR 180-62	180-62	997,60	R800IIT/E 209,10		
QUAR-P 180-46	180-46	1170,70	R900IIT/E 222,00	STONE RICA thermostat BLUETOOTH Art. TDS 178,20€	
QUAR-P 180-62	180-62	1210,60	R1200IIT/E 240,30		

HEATING ELEMENT POSITION
© Vertical Heating Element



RT KIT: Class II Electric Heating Element, with 1/2" Faston fitting, diathermic liquid filling and plug
RE KIT: Class II Electric Heating Element, with 1,5m cable, diathermic liquid filling and plug (p.228)

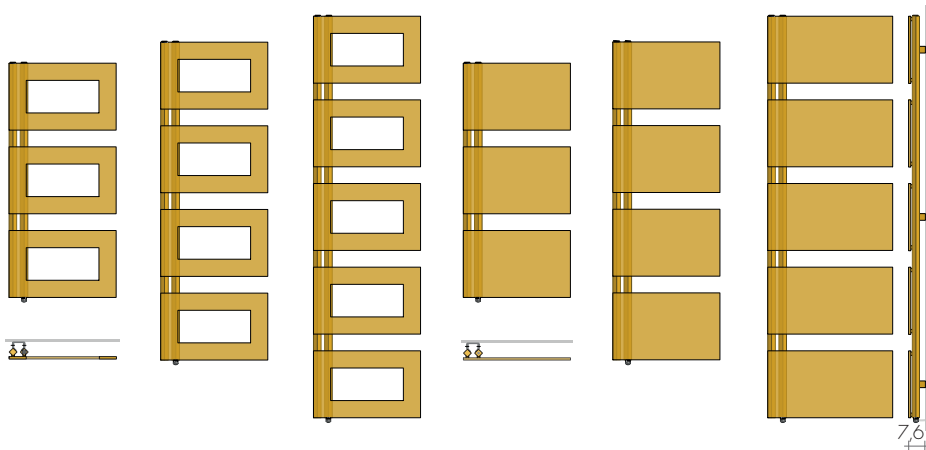
RT KIT with THERMOSTATS ECOdesign compliant ø1/2" fitting with Faston to connect:
- Digital thermostat MUSA Plus (White or chr.-plated)
- Thermostat STONE RICA via **App**

RE KIT with WIRELESS DEVICES p. 229
RE Kit: add radio frequency box receiver (wall-mounted or recessed) and the radio programmable thermostat (it can control up to 12 radiators).



design Luigi Brembilla

TECHNICAL DATA and other dimensions p. 80
ELECTRIC KIT DATA p. 228




ASYM 105-48 ASYM 145-48 ASYM 180-48 ASYMP 105-48 ASYMP 145-48 ASYMP 180-56



TOWEL-HEATER white or with extra for color	+	RT KIT	+	THERMOSTAT	=	ELECTRIC TOWEL-HEATER with chosen finish
		RE KIT	+	WIRELESS DEVICE		

MODEL	H - l cm	White standard €	RE KIT / KIT RF Résistance électrique Art. €	DIGITAL THERMOSTAT	WIRELESS DEVICES receiver
ASYMM	105-48	575,80	R500IIT/E 181,30	white Art. TEB 62,30€	wall recessed Art. RIE 106,70€
ASYMM	145-48	697,00	R650IIT/E 193,80	chr.-plated Art. TEC 69,90€	wall-mounted Art. RIC 121,10€
ASYMM	180-48	797,80	R900IIT/E 222,00	thermostat remote control Art. TIR 35,60€	wireless programmable thermostat Art. RHD 118,30€
ASYMP	105-48	688,20	R650IIT/E 193,80	STONE RICA thermostat BLUETOOTH Art. TDS 178,20€	
ASYMP	145-48	843,00	R800IIT/E 209,10		
ASYMP	145-56	877,00	R900IIT/E 222,00		
ASYMP	180-56	977,80	R1200IIT/E 240,30		

HEATING ELEMENT POSITION
ⓔ Vertical Heating Element



RT KIT: Class II Electric Heating Element, with 1/2" Faston fitting, diathermic liquid filling and plug
RE KIT: Class II Electric Heating Element, with 1,5m cable, diathermic liquid filling and plug (p.228)

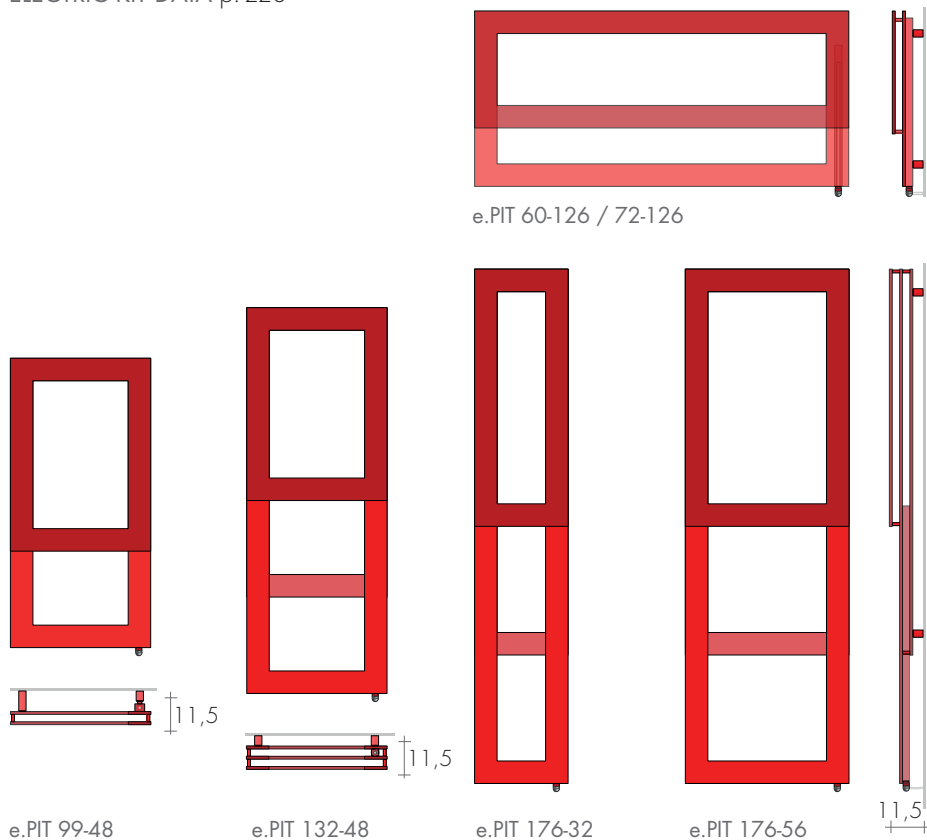
RT KIT with THERMOSTATS ECOdesign compliant ø1/2" fitting with Faston to connect:
- Digital thermostat MUSA Plus (White or chr.-plated)
- Thermostat STONE RICA **Bluetooth** via **App**

RE KIT with WIRELESS DEVICES p. 229
RE Kit: add radio frequency box receiver (wall-mounted or recessed) and the radio programmable thermostat (it can control up to 12 radiators).



design Pietro Facheris

TECHNICAL DATA and other dimensions p. 78
ELECTRIC KIT DATA p. 228

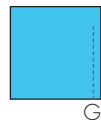


TOWEL-HEATER white or with extra for color	+	RT KIT + THERMOSTAT	=	ELECTRIC TOWEL-HEATER with chosen finish
		RE KIT + WIRELESS DEVICE		

MODEL'21	H - l cm	White standard €	RE KIT / KIT RF Résistance électrique Art. €	DIGITAL THERMOSTAT	WIRELESS DEVICES receiver
e.PIT 60-126	60-126	909,20	R650IIT/E 193,80	white Art. TEB 62,30€	wall recessed Art. RIE 106,70€
e.PIT 72-126	72-126	1091,90	R900IIT/E 222,00	chr.-plated Art. TEC 69,90€	wall-mounted Art. RIC 121,10€
e.PIT 99-48	99-48	707,20	R400IIT/E 170,20	thermostat remote control Art. TIR 35,60€	wireless programmable thermostat Art. RHD 118,30€
e.PIT 132-48	132-48	959,10	R650IIT/E 193,80	STONE RICA thermostat BLUETOOTH Art. TDS 178,20€	
e.PIT 176-32	176-32	1028,50	R800IIT/E 209,10		
e.PIT 176-56	176-56	1116,80	R900IIT/E 222,00		

Prices include the additional manifolds

HEATING ELEMENT POSITION
© Vertical Heating Element



RT KIT: Class II Electric Heating Element, with 1/2" Faston fitting, diathermic liquid filling and plug
RE KIT: Class II Electric Heating Element, with 1,5m cable, diathermic liquid filling and plug (p.228)

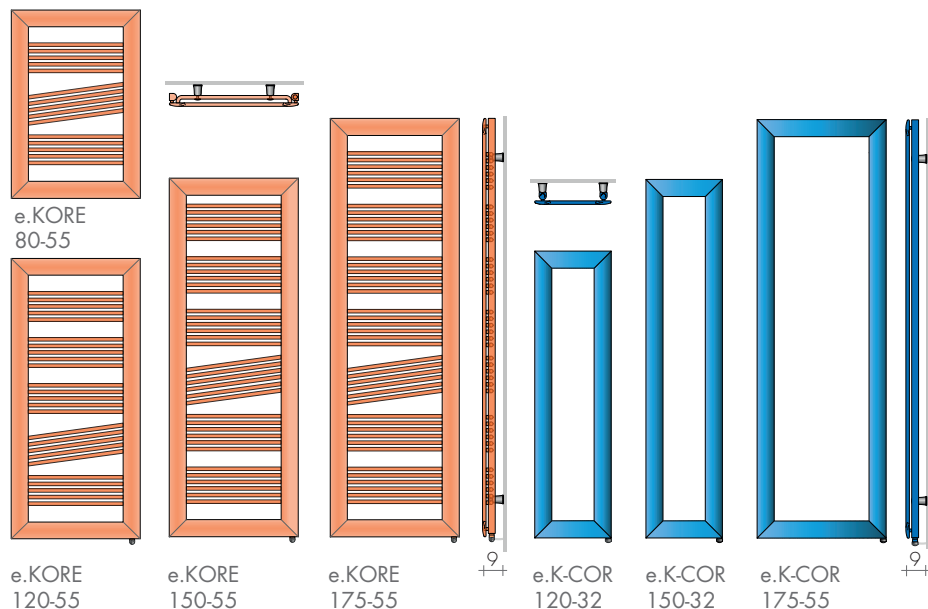
RT KIT with THERMOSTATS ECOdesign compliant ø1/2" fitting with Faston to connect:
- Digital thermostat MUSA Plus (White or chr.-plated)
- Thermostat STONE RICA via **App**

RE KIT with WIRELESS DEVICES p. 229
RE Kit: add radio frequency box receiver (wall-mounted or recessed) and the radio programmable thermostat (it can control up to 12 radiators).



design Luigi Brembilla

TECHNICAL DATA and other dimensions p. 84
ELECTRIC KIT DATA p. 228



TOWEL-HEATER white or with extra for color	+	RT KIT + THERMOSTAT	=	ELECTRIC TOWEL-HEATER with chosen finish
		RE KIT + WIRELESS DEVICE		

MODEL	H - l cm	White standard €	RE KIT / KIT RF Résistance électrique Art. €	DIGITAL THERMOSTAT	WIRELESS DEVICES receiver
e.KORE 80-55	80-55	693,10	R500IIT/E 181,30	white Art. TEB 62,30€	wall recessed Art. RIE 106,70€
e.KORE 120-55	120-55	990,30	R650IIT/E 193,80	chr.-plated Art. TEC 69,90€	wall-mounted Art. RIC 121,10€
e.KORE 150-55	150-55	1155,70	R800IIT/E 209,10	thermostat remote control Art. TIR 35,60€	wireless programmable thermostat Art. RHD 118,30€
e.KORE 175-55	175-55	1321,40	R900IIT/E 222,00	STONE RICA thermostat BLUETOOTH Art. TDS 178,20€	
e.K-COR 120-32	120-32	481,70	R400IIT/E 170,20		
e.K-COR 150-32	150-32	501,20	R500IIT/E 181,30		
e.K-COR 175-55	175-55	559,30	R650IIT/E 193,80		

Prices include the additional manifolds

HEATING ELEMENT POSITION
© Vertical Heating Element



RT KIT: Class II Electric Heating Element, with 1/2" Faston fitting, diathermic liquid filling and plug
RE KIT: Class II Electric Heating Element, with 1,5m cable, diathermic liquid filling and plug (p.228)

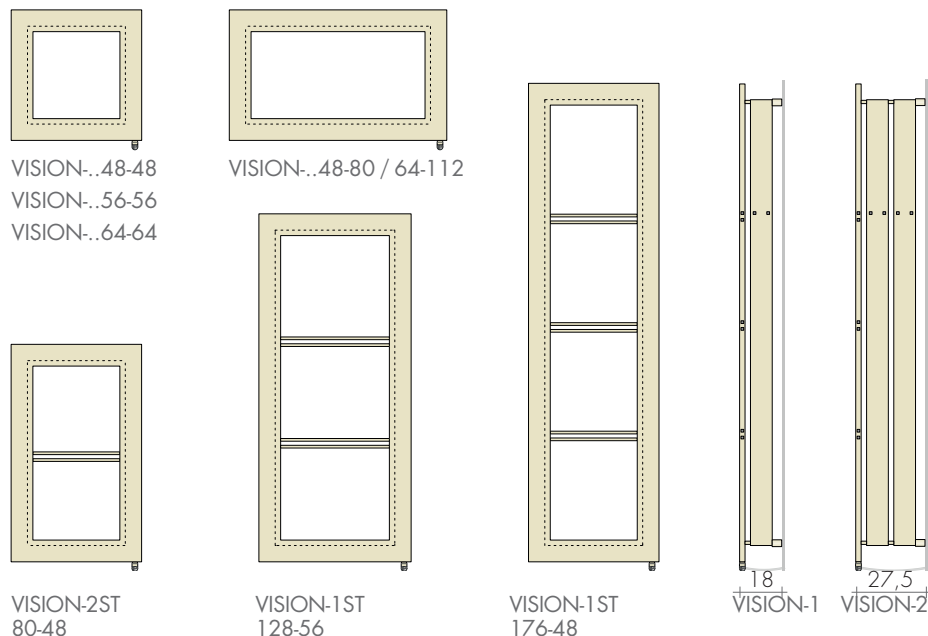
RT KIT with THERMOSTATS ECOdesign compliant ø1/2" fitting with Faston to connect:
- Digital thermostat MUSA Plus (White or chr.-plated)
- Thermostat STONE RICA **Bluetooth** via **App**

RE KIT with WIRELESS DEVICES p. 229
RE Kit: add radio frequency box receiver (wall-mounted or recessed) and the radio programmable thermostat (it can control up to 12 radiators).



design Luigi Brembilla

TECHNICAL DATA and other dimensions p. 90
ELECTRIC KIT DATA p. 228



TOWEL-HEATER white or with extra for color	+	RT KIT + THERMOSTAT	=	ELECTRIC TOWEL-HEATER with chosen finish
		RE KIT + WIRELESS DEVICE		

MODEL	H-L cm	White standard €	KIT KT / KE KIT Heating element Art. €	DIGITAL THERMOSTAT	WIRELESS DEVICES Receiver
VISION-1	48-48	594,60	R250IIT/E 166,90	white Art. TEB 62,30€	wall recessed Art. RIE 106,70€
VISION-1	56-56	619,10	R400IIT/E 170,20	chr.-plated Art. TEC 69,90€	wall-mounted Art. RIC 121,10€
VISION-2	64-64	924,70	R650IIT/E 193,80		
VISION-2	48-80	943,30	R500IIT/E 181,30	thermostat remote control Art. TIR 35,60€	wireless programmable thermostat Art. RHD 118,30€
VISION-1	64-112	783,40	R650IIT/E 193,80		
VISION-2	64-112	1084,80	R900IIT/E 222,00		
VISION-2ST	80-48	1086,70	R650IIT/E 193,80	STONE RICA thermostat BLUETOOTH Art. TDS 178,20€	
VISION-1ST	128-56	975,70	R800IIT/E 209,10		
VISION-2ST	176-48	1525,90	R1200IIT/E 240,30		

HEATING ELEMENT POSITION
© Vertical Heating Element



RT KIT: Class II Electric Heating Element, with 1/2" Faston fitting, diathermic liquid filling and plug
RE KIT: Class II Electric Heating Element, with 1,5m cable, diathermic liquid filling and plug (p.228)

RT KIT with THERMOSTATS ECOdesign compliant ø1/2" fitting with Faston to connect:
- Digital thermostat MUSA Plus (White or chr.-plated)
- Thermostat STONE RICA **Bluetooth** via **App**

RE KIT with WIRELESS DEVICES p. 229
RE Kit: add radio frequency box receiver (wall-mounted or recessed) and the radio programmable thermostat (it can control up to 12 radiators).




design Luigi Brembilla

TECHNICAL DATA and other dimensions p. 88, 92
ELECTRIC KIT DATA p. 228




TRAP 105-65


TRAP 170-75



e.ZOOM 56-56



e.ZOOM 75-75



e.ZOOM 90-90



TOWEL-HEATER white or with extra for color	+	RT KIT + THERMOSTAT	=	ELECTRIC TOWEL-HEATER with chosen finish
		RE KIT + WIRELESS DEVICE		

MODEL	H-L cm	White standard €	KT KIT / KE KIT Heating element Art. €	DIGITAL THERMOSTAT	WIRELESS DEVICES Receiver
TRAP	105-65	851,50	R650IIT/E 193,80	white Art. TEB 62,30€	wall recessed Art. RIE 106,70€
TRAP	170-75	1127,30	R900IIT/E 222,00	chr.-plated Art. TEC 69,90€	wall-mounted Art. RIC 121,10€
e.ZOOM	56-56	952,90	R400IIT/E 170,20	thermostat remote control Art. TIR 35,60€	wireless programmable thermostat Art. RHD 118,30€
e.ZOOM	75-75	1085,20	R650IIT/E 193,80	STONE RICA thermostat BLUETOOTH Art. TDS 178,20€	
e.ZOOM	90-90	1198,60	R800IIT/E 209,10		

Prices e.ZOOM include the additional manifold



HEATING ELEMENT POSITION
© Vertical Heating Element




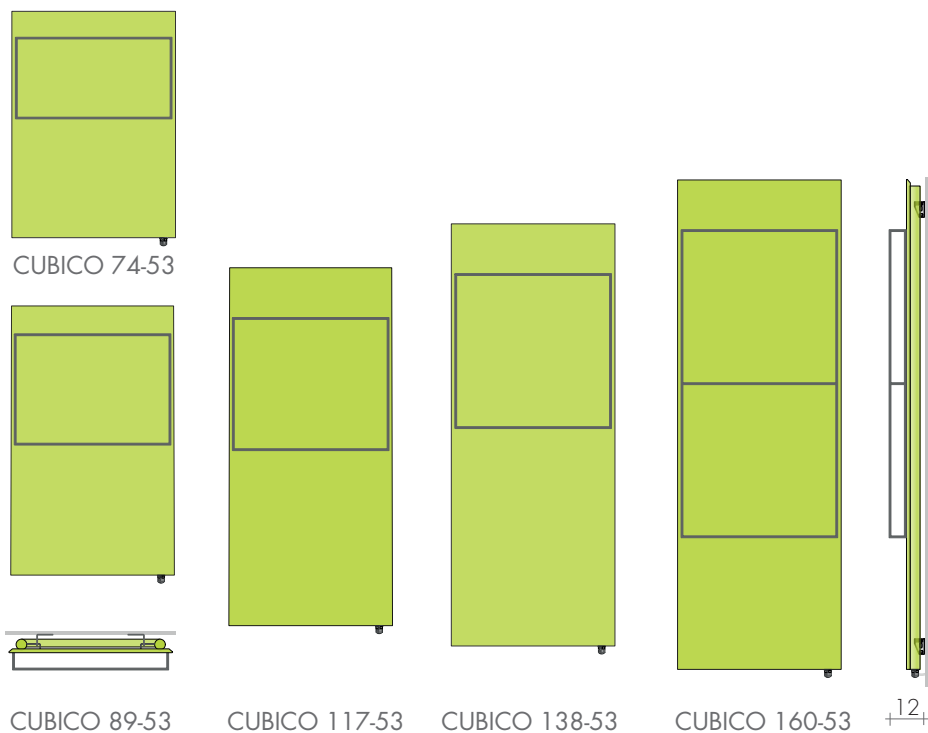
RT KIT: Class II Electric Heating Element, with 1/2" Faston fitting, diathermic liquid filling and plug
RE KIT: Class II Electric Heating Element, with 1,5m cable, diathermic liquid filling and plug (p.228)

RT KIT with THERMOSTATS ECOdesign compliant ø1/2" fitting with Faston to connect:
- Digital thermostat MUSA Plus (White or chr.-plated)
- Thermostat STONE RICA **Bluetooth** via **App**

RE KIT with WIRELESS DEVICES p. 229
RE Kit: add radio frequency box receiver (wall-mounted or recessed) and the radio programmable thermostat (it can control up to 12 radiators).



TECHNICAL DATA and other dimensions p. 140
ELECTRIC KIT DATA p. 228



TOWEL-HEATER white or with extra for color	+	RT KIT + THERMOSTAT	=	ELECTRIC TOWEL-HEATER with chosen finish
		RE KIT + WIRELESS DEVICE		

MODEL	H - L cm	White standard €	RT KIT / RE KIT		DIGITAL THERMOSTAT	WIRELESS DEVICES receiver
			Résistance électrique Art.	€		
CUBICO 74-53	743,10	R400IIT/E	170,20	white Art. TEB 62,30€	wall recessed Art. RIE 106,70€	
CUBICO 89-53	808,20	R500IIT/E	181,30	chr.-plated Art. TEC 69,90€	wall-mounted Art. RIC 121,10€	
CUBICO 117-53	879,40	R650IIT/E	193,80	thermostat remote control Art. TIR 35,60€	wireless programmable thermostat Art. RHD 118,30€	
CUBICO 138-53	953,60	R800IIT/E	209,10	STONE RICA thermostat BLUETOOTH Art. TDS 178,20€		
CUBICO 160-53	981,60	R900IIT/E	222,00			

HEATING ELEMENT POSITION
© Vertical Heating Element



RT KIT: Class II Electric Heating Element, with 1/2" Faston fitting, diathermic liquid filling and plug
RE KIT: Class II Electric Heating Element, with 1,5m cable, diathermic liquid filling and plug (p.228)

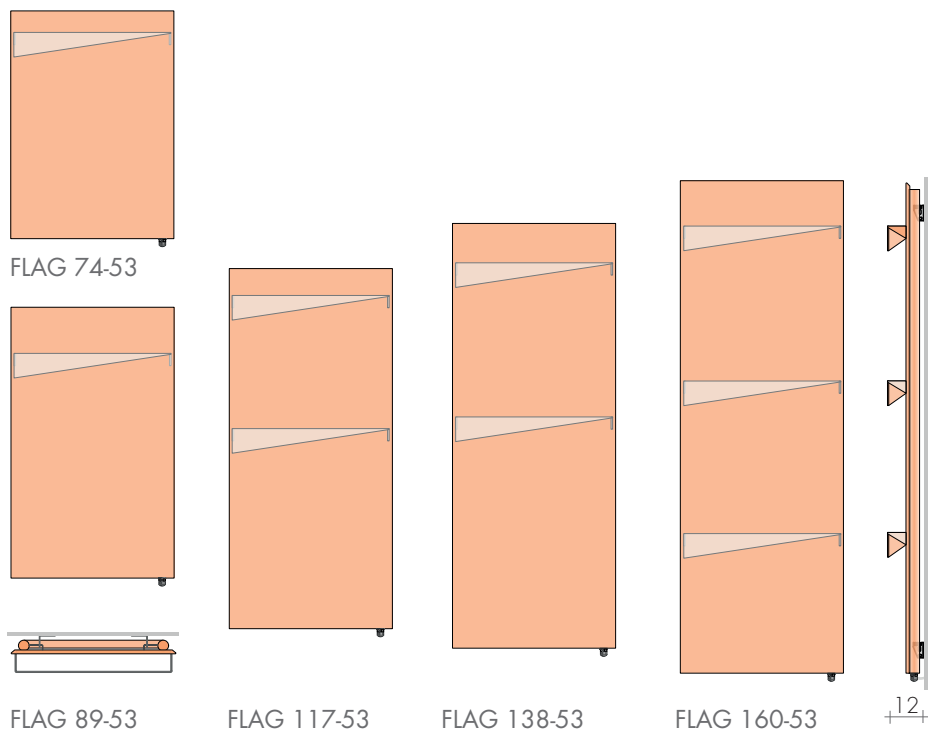
RT KIT with THERMOSTATS ECOdesign compliant ø1/2" fitting with Faston to connect:
- Digital thermostat MUSA Plus (White or chr.-plated)
- Thermostat STONE RICA via **App**

RE KIT with WIRELESS DEVICES p. 229
RE Kit: add radio frequency box receiver (wall-mounted or recessed) and the radio programmable thermostat (it can control up to 12 radiators).



design Luigi Brembilla

TECHNICAL DATA and other dimensions p. 142
ELECTRIC KIT DATA p. 228



TOWEL-HEATER white or with extra for color	+	RT KIT + THERMOSTAT	=	ELECTRIC TOWEL-HEATER with chosen finish
		RE KIT + WIRELESS DEVICE		

MODEL'21	H - l cm	White standard €	RT KIT / RE KIT Résistance électrique Art. €	DIGITAL THERMOSTAT	WIRELESS DEVICES receiver
FLAG	74-53	709,50	R400IIT/E 170,20	white Art. TEB 62,30€	wall recessed Art. RIE 106,70€
FLAG	89-53	774,60	R500IIT/E 181,30	chr.-plated Art. TEC 69,90€	wall-mounted Art. RIC 121,10€
FLAG	117-53	896,20	R650IIT/E 193,80	thermostat remote control Art. TIR 35,60€	wireless programmable thermostat Art. RHD 118,30€
FLAG	138-53	970,40	R800IIT/E 209,10	STONE RICA thermostat BLUETOOTH Art. TDS 178,20€	
FLAG	160-53	1032,50	R900IIT/E 222,00		

HEATING ELEMENT POSITION
© Vertical Heating Element



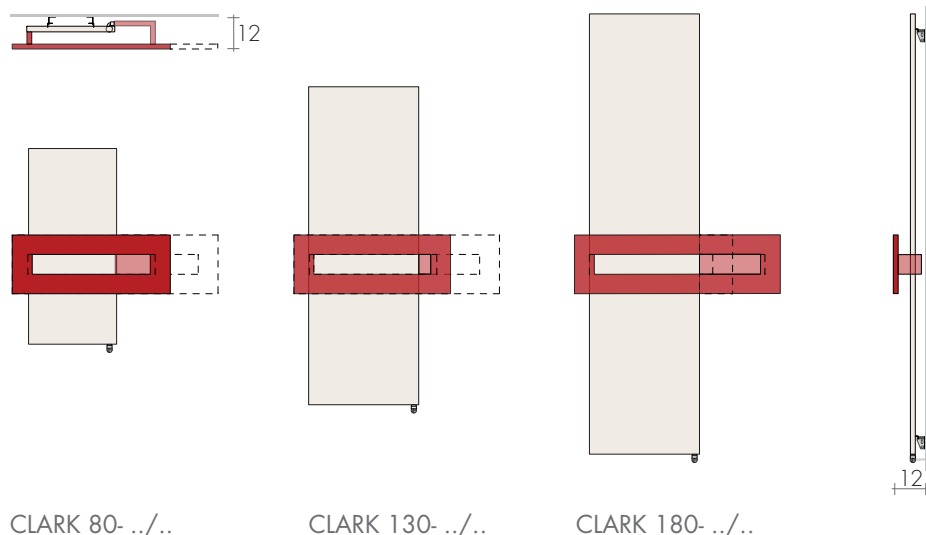
RT KIT: Class II Electric Heating Element, with 1/2" Faston fitting, diathermic liquid filling and plug
RE KIT: Class II Electric Heating Element, with 1,5m cable, diathermic liquid filling and plug (p.228)

RT KIT with THERMOSTATS ECOdesign compliant ø1/2" fitting with Faston to connect:
- Digital thermostat MUSA Plus (White or chr.-plated)
- Thermostat STONE RICA **Bluetooth** via **App**

RE KIT with WIRELESS DEVICES p. 229
RE Kit: add radio frequency box receiver (wall-mounted or recessed) and the radio programmable thermostat (it can control up to 12 radiators).

design Luigi Brebbia

TECHNICAL DATA and other dimensions p. 144
ELECTRIC KIT DATA p. 228



TOWEL-HEATER white or with extra for color	+	RT KIT + THERMOSTAT	=	ELECTRIC TOWEL-HEATER with chosen finish
		RE KIT + WIRELESS DEVICE		

MODEL'21	White standard €	RT KIT / RE KIT Résistance électrique Art. €	DIGITAL THERMOSTAT	WIRELESS DEVICES receiver
CLARK 80-36/64 H - L/L' cm	912,90	R500IIT/E 181,30	white Art. TEB 62,30€	wall recessed Art. RIE 106,70€
CLARK 80-45/84	1021,20	R650IIT/E 193,80	chr.-plated Art. TEC 69,90€	wall-mounted Art. RIC 121,10€
CLARK 130-36/64	1021,10	R650IIT/E 193,80	thermostat remote control Art. TIR 35,60€	wireless programmable thermostat Art. RHD 118,30€
CLARK 130-45/84	1156,20	R800IIT/E 209,10		
CLARK 180-36/64	1185,50	R900IIT/E 222,00	STONE RICA thermostat BLUETOOTH Art. TDS 178,20€	
CLARK 180-45/84	1291,10	R1200IIT/E 240,30		

Extra for towel bar in different color from panel
Art. CMC 61,60€

HEATING ELEMENT POSITION
© Vertical Heating Element



RT KIT: Class II Electric Heating Element, with 1/2" Faston fitting, diathermic liquid filling and plug
RE KIT: Class II Electric Heating Element, with 1,5m cable, diathermic liquid filling and plug (p.228)

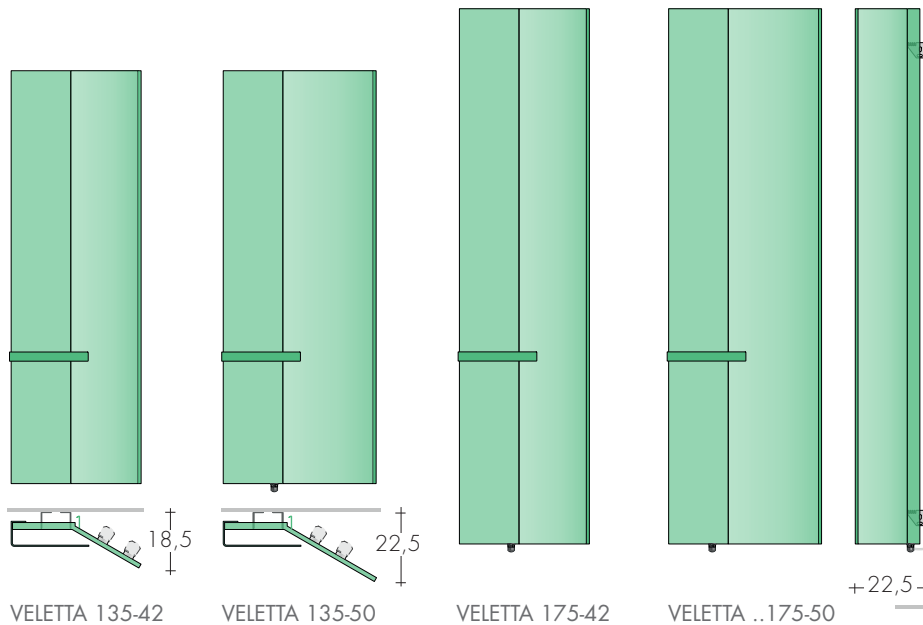
RT KIT with THERMOSTATS ECOdesign compliant ø1/2" fitting with Faston to connect:
- Digital thermostat MUSA Plus (White or chr.-plated)
- Thermostat STONE RICA via **App**

RE KIT with WIRELESS DEVICES p. 229
RE Kit: add radio frequency box receiver (wall-mounted or recessed) and the radio programmable thermostat (it can control up to 12 radiators).



design Davide Diliberto

TECHNICAL DATA and other dimensions p. 154
ELECTRIC KIT DATA p. 228



TOWEL-HEATER white or with extra for color	+	RT KIT + THERMOSTAT	=	ELECTRIC TOWEL-HEATER with chosen finish
		RE KIT + WIRELESS DEVICE		

MODEL	HL cm	White standard €	RT KIT/RE KIT Heating element Art. €	DIGITAL THERMOSTAT	WIRELESS DEVICES Receiver
VELETTA 135-42	135-42	948,90	R650IIT/E 193,80	white Art. TEB 62,30€	wall recessed Art. RIE 106,70€
VELETTA 135-50	135-50	1022,30	R800IIT/E 209,10	chr.-plated Art. TEC 69,90€	wall-mounted Art. RIC 121,10€
VELETTA 175-42	175-42	1004,40	R900IIT/E 222,00	thermostat remote control Art. TIR 35,60€	wireless programmable thermostat Art. RHD 118,30€
VELETTA 175-50	175-50	1082,60	R900IIT/E 222,00		
VELETTA-L 175-50	175-50	1301,60	R1200IIT/E 240,30		

VERSION-SX, on request without extra
Additional VEL towel bar Art. MVEL 44,80€

STONE RICA thermostat
BLUETOOTH
Art. TDS 178,20€

Towel bar VEL: STANDARD COLORS

- white sablé SB 9016
- quartz grey SB 7039
- jet black SB 9005
- same color ordered with the radiator

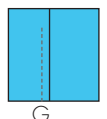
In one paintwork to Brem color list different from the radiator extra 31,40€

MAGNETIC KNOBS NOT INCLUDED page 283
ART. ARO / PO / HK each 84,00€

RT KIT: Class II Electric Heating Element, with 1/2" Faston fitting, diathermic liquid filling and plug
RE KIT: Class II Electric Heating Element, with 1,5m cable, diathermic liquid filling and plug (p.228)

RT KIT with THERMOSTATS ECOdesign compliant ø1/2" fitting with Faston to connect:
- Digital thermostat MUSA Plus (white or chr.-plated)
- Thermostat STONE RICA Bluetooth via App

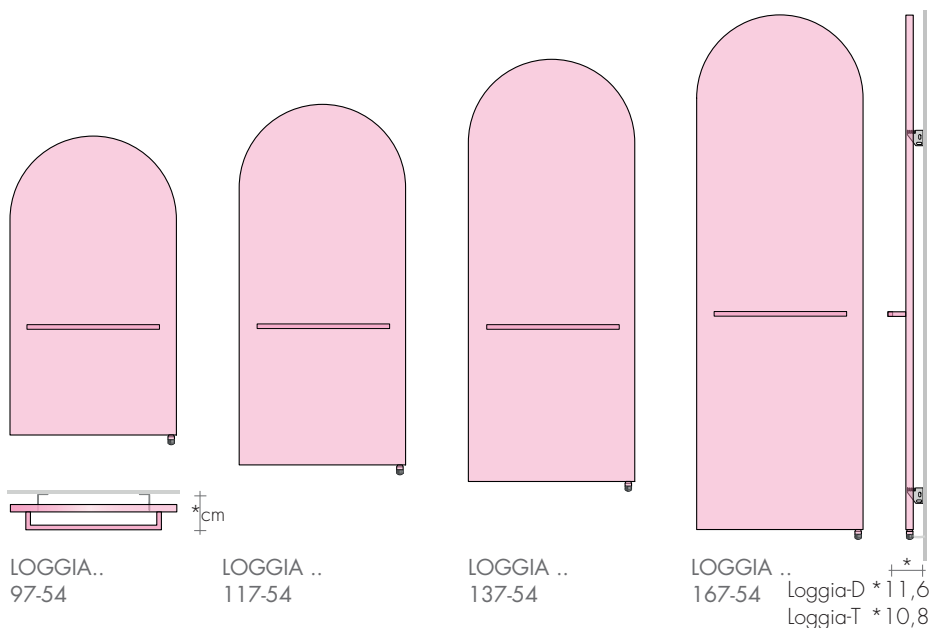
HEATING ELEMENT POSITION
© Vertical Electric Heating Element



RE KIT with WIRELESS DEVICES p. 229
RE Kit: add radio frequency box receiver (wall-mounted or recessed) and the radio programmable thermostat (it can control up to 12 radiators).

design Davide Diliberto


TECHNICAL DATA and other dimensions p. 156
ELECTRIC KIT DATA p. 228



TOWEL-HEATER white or with extra for color	+	RT KIT + RE KIT +	THERMOSTAT WIRELESS DEVICE	=	ELECTRIC TOWEL-HEATER with chosen finish
--	---	----------------------	-------------------------------	---	--

MODEL	HL cm	White standard €	RT KIT / RE KIT Heating element Art. €	DIGITAL THERMOSTAT	WIRELESS DEVICES Receiver
Loggia-D 97-54	97,54	867,30	R500IIT/E 181,30	white Art. TEB 62,30€	wall recessed Art. RIE 106,70€
Loggia-D 117-54	117,54	921,10	R650IIT/E 193,80	chr.-plated Art. TEC 69,90€	wall-mounted Art. RIC 121,10€
Loggia-D 137-54	137,54	984,70	R800IIT/E 209,10	thermostat remote control Art. TIR 35,60€	wireless programmable thermostat Art. RHD 118,30€
Loggia-D 167-54	167,54	1072,70	R900IIT/E 222,00	STONE RICA thermostat Art. TDS 178,20€	
Loggia-DL 167-54	167,54	1247,00	R1200IIT/E 240,30		
Loggia-T 97-54	97,54	884,10	R500IIT/E 181,30		
Loggia-T 117-54	117,54	937,90	R650IIT/E 193,80		
Loggia-T 137-54	137,54	1001,50	R800IIT/E 209,10		
Loggia-T 167-54	167,54	1089,50	R900IIT/E 222,00		
Loggia-TL 167-54	167,54	1263,80	R1200IIT/E 240,30		

HEATING ELEMENT POSITION
© Vertical Electric Heating Element



TOWEL BAR LOGGIA: STANDARD COLORS

- white sablé SB 9016
- quartz grey SB 7039
- jet black SB 9005
- same color ordered with the radiator

In one paintwork to Brem color list different from the radiator extra 31,40€

Additional TOWEL BAR

Design towel bar Art. MLD 50,40€
Timeless towel bar Art. MLT 67,20€

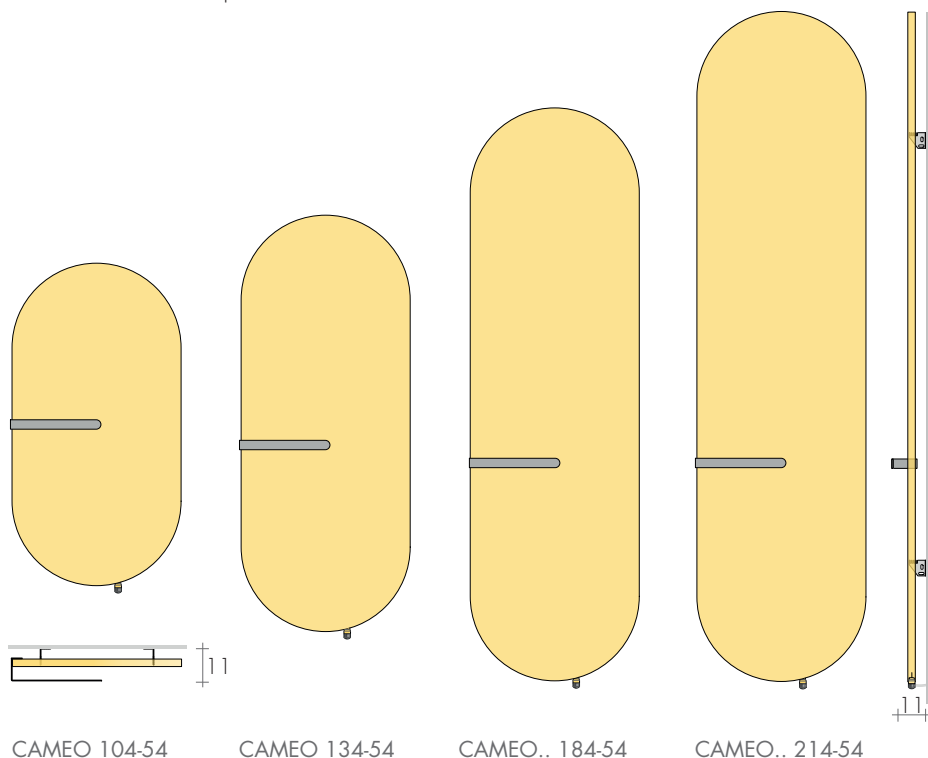
RT KIT: Class II Electric Heating Element, with 1/2" Faston fitting, diathermic liquid filling and plug
RE KIT: Class II Electric Heating Element, with 1,5m cable, diathermic liquid filling and plug (p.228)

RT KIT with THERMOSTATS ECOdesign compliant ø1/2" fitting with Faston to connect:
- Digital thermostat MUSA Plus (white or chr.-plated)
- Thermostat STONE RICA **Bluetooth** via **App**

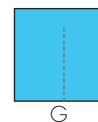
RE KIT with WIRELESS DEVICES p. 229
RE Kit: add radio frequency box receiver (wall-mounted or recessed) and the radio programmable thermostat (it can control up to 12 radiators).

design Davide Diliberto

TECHNICAL DATA and other dimensions p. 158
ELECTRIC KIT DATA p. 228



HEATING ELEMENT POSITION
© Vertical Electric Heating Element



TOWEL-HEATER white or with extra for color	+	RT KIT + RE KIT +	THERMOSTAT WIRELESS DEVICE	=	ELECTRIC TOWEL-HEATER with chosen finish
--	---	----------------------	-------------------------------	---	--

MODEL	H-L cm	White standard €	RT KIT / RE KIT Heating element Art. €	DIGITAL THERMOSTAT	WIRELESS DEVICES Receiver
CAMEO 104-54	104	869,00	R500IIT/E 181,30	white Art. TEB 62,30€	wall recessed Art. RIE 106,70€
CAMEO 134-54	134	969,10	R650IIT/E 193,80	chr.-plated Art. TEC 69,90€	wall-mounted Art. RIC 121,10€
CAMEO 184-54	184	1111,70	R900IIT/E 222,00	thermostat remote control Art. TIR 35,60€	wireless programmable thermostat Art. RHD 118,30€
CAMEO-L 184-54	184	1313,30	R1200IIT/E 240,30	STONE RICA thermostat BLUETOOTH Art. TDS 178,20€	
CAMEO 214-54	214	1195,00	R1200IIT/E 240,30		
CAMEO-L 214-54	214	1559,90	R1500IIT/E 259,10		

TOWEL BAR CAMEO: STANDARD COLORS

- white sable SB 9016
- quartz grey SB 7039
- jet black SB 9005
- same color ordered with the radiator

In one paintwork to Brem color list different from the radiator extra 31,40€

Additional towel bar CAMEO

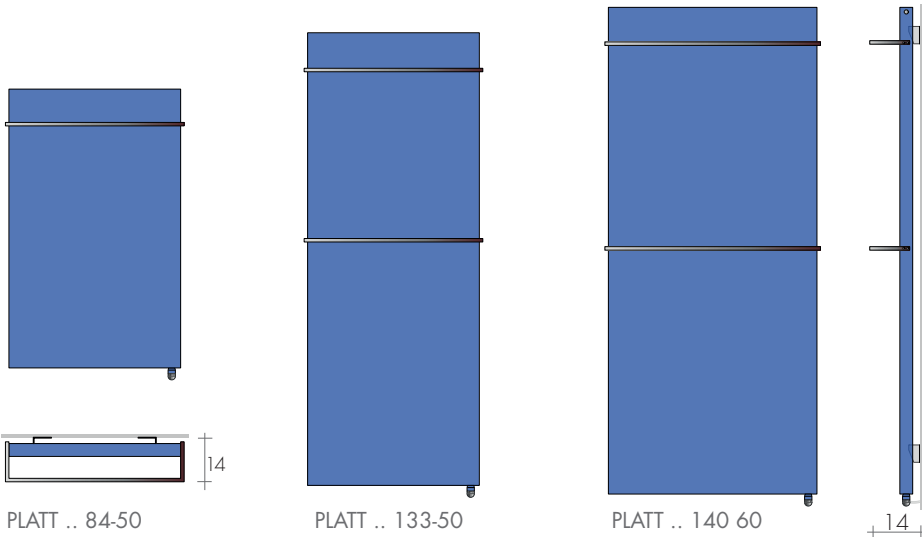
Art. MCA 50,40€

RT KIT: Class II Electric Heating Element, with 1/2" Faston fitting, diathermic liquid filling and plug
RE KIT: Class II Electric Heating Element, with 1,5m cable, diathermic liquid filling and plug (p.228)

RT KIT with THERMOSTATS ECOdesign compliant ø1/2" fitting with Faston to connect:
- Digital thermostat MUSA Plus (white or chr.-plated)
- Thermostat STONE RICA via **App**

RE KIT with WIRELESS DEVICES p. 229
RE Kit: add radio frequency box receiver (wall-mounted or recessed) and the radio programmable thermostat (it can control up to 12 radiators).

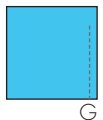
TECHNICAL DATA and other dimensions p. 160/165
ELECTRIC KIT DATA p. 228



TOWEL-HEATER white, colored, inox, gilded/silver leaf	+	RT KIT + RE KIT +	THERMOSTAT WIRELESS DEVICE	=	ELECTRIC TOWEL-HEATER with chosen finish
---	---	----------------------	-------------------------------	---	--

MODEL	H-L cm	White standard €	RT KIT / RE KIT Heating element Art. €	DIGITAL THERMOSTAT	WIRELESS DEVICES Receiver
Platt COLOR 84-50	84,50	742,10	R400IIT/E 170,20	white Art. TEB 62,30€	wall recessed Art. RIE 106,70€
Platt COLOR 133-50	1003,60	1003,60	R650IIT/E 193,80	chr.-plated Art. TEC 69,90€	wall-mounted Art. RIC 121,10€
Platt COLOR 140-60	1136,30	1136,30	R800IIT/E 209,10	thermostat remote control Art. TIR 35,60€	wireless programmable thermostat Art. RHD 118,30€
PLATT INOX SATIN					
Platt INOX 84-50	1084,70	1084,70	R400IIT/E 170,20		
Platt INOX 133-50	1422,50	1422,50	R650IIT/E 193,80		
Platt INOX 140-60	1508,40	1508,40	R800IIT/E 209,10		
Polished stainless steel finish, +20%					
FO GILDED LEAF/ FA SILVER LEAF					
Platt FO/FA 84-50	1402,60	1402,60	R400IIT/E 170,20	STONE RICA thermostat BLUETOOTH Art. TDS 178,20€	
Platt FO/FA 133-50	1852,80	1852,80	R650IIT/E 193,80		
Platt FO/FA 140-60	2102,30	2102,30	R800IIT/E 209,10		

HEATING ELEMENT POSITION
© Vertical Electric Heating Element



- with gilded leaf, towel bar in BR0019 color
- with silver leaf, towel bar in BR0002 color
- Towel bar with FO/FA, extra (each) 131,20€

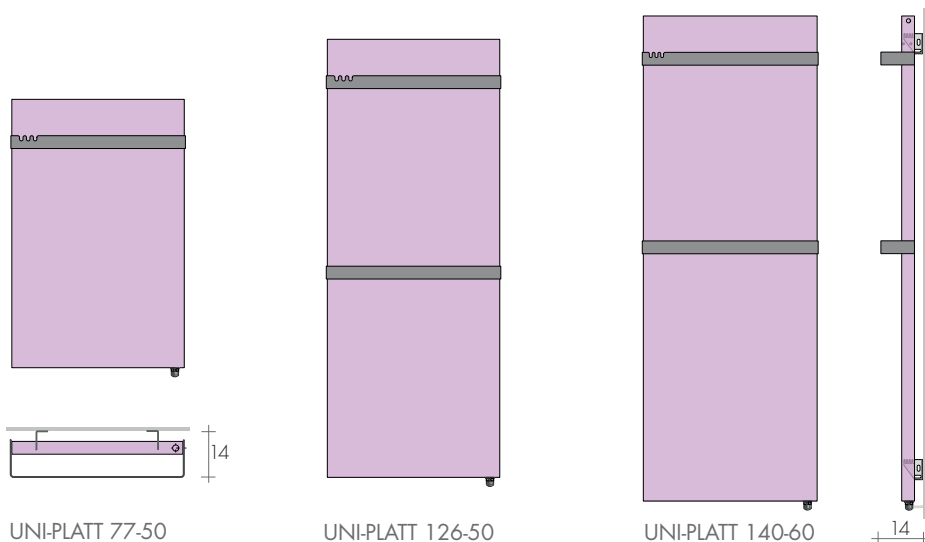
RT KIT: Class II Electric Heating Element, with 1/2" Faston fitting, diathermic liquid filling and plug
RE KIT: Class II Electric Heating Element, with 1,5m cable, diathermic liquid filling and plug (p.228)

RT KIT with THERMOSTATS ECOdesign compliant ø1/2" fitting with Faston to connect:
- Digital thermostat MUSA Plus (white or chr.-plated)
- Thermostat STONE RICA via **App**

RE KIT with WIRELESS DEVICES p. 229
RE Kit: add radio frequency box receiver (wall-mounted or recessed) and the radio programmable thermostat (it can control up to 12 radiators).



TECHNICAL DATA and other dimensions p. 166
ELECTRIC KIT DATA p. 228



TOWEL-HEATER white or with extra for color	+	RT KIT + RE KIT	THERMOSTAT WIRELESS DEVICE	=	ELECTRIC TOWEL-HEATER with chosen finish
--	---	--------------------	-------------------------------	---	--

MODEL	HL cm	White standard €	RT KIT / RE KIT Heating element Art. €	DIGITAL THERMOSTAT	WIRELESS DEVICES Receiver
UNI-PLATT 77-50	617,10	617,10	R400IIT/E 170,20	white Art. TEB 62,30€ 	wall recessed Art. RIE 106,70€
UNI-PLATT 126-50	845,80	845,80	R650IIT/E 193,80	chr.-plated Art. TEC 69,90€ 	wall-mounted Art. RIC 121,10€
UNI-PLATT 140-60	974,60	974,60	R800IIT/E 209,10	thermostat remote control Art. TIR 35,60€ 	wireless programmable thermostat Art. RHD 118,30€

Standard towel bar UNI: - standard white SB9016
- grey sablé SB 7039 - sablé black SB9005
- same color ordered with the radiator
TOWEL BAR in one colour from Brem colour list,
different from the towel heaters extra (each) 31,40€

STONE RICA thermostat
BLUETOOTH
Art. TDS 178,20€

HEATING ELEMENT POSITION
© Vertical Electric Heating Element



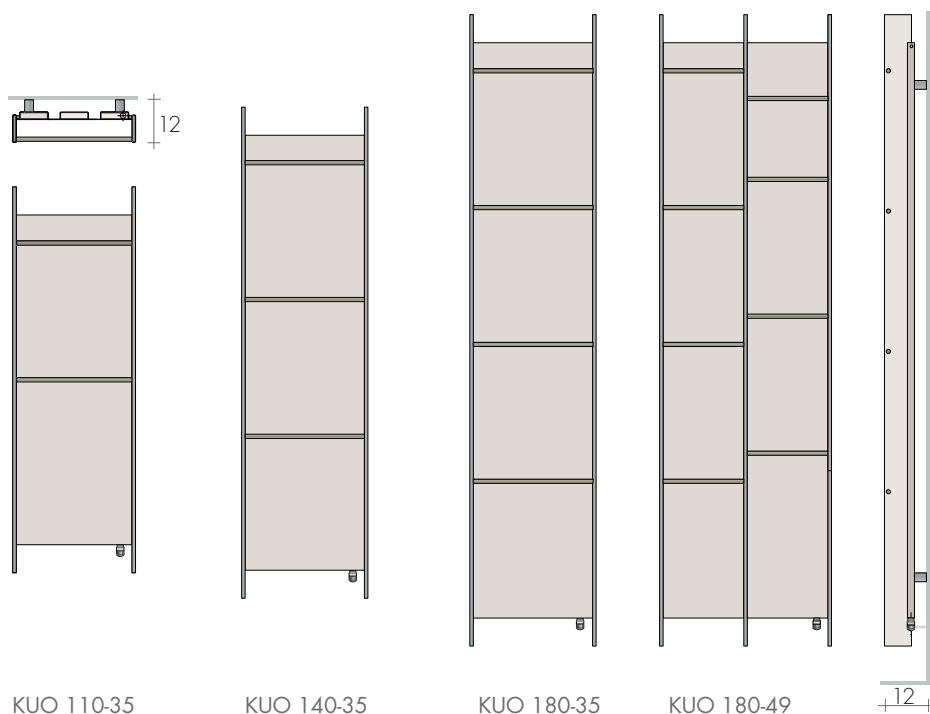
Chrome-plated towel bar
extra (each) 68,20€

RT KIT: Class II Electric Heating Element, with 1/2" Faston fitting, diathermic liquid filling and plug
RE KIT: Class II Electric Heating Element, with 1,5m cable, diathermic liquid filling and plug (p.228)

RT KIT with THERMOSTATS ECOdesign compliant ø1/2" fitting with Faston to connect:
- Digital thermostat MUSA Plus (white or chr.-plated)
- Thermostat STONE RICA **Bluetooth** via **App**

RE KIT with WIRELESS DEVICES p. 229
RE Kit: add radio frequency box receiver (wall-mounted or recessed) and the radio programmable thermostat (it can control up to 12 radiators).

TECHNICAL DATA and other dimensions p. 40
ELECTRIC KIT DATA p. 228

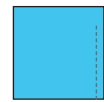


TOWEL-HEATER white or with extra for color	+	RT KIT + RE KIT +	THERMOSTAT WIRELESS DEVICE	=	ELECTRIC TOWEL-HEATER with chosen finish
--	---	----------------------	-------------------------------	---	--

MODEL	H-L cm	White standard €	RT KIT / RE KIT Heating element Art. €	DIGITAL THERMOSTAT	WIRELESS DEVICES Receiver
KUO 110-35	110-35	550,50	R500IIT/E 181,30	white Art. TEB 62,30€ 	wall recessed Art. RIE 106,70€
KUO 140-35	140-35	642,00	R650IIT/E 193,80	chr.-plated Art. TEC 69,90€ 	wall-mounted Art. RIC 121,10€
KUO 180-35	180-35	839,20	R800IIT/E 209,10	thermostat remote control Art. TIR 35,60€ 	wireless programmable thermostat Art. RHD 118,30€
KUO 180-49	1020,10	1020,10	R1200IIT/E 240,30	STONE RICA thermostat BLUETOOTH Art. TDS 178,20€ 	



HEATING ELEMENT POSITION
© Vertical Electric Heating Element



G

RT KIT: Class II Electric Heating Element, with 1/2" Faston fitting, diathermic liquid filling and plug
RE KIT: Class II Electric Heating Element, with 1,5m cable, diathermic liquid filling and plug (p.228)

RT KIT with THERMOSTATS ECOdesign compliant ø1/2" fitting with Faston to connect:
- Digital thermostat MUSA Plus (white or chr.-plated)
- Thermostat STONE RICA **Bluetooth** via **App**

RE KIT with WIRELESS DEVICES p. 229
RE Kit: add radio frequency box receiver (wall-mounted or recessed) and the radio programmable thermostat (it can control up to 12 radiators).



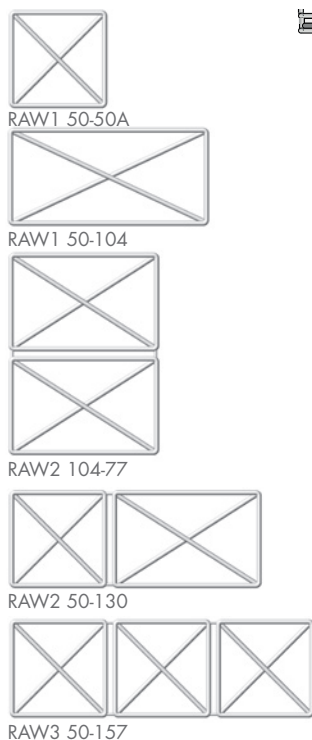
design Davide Diliberto

TECHNICAL DATA and other dimensions p. 170 and 194

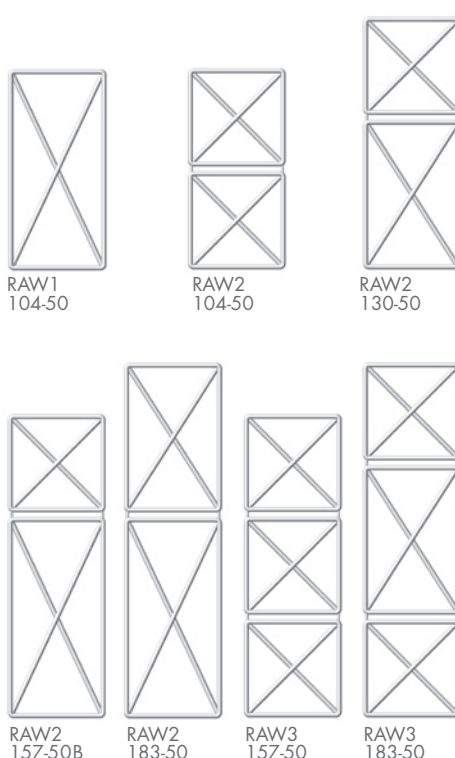
ELECTRIC KIT DATA p. 228

Below, the main dimensions for bathrooms.

HORIZONTAL MODELS



VERTICAL MODELS



TOWEL-HEATER white or with extra for color	+	RT KIT	+	THERMOSTAT	=	ELECTRIC TOWEL-HEATER with chosen finish
		RE KIT	+	WIRELESS DEVICE		

MODEL	HL cm	White standard €	RT KIT / RE KIT Heating element Art. €	DIGITAL THERMOSTAT	WIRELESS DEVICES Receiver
HORIZONTAL					
RAW1	50-50A	524,20	R250IIT/E 166,90	white Art. TEB 62,30€	wall recessed Art. RIE 106,70€
RAW1	50-104A	675,60	R400IIT/E 170,20		
RAW2	50-130	926,00	R650IIT/E 193,80	chr.-plated Art. TEC 69,90€	wall-mounted Art. RIC 121,10€
RAW2	104-77	978,40	R800IIT/E 209,10		
RAW3*	50-157	1223,00	R900IIT/E 222,00		
VERTICAL					
RAW1	104-50	675,60	R400IIT/E 170,20	thermostat remote control Art. TIR 35,60€	wireless programmable thermostat Art. RHD 118,30€
RAW2	104-50	873,60	R650IIT/E 179,50		
RAW2	130-50	926,00	R650IIT/E 179,50		
RAW2	157-50B	978,40	R800IIT/E 209,10		
RAW2	183-50	1007,60	R800IIT/E 209,10	STONE RICA thermostat BLUETOOTH Art. TDS 178,20€	
RAW3	157-50	1223,00	R900IIT/E 222,00		
RAW3	183-50	1246,30	R900IIT/E 222,00		

* Horizontal Heating El.



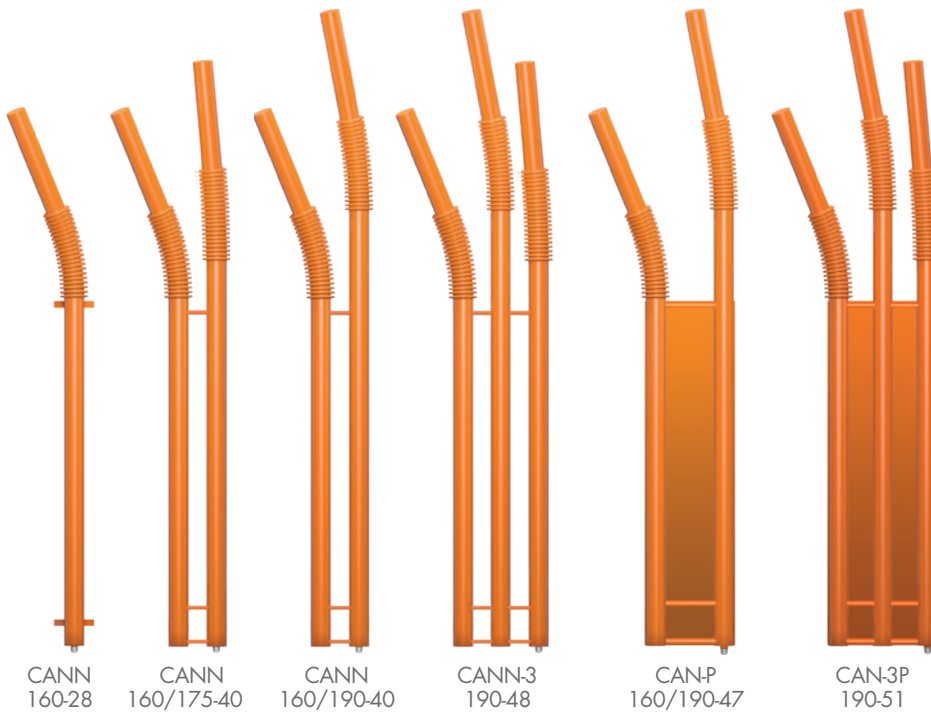
RT KIT: Class II Electric Heating Element, with 1/2" Faston fitting, diathermic liquid filling and plug
RE KIT: Class II Electric Heating Element, with 1,5m cable, diathermic liquid filling and plug (p.228)

RT KIT with THERMOSTATS ECOdesign compliant ø1/2" fitting with Faston to connect:
- Digital thermostat MUSA Plus (white or chr.-plated)
- Thermostat STONE RICA **Bluetooth** via **App**

RE KIT with WIRELESS DEVICES p. 229
RE Kit: add radio frequency box receiver (wall-mounted or recessed) and the radio programmable thermostat (it can control up to 12 radiators).

design Bettazzi+Percoco Architects

TECHNICAL DATA and other dimensions p. 196
ELECTRIC KIT DATA p. 228



HEATING ELEMENT POSITION
© Vertical Electric Heating Element

TOWEL-HEATER white or with extra for color	+	RT KIT + RE KIT +	THERMOSTAT WIRELESS DEVICE	=	ELECTRIC TOWEL-HEATER with chosen finish
--	---	----------------------	-------------------------------	---	--

MODEL (STRAW)	HL cm	White standard €	RT KIT /RE KIT Heating element Art. €	DIGITAL THERMOSTAT	WIRELESS DEVICES Receiver
CANN	160-28	499,10	R250IIT/E 166,90	white Art. TEB 62,30€	wall recessed Art. RIE 106,70€
CANN	160/175-40	806,30	R400IIT/E 170,20	chr.-plated Art. TEC 69,90€	wall-mounted Art. RIC 121,10€
CANN	160/190-40	824,20	R400IIT/E 170,20	thermostat remote control Art. TIR 35,60€	wireless programmable thermostat Art. RHD 118,30€
CANN-3	190-48	1071,40	R650IIT/E 193,80		
CAN-P	160/190-47	1053,80	R650IIT/E 193,80		
CAN-3P	190-51	1301,00	R800IIT/E 209,10		
				STONE RICA thermostat BLUETOOTH Art. TDS 178,20€	



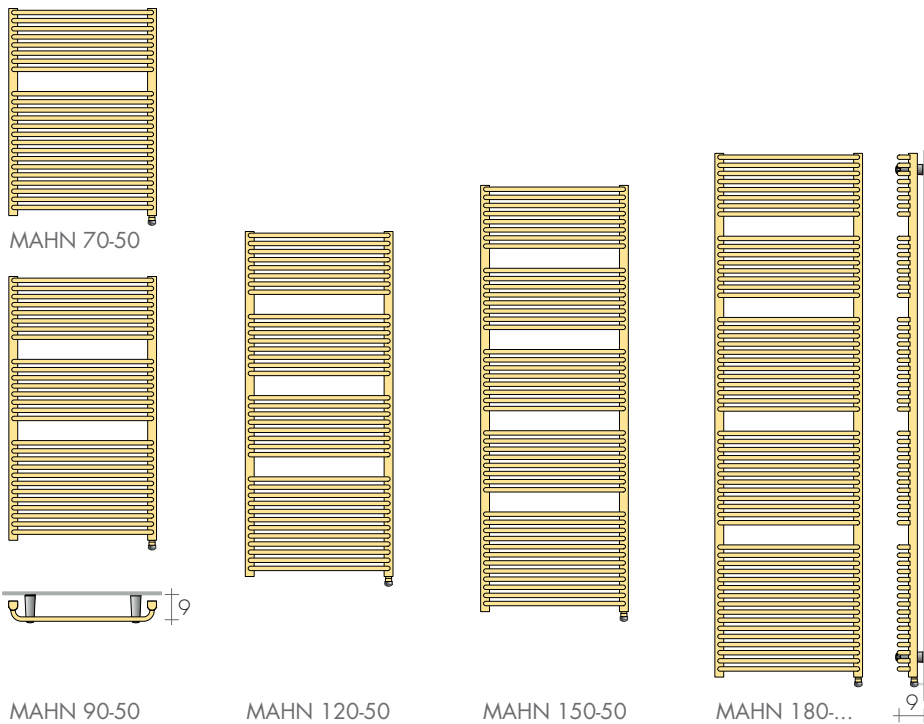
TOWEL BAR with wall fixings
(white or in the radiator colour)
Art. MCA 30 69,60€ 30/15 cm (L/p)
Art. MCA 36 75,60€, 36/18 cm (L/p)

RT KIT: Class II Electric Heating Element, with 1/2" Faston fitting, diathermic liquid filling and plug
RE KIT: Class II Electric Heating Element, with 1,5m cable, diathermic liquid filling and plug (p.228)

RT KIT with THERMOSTATS ECOdesign compliant ø1/2" fitting with Faston to connect:
- Digital thermostat MUSA Plus (white or chr.-plated)
- Thermostat STONE RICA **Bluetooth** via **App**

RE KIT with WIRELESS DEVICES p. 229
RE Kit: add radio frequency box receiver (wall-mounted or recessed) and the radio programmable thermostat (it can control up to 12 radiators).

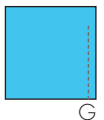
TECHNICAL DATA and other dimensions p. 204
ELECTRIC KIT DATA p. 228



TOWEL-HEATER white or colored or chrome-plated finish	+	RT KIT	+	THERMOSTAT	=	ELECTRIC TOWEL-HEATER with chosen finish
		RE KIT	+	WIRELESS DEVICE		

MODEL	H-L cm	White standard €	RT KIT / RE KIT Heating element Art. €	DIGITAL THERMOSTAT	WIRELESS DEVICES Receiver
MAHN	70-50	483,60	R400IIT/E 170,20	white Art. TEB 62,30€	wall recessed Art. RIE 106,70€
MAHN	90-50	615,00	R500IIT/E 181,30	chr.-plated Art. TEC 69,90€	wall-mounted Art. RIC 121,10€
MAHN	120-50	731,70	R650IIT/E 193,80		
MAHN	150-50	867,30	R800IIT/E 209,10	thermostat remote control Art. TIR 35,60€	wireless programmable thermostat Art. RHD 118,30€
Slim-MAHN	180-28	940,20	R650IIT/E 193,80		
MAHN	180-60	1078,40	R1200IIT/E 240,30		
CHROME-PLATED FINISH					
M-CROM	90-50	1243,50	R400IIT/E 170,20	STONE RICA thermostat BLUETOOTH Art. TDS 178,20€	
M-CROM	120-50	1478,40	R500IIT/E 181,30		
M-CROM	150-50	1752,00	R650IIT/E 193,80		
M-CROM	180-28	1895,00	R500IIT/E 181,30		
M-CROM	180-50	2072,40	R800IIT/E 209,10		

HEATING ELEMENT POSITION
© Vertical Electric Heating Element




RT KIT: Class II Electric Heating Element, with 1/2" Faston fitting, diathermic liquid filling and plug
RE KIT: Class II Electric Heating Element, with 1,5m cable, diathermic liquid filling and plug (p.228)

RT KIT with THERMOSTATS ECOdesign compliant ø1/2" fitting with Faston to connect:
- Digital thermostat MUSA Plus (white or chr.-plated)
- Thermostat STONE RICA Bluetooth via App

RE KIT with WIRELESS DEVICES p. 229
RE Kit: add radio frequency box receiver (wall-mounted or recessed) and the radio programmable thermostat (it can control up to 12 radiators).



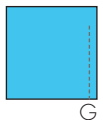
TECHNICAL DATA and other dimensions p. 206
ELECTRIC KIT DATA p. 228



TOWEL-HEATER white or with extra for color	+	RT KIT + RE KIT +	THERMOSTAT WIRELESS DEVICE	=	ELECTRIC TOWEL-HEATER with chosen finish
--	---	----------------------	-------------------------------	---	--

MODEL	HL cm	White standard €	RT KIT / RE KIT Heating element Art. €	DIGITAL THERMOSTAT	WIRELESS DEVICES Receiver
PLUS 12 90-40	90-40	326,40	R400IIT/E 170,20	white Art. TEB 62,30€	wall recessed Art. RIE 106,70€
PLUS 12 90-50	90-50	332,50	R500IIT/E 181,30	chr.-plated Art. TEC 69,90€	wall-mounted Art. RIC 121,10€
PLUS 12 120-50	120-50	477,80	R650IIT/E 193,80	thermostat remote control Art. TIR 35,60€	wireless programmable thermostat Art. RHD 118,30€
PLUS 12 150-50	150-50	548,70	R800IIT/E 209,10	STONE RICA thermostat BLUETOOTH Art. TDS 178,20€	

HEATING ELEMENT POSITION
© Vertical Electric Heating Element




RT KIT: Class II Electric Heating Element, with 1/2" Faston fitting, diathermic liquid filling and plug
RE KIT: Class II Electric Heating Element, with 1,5m cable, diathermic liquid filling and plug (p.228)

RT KIT with THERMOSTATS ECOdesign compliant ø1/2" fitting with Faston to connect:
- Digital thermostat MUSA Plus (white or chr.-plated)
- Thermostat STONE RICA via **App**

RE KIT with WIRELESS DEVICES p. 229
RE Kit: add radio frequency box receiver (wall-mounted or recessed) and the radio programmable thermostat (it can control up to 12 radiators).



TECHNICAL DATA and other dimensions p. 210
ELECTRIC KIT DATA p. 228



START 75-55 START 90-55 START 120-55 START 150-55 START 180-55
ST-CROM 90-45 ST-CROM 120-55 ST-CROM 150-55 ST-CROM 180-55



TOWEL-HEATER white or colored or chrome-plated finish	+	RT KIT	+	THERMOSTAT	=	ELECTRIC TOWEL-HEATER with chosen finish
		RE KIT	+	WIRELESS DEVICE		

MODEL	H-L cm	White standard €	RT KIT / RE KIT Heating element Art. €	DIGITAL THERMOSTAT	WIRELESS DEVICES Receiver
START	75-55	346,60	R400IIT/E 170,20	white Art. TEB 62,30€	wall recessed Art. RIE 106,70€
START	90-55	441,80	R500IIT/E 181,30	chr.-plated Art. TEC 69,90€	wall-mounted Art. RIC 121,10€
START	120-55	525,10	R650IIT/E 193,80		
START	150-55	660,10	R800IIT/E 209,10	thermostat remote control Art. TIR 35,60€	wireless programmable thermostat Art. RHD 118,30€
START	180-55	752,90	R900IIT/E 222,00		
CHROME-PLATED FINISH					
ST-CROM	90-45	943,90	R250IIT/E 166,90	STONE RICA thermostat BLUETOOTH Art. TDS 178,20€	
ST-CROM	120-45	1127,70	R400IIT/E 170,20		
ST-CROM	120-55	1168,40	R500IIT/E 181,30		
ST-CROM	150-55	1470,90	R650IIT/E 193,80		
ST-CROM	180-55	1677,30	R800IIT/E 209,10		

HEATING ELEMENT POSITION
© Vertical Electric Heating Element



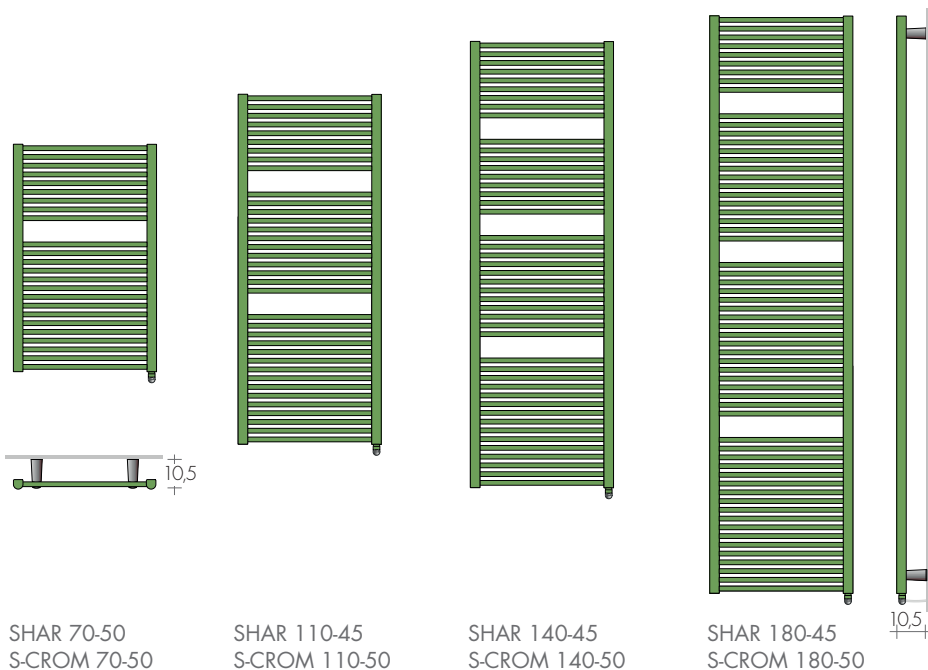
Towel heaters height = H - 4 cm

RT KIT: Class II Electric Heating Element, with 1/2" Faston fitting, diathermic liquid filling and plug
RE KIT: Class II Electric Heating Element, with 1,5m cable, diathermic liquid filling and plug (p.228)

RT KIT with THERMOSTATS ECOdesign compliant ø1/2" fitting with Faston to connect:
- Digital thermostat MUSA Plus (white or chr.-plated)
- Thermostat STONE RICA via **App**

RE KIT with WIRELESS DEVICES p. 229
RE Kit: add radio frequency box receiver (wall-mounted or recessed) and the radio programmable thermostat (it can control up to 12 radiators).

TECHNICAL DATA and other dimensions p. 212
ELECTRIC KIT DATA p. 228



SHAR 70-50
S-CROM 70-50

SHAR 110-45
S-CROM 110-50

SHAR 140-45
S-CROM 140-50

SHAR 180-45
S-CROM 180-50

TOWEL-HEATER white or colored or chrome-plated finish	+	RT KIT	+	THERMOSTAT	=	ELECTRIC TOWEL-HEATER with chosen finish
		RE KIT	+	WIRELESS DEVICE		

MODEL	HL cm	White standard €	RT KIT / RE KIT Heating element Art. €	DIGITAL THERMOSTAT	WIRELESS DEVICES Receiver
SHAR 70-50	70,50	340,30	R400IIT/E 170,20	white Art. TEB 62,30€	wall recessed Art. RIE 106,70€
SHAR 110-45	110,45	430,40	R500IIT/E 181,30	chr.-plated Art. TEC 69,90€	wall-mounted Art. RIC 121,10€
SHAR 140-45	140,45	541,20	R650IIT/E 193,80	thermostat remote control Art. TIR 35,60€	wireless programmable thermostat Art. RHD 118,30€
CHROME-PLATED FINISH					
S-CROM 70-50	70,50	779,50	R250IIT/E 166,90	STONE RICA thermostat BLUETOOTH Art. TDS 178,20€	
S-CROM 110-50	110,50	1011,00	R400IIT/E 170,20		
S-CROM 140-50	140,50	1274,30	R500IIT/E 181,30		
S-CROM 180-50	180,50	1556,10	R800IIT/E 209,10		



HEATING ELEMENT POSITION
© Vertical Heating Element



G

RT KIT: Class II Electric Heating Element, with 1/2" Faston fitting, diathermic liquid filling and plug
RE KIT: Class II Electric Heating Element, with 1,5m cable, diathermic liquid filling and plug (p.228)

RT KIT with THERMOSTATS ECOdesign compliant ø1/2" fitting with Faston to connect:
- Digital thermostat MUSA Plus (white or chr.-plated)
- Thermostat STONE RICA Bluetooth via App

RE KIT with WIRELESS DEVICES p. 229
RE Kit: add radio frequency box receiver (wall-mounted or recessed) and the radio programmable thermostat (it can control up to 12 radiators).



TECHNICAL DATA and other dimensions p. 214
ELECTRIC KIT DATA p. 228



TOWEL-HEATER white or with extra for color	+	RT KIT + RE KIT +	THERMOSTAT WIRELESS DEVICE	=	ELECTRIC TOWEL-HEATER with chosen finish
--	---	----------------------	-------------------------------	---	--

MODEL	HxL cm	White Ral 9016 €	RT KIT / RE KIT Heating element Art. €	DIGITAL THERMOSTAT	WIRELESS DEVICES Receiver
PLUS 20	80-50	250,40	R400IIT/E 170,20	white Art. TEB 62,30€	wall recessed Art. RIE 106,70€
PLUS 20	125-40	314,50	R500IIT/E 181,30	chr.-plated Art. TEC 69,90€	wall-mounted Art. RIC 121,10€
PLUS 20	125-50	326,10	R650IIT/E 193,80	thermostat remote control Art. TIR 35,60€	wireless programmable thermostat Art. RHD 118,30€
PLUS 20	160-50	396,00	R800IIT/E 209,10	STONE RICA thermostat BLUETOOTH Art. TDS 178,20€	
PLUS 20	180-40	446,10	R800IIT/E 209,10		
PLUS 20	180-50	465,90	R900IIT/E 222,00		
PLUS 20	180-60	485,70	R1200IIT/E 240,30		

HEATING ELEMENT POSITION
© Vertical Heating Element



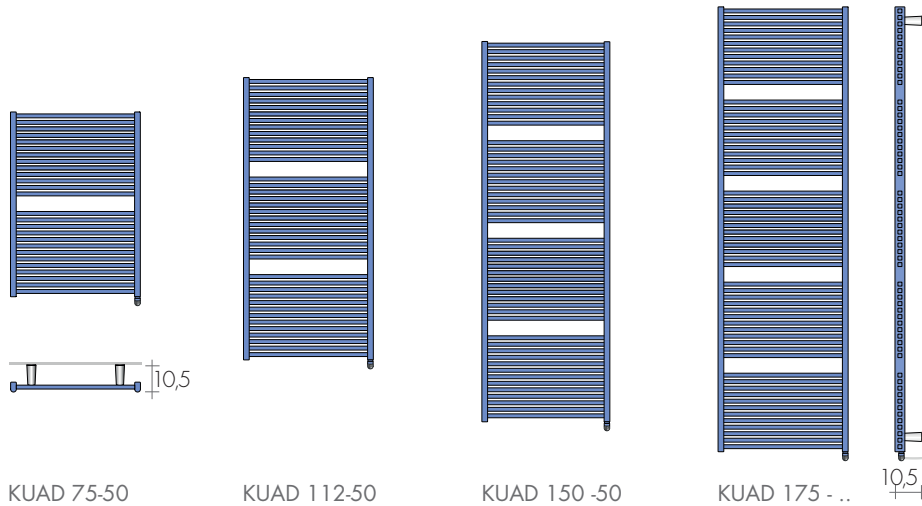
RT KIT: Class II Electric Heating Element, with 1/2" Faston fitting, diathermic liquid filling and plug
RE KIT: Class II Electric Heating Element, with 1,5m cable, diathermic liquid filling and plug (p.228)

RT KIT with THERMOSTATS ECOdesign compliant ø1/2" fitting with Faston to connect:
- Digital thermostat MUSA Plus (white or chr.-plated)
- Thermostat STONE RICA **Bluetooth** via **App**

RE KIT with WIRELESS DEVICES p. 229
RE Kit: add radio frequency box receiver (wall-mounted or recessed) and the radio programmable thermostat (it can control up to 12 radiators).

TECHNICAL DATA and other dimensions p. 218
ELECTRIC KIT DATA p. 228

e.KUAD has squared manifolds at front as standard.
State if the manifolds front side are curved




TOWEL-HEATER white or with extra for color	+	RT KIT + RE KIT +	THERMOSTAT WIRELESS DEVICE	=	ELECTRIC TOWEL-HEATER with chosen finish
--	---	----------------------	-------------------------------	---	--

MODEL	H-L cm	White standard €	RT KIT / RE KIT Heating element Art. €	DIGITAL THERMOSTAT	WIRELESS DEVICES Receiver
KUAD 75-50	348,10	R400IIT/E 170,20	white Art. TEB 62,30€		wall recessed Art. RIE 106,70€
KUAD 112-50	519,30	R500IIT/E 181,30	chr.-plated Art. TEC 69,90€		wall-mounted Art. RIC 121,10€
KUAD 150-50	646,70	R650IIT/E 193,80	thermostat remote control Art. TIR 35,60€		wireless programmable thermostat Art. RHD 118,30€
KUAD 175-35	703,00	R650IIT/E 193,80	STONE RICA thermostat BLUETOOTH Art. TDS 178,20€		
KUAD 175-55	753,10	R900IIT/E 222,00			

Towel heaters height = H - 4 cm

HEATING ELEMENT POSITION
© Vertical Heating Element




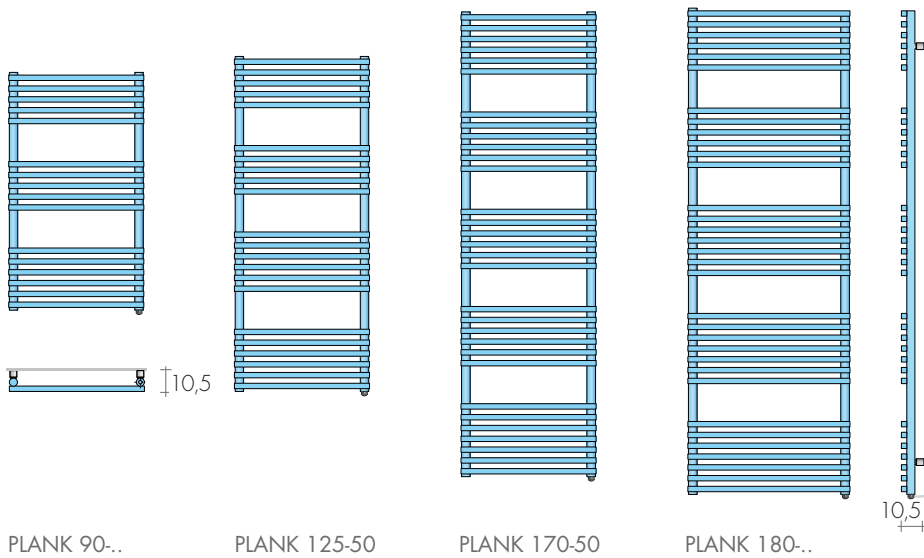
RT KIT: Class II Electric Heating Element, with 1/2" Faston fitting, diathermic liquid filling and plug
RE KIT: Class II Electric Heating Element, with 1,5m cable, diathermic liquid filling and plug (p.228)

RT KIT with THERMOSTATS ECOdesign compliant ø1/2" fitting with Faston to connect:
- Digital thermostat MUSA Plus (white or chr.-plated)
- Thermostat STONE RICA **Bluetooth** via **App**

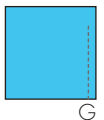
RE KIT with WIRELESS DEVICES p. 229
RE Kit: add radio frequency box receiver (wall-mounted or recessed) and the radio programmable thermostat (it can control up to 12 radiators).



TECHNICAL DATA and other dimensions p. 220
ELECTRIC KIT DATA p. 228



HEATING ELEMENT POSITION
© Vertical Heating Element



G

TOWEL-HEATER white or with extra for color	+	RT KIT RE KIT	+	THERMOSTAT WIRELESS DEVICE	=	ELECTRIC TOWEL-HEATER with chosen finish
--	---	------------------	---	-------------------------------	---	--

MODEL	H-L cm	White Ral 9016 €	RT KIT / RE KIT Heating element Art. €	DIGITAL THERMOSTAT	WIRELESS DEVICES Receiver
PLANK	90-40	302,80	R400IIT/E 170,20	white Art. TEB 62,30€	wall recessed Art. RIE 106,70€
PLANK	90-50	314,50	R400IIT/E 170,20	chr.-plated Art. TEC 69,90€	wall-mounted Art. RIC 121,10€
PLANK	125-50	419,30	R650IIT/E 193,80	thermostat remote control Art. TIR 35,60€	wireless programmable thermostat Art. RHD 118,30€
PLANK	170-50	576,60	R900IIT/E 222,00	STONE RICA thermostat BLUETOOTH Art. TDS 178,20€	

RT KIT: Class II Electric Heating Element, with 1/2" Faston fitting, diathermic liquid filling and plug
RE KIT: Class II Electric Heating Element, with 1,5m cable, diathermic liquid filling and plug (p.228)

RT KIT with THERMOSTATS ECOdesign compliant ø1/2" fitting with Faston to connect:
- Digital thermostat MUSA Plus (white or chr.-plated)
- Thermostat STONE RICA  via 

RE KIT with WIRELESS DEVICES p. 229
RE Kit: add radio frequency box receiver (wall-mounted or recessed) and the radio programmable thermostat (it can control up to 12 radiators).



VALVES & ACCESSORIES



VALVES 273

TON VALVES 276

TON VALVES KIT 277

MINI VALVES 278

QUADRA VALVES 279

DISTANT VALVES 280


ACCESSORIES 282

SPECIAL VERSIONS 284

FITTINGS 286



BREM proposes the substitution of the traditional valves with one type of valve, which can also be used as lock-shield.



- Brem valves are complete with:
- chrome-plated o-ring tang ($\varnothing 3/8'' - 1/2''$)
 - chrome-plated fitting with o-ring
 - chrome-plated round washer ($\varnothing 41 \times 6,5$ mm)
 - thermostatic head (for thermostatic valves)

On demand: stainless steel pipe cover to be cut to right size

VALVES COMPONENTS

CHROME-PLATED O-RING TANG

$\varnothing 3/8'' - 1/2''$

to connect to the radiator



1/2" Fitting Art. CVL12 8,50€
3/8" Fitting Art. CVL38 8,50€

CHROME-PLATED FITTINGS (24F19)

to connect to the system:



Multilayer fittings $\varnothing 10-14, 12-16, 13-18, 14-18, 16-20$ Art. RM.. 8,60€



Copper fittings $\varnothing 10-12-14-15-16-18$
Art. RR..(R10 - R12 - R...) 6,20€

VALVE FITTING KIT (Includes 3 fittings)

Fitting for multilayer $\varnothing 16$ and inserts for copper tube $\varnothing 12$ and $\varnothing 14$ Art. RK 7,50



Fitting with inserts for multilayer $\varnothing 16$



inserts for copper $\varnothing 14$



inserts for copper $\varnothing 12$

CHROME-PLATED ECCENTRICS

Adaptors to be mounted between valve and radiator to vary tapping centre from 1 to 6cm.

Art. EC1 1 cm eccentric 12,10€
Art. EC2 2 cm eccentric 16,50€
Art. EC3 3 cm eccentric 18,90€

Specify when ordering if 1/2" or 3/8"



VALVES ACCESSORIES

ROUND WASHER chrome-plated $\varnothing 41$ mm for tubes $\varnothing 10 - 12 - 14 - 15 - 16 - 18 - 1/2''$ (indicate \varnothing) Art. RC.. 3,00€



TUBES COVERS for fittings



10 cm long, polished stainless steel tube: slide over pipes for fitting $\varnothing \leq 16$ mm and cut in half to size using the round washer to cover the cut.

inner $\varnothing 15$ mm Art. CA15 9,40€
inner $\varnothing 16$ mm Art. CA16 9,40€
for valves KIT Art. CA18 10,80€

SINGLE TUBE COVERING KIT

tapping centres 38mm, 5x10cm squared covering, and n° 2 tubes $\varnothing 16$ or $\varnothing 20$ L=7cm



THERMOSTATIC CHROME-PLATED HEAD
Thermostatic head with liquid sensor (only for valves with thermostatic option)

Quotation:
Thermostatic head with special finishes



SPECIAL FINISHES

VALVES and BRACKETS

PRICE FROM 1.07.2022 **+15%**

TON
VALVE



GILDED LEAF FINISH

TON and QUADRA valve in gilded leaf.
O-ring tang \varnothing 1/2" or 3/8", multilayer fitting \varnothing 16,
copper \varnothing 12,14 (other diameters by estimate) and
round washer, all in gold finish

Extra each 81,70€

BRACKET with GILDED LEAF finish
Art. B15/35/70 - Art. EOS - Art. M4/M8
Extra each 60,00€

QUADRA
VALVE



SILVER LEAF FINISH

TON and QUADRA valve in silver leaf.
O-ring tang \varnothing 1/2" or 3/8", multilayer fitting \varnothing 16,
copper \varnothing 12,14 (other diameters by estimate) and
round washer, all in brushed nickel finish

Extra each 81,70€

BRACKET with SILVER LEAF finish
Art. B15/35/70 - Art. EOS - Art. M4/M8
Extra each 60,00€



GOLDEN FINISH

TON and QUADRA valve, oring tang \varnothing 1/2"
or 3/8", fitting (multilayer \varnothing 16, copper \varnothing 12,14),
golden finish round washer
(variable price)

Extra each 65,50€

BRACKET with golden BR 0019
Art. B15/35/70 - Art. EOS - Art. M4/M8
Extra each 20,70€



BRONZE FINISH

TON and QUADRA valve, oring tang \varnothing 1/2" or
3/8" and fitting (multilayer \varnothing 16, copper \varnothing 12,14),
in bronze finish and round washer in bronze color

Extra each 29,30€

BRACKET with bronze BR 0033
Art. B15/35/70 - Art. EOS - Art. M4/M8
Extra each 20,70€



BRUSHED NICKEL FINISH

TON and QUADRA valve, oring tang \varnothing 1/2" or
3/8", fitting (multilayer \varnothing 16, copper \varnothing 12,14) and
round washer, all in brushed nickel finish

Extra each 30,90€

BRACKET with silver BR 0002
Art. B15/35/70 - Art. EOS - Art. M4/M8
Extra each 20,70€



CHROME-PLATED TON VALVE

+15%
PRICE FROM 1.07.2022

ANGLED TON VALVE
Easy control valve usable also as lock-shield, complete with fitting and round washer



THERMOSTATIC ANGLED TON VALVE
Valve with thermostatic head, complete with fitting and round washer



STRAIGHT TON VALVE
Easy control valve usable also as lock-shield, complete with fitting and round washer



THERMOSTATIC STRAIGHT TON VALVE
complete with fitting and round washer



TON VALVE
Headwheel \varnothing 28-34 / 95 / H 57mm

VALVES LEGEND:

- | | | |
|------|--------------------|--------------------------------|
| VS.. | Angled TON | FITTINGS for tubes: |
| VD.. | Straight TON | M Multilayer |
| VR.. | Reverse TON | R Copper |
| L.. | Side control TON | F Steel \varnothing 1/2" |
| VM.. | Single tube | |
| T.. | Thermostatic valve | INDICATE \varnothing OF TUBE |

REVERSE TON VALVE
Easy control valve usable also as lock-shield, complete with fitting and round washer



Angled TON Valve Copper fitting
How to order: ART. VSR14—tube \varnothing 14

THERMOSTATIC REVERSE TON VALVE
Easy control valve complete with fitting and round washer



SIDE CONTROL TON VALVE
Easy control valve complete with fitting and round washer
Indicate always S or D version



MIXED TON VALVE only \varnothing 1/2" Electric Heating El.
Easy control valve complete with fitting and round washer, it can be used together with angled or side control valves.



THERMOSTATIC SIDE CONTROL left TON VALVE

Valve with thermostatic head complete with fitting and round washer.
On request, D right version.



Art. LTD..



DUAL TUBE left VALVE tapp. centres 50mm
valve and lock shield, delivery on the left, complete with fittings and round washers.



TUBES COVERS for fittings

10 cm long, polished stainless steel tube: slide over pipes for fitting $\varnothing \leq 16$ mm and cut in half to size using the rose washer to cover the cut
inner \varnothing 15 mm Art. CA15 9,40€
inner \varnothing 16 mm Art. CA16 9,40€



DUAL TUBE THERMOSTATIC left VALVE

Valve with thermostatic head, 50 mm tapping centres, left delivery, complete with 2 fittings and 2 round washers



SINGLE-TUBE VALVE tapping centres 38mm
Easy control valve supplied with \varnothing 10mm and 45 cm probe, and flow diverter system to reverse delivery and return.

probe cm 70 7,50€
probe cm 100 10,40€



SINGLE TUBE COVERING KIT tapping centres 38mm
100x50mm squared covering, and n° 2 tubes (16 or 20mm \varnothing , 70mm long).



SINGLE TUBE THERMOSTATIC VALVE
Valve with 38mm tapping centres, thermostatic head and fittings.



TON VALVES KIT

+15%
PRICE FROM 1.07.2022

TON valves KIT



Fitting with inserts
for multilayer ø16



inserts for
copper ø 14



inserts for
copper ø 12



ANGLED TON VALVES KIT

- n°2 Angled valves with O-ring Tangs
- n°2 Fittings (multilayer ø16, copper ø12, 14)
- n°2 Round washers

Art. KVS 119,20€

ANGLED TON VALVES KIT with THERMOSTATIC head

Art. KTS 165,50€



STRAIGHT TON VALVES KIT

- n°2 Straight valves with O-ring Tangs
- n°2 Fittings (multilayer ø16, copper ø12, 14)
- n°2 Round washers ø

Art. KVD 129,80€

STRAIGHT TON VALVES KIT with THERMOSTATIC head

Art. KTD 176,00€



REVERSE TON VALVES KIT

- n°2 Reverse valves with O-ring Tangs
- n°2 Fittings (multilayer ø16, copper ø12, 14)
- n°2 Round washers

Art. KVR 119,20€

REVERSE TON VALVES KIT with THERMOSTATIC head

Art. KTR 165,50€



SIDE CONTROL TON VALVES KIT

- n°2 Side control left and right valves with tangs
- n°2 Fittings (multilayer ø16, copper ø12, 14)
- n°2 Round washers

Art. KVL 130,90€

SIDE CONTROL TON VALVES KIT with THERMOSTATIC head

S left version Art. KTL 177,10€

D right version Art. KTLD 177,10€



SIDE CONTROL TON VALVES KIT with MIXED right ø 1/2" valve for Electric Heating Element

- n°1 Side control left valve with tangs
- n°1 Side control MIXED valve with tangs
- n°2 Fittings (multilayer ø16, copper ø12, 14)
- n°2 Round washers

Art. KLXD 163,70€

SIDE Control TON valves KIT with Thermostatic head, MIXED valve

Art. KTLXD 210,00€

SINGLE-TUBE VALVE KIT tapping centres 38mm Art. KVM 153,00€

KIT with fittings for multilayer
ø16 and copper ø12, 14

probe cm 70 8,40€
probe cm 100 11,60€

SINGLE TUBE THERMOSTATIC VALVE KIT Art. KTM 199,30€



TUBES COVERS for KIT

10 cm long, polished stainless steel tube: slide
over pipes for fitting ø ≤ 16 mm and cut in half
to size using the rose washer to cover the cut
for VALVES KIT Art. CA18 10,80€



TON KIT Thermostatic head



DUAL TUBE left VALVE KIT tapp. centres 50mm Art. KVB 149,10€

KIT with washers and
fittings for multilayer ø16
and copper tubes ø12, 14

DUAL TUBE THERMOSTATIC left VALVE KIT Art. KTB 194,40€



CHROME-PLATED MINI VALVE

+15%
PRICE FROM 1.07.2022



MINI valves KIT

ANGLED MINI VALVES KIT

- n°2 Angled valves with 2 O-ring Tangs
- n°2 Fittings (multilayer ø16, copper ø12, 14)
- n°2 Round washers

Art. KMS 107,80€

On request:
Polished stainless tube cover (to be cut)

STRAIGHT MINI VALVES KIT

- n°2 Straight valves with 2 O-ring Tangs
- n°2 Fittings (multilayer ø16, copper ø12, 14)
- n°2 Round washers

Art. KMD 119,00€

On request:
Polished stainless tube cover (to be cut)

MINI Model

ANGLED MINI VALVE

Easy control valve usable also as lock-shield, complete with fitting and round washer.



STRAIGHT MINI VALVE

Easy control valve usable also as lock-shield, complete with fitting and round washer.



MINI VALVE

Headwheel ø 24 / 71,5 / H 57mm

MINI valve: harmonious combination of essential design, very small size and easy control.

MS.. Angled Mini
MD.. Straight Mini

FITTINGS for Tubes:
M Multilayer
R Copper

INDICATE TUBE Ø

Angled MINI valve Multilayer fitting

How to order: ART. MS M12-16 ø12-16 tube

TUBES COVERS for fittings



Ø 18mm, 10 cm long, polished stainless steel tube: slide over pipes for fitting (ø 12, 14, 16 mm) and cut in half to size using the rose washer with adapters to cover the cut.

inner ø15 mm Art. CA15 9,40€
inner ø16 mm Art. CA16 9,40€
for valves KIT Art. CA18 10,80€

WHITE MINI VALVE



Angled WHITE MINI valves KIT

ANGLED WHITE MINI VALVES KIT

- n°2 Standard white MINI valves complete with chrome-plated O-ring Tangs, round washers and fittings (multilayer ø16, copper ø12, 14)

Angled WHITE MINI

ANGLED WHITE MINI VALVE

Valve usable also as lock-shield, complete with chrome-plated O-ring Tang, fitting and round washer.



ANGLED WHITE MINI VALVE

MINI valve is provided in standard white (chr.-plated O-ring Tang, fitting and round washer)

CHROME-PLATED QUADRA VALVE +15% PRICE FROM 1.07.2022



QUADRA Valves KIT

ANGLED QUADRA VALVES KIT

- n°2 Angled valves
- n°2 O-ring Tangs (3/8" or 1/2")
- n°2 Fittings (multilayer ø16, copper ø12,14)
- n°2 Round washers

Art. KQS 156,60€

STRAIGHT QUADRA VALVES KIT

- n°2 Straight valves
- n°2 O-ring Tangs (3/8" or 1/2")
- n°2 Fittings (multilayer ø16, copper ø12,14)
- n°2 Round washers

Art. KQD 165,20€

REVERSE QUADRA VALVES KIT

- n°2 reverse valves
- n°2 O-ring Tangs (3/8" or 1/2")
- n°2 Fittings (multilayer ø16, copper ø12,14)
- n°2 Round washers

Art. KQR 156,60€

SIDE control QUADRA VALVES KIT

- n°2 Side control valves (right and left)
- n°2 O-ring Tangs (3/8" or 1/2")
- n°2 Fittings (multilayer ø16, copper ø12,14)
- n°2 Round washers

Art. KQL 166,30€

QUADRA Model

ANGLED QUADRA VALVE

Easy control valve usable also as lock-shield, complete with fitting and round washer.



STRAIGHT QUADRA VALVE

Easy control valve usable also as lock-shield, complete with fitting and round washer



REVERSE QUADRA VALVE

Easy control valve usable also as lock-shield, complete with fitting and round washer



SIDE control QUADRA VALVE

Easy control valve complete with fitting and round washer. Always state **S** or **D** version.



QUADRA VALVE

Headwheel 26x26 / 86 / H 57mm

QUADRA valve: refined geometrical design to match with other squared shapes.

QS.. QUADRA Angled FITTINGS for tubes
 QD.. QUADRA Straight M Multilayer
 QR.. QUADRA Reverse R Copper
 QL.. QUADRA Side contrdNDICATE tube ø

Reverse QUADRA valve Copper fitting
 How to order: ART. QR R14 tube ø14

MIXED QUADRA VALVE only ø1/2"

for Electric Heating Element
 Easy control valve, complete with fitting and round washer. It can be used together with angled or side control valves



COLORED QUADRA VALVE



COLORED QUADRA Valves KIT

COLORED QUADRA VALVES KIT

- n°2 QUADRA valves in the same BREM color of radiator, complete with chrome-plated O-ring Tangs, fittings and round washers (with inserts for multilayer ø16 and copper ø12,14).

ANGLED - REVERSE - SIDE CONTROL model
 EXTRA FOR COLOR (KIT) 46,40€

COLORED QUADRA Model

COLORED QUADRA VALVE

Valve in the same BREM color of radiator, complete with chrome-plated O-ring Tang, fitting and round washer (with inserts for multilayer ø16 and copper ø12,14).

ANGLED - REVERSE - SIDE CONTROL model
 EXTRA FOR COLOR n. 1 piece 34,60€
 n. 2 pieces 46,40€



QUADRA COLORED VALVE

ANGLED - REVERSE - SIDE CONTROL
 provided in one color of BREM list
 (chrome-plated O-ring Tangs, fittings and washer)

CHROME-PLATED REMOTE VALVES

+15%
PRICE FROM 1.07.2022

.. hiding valves under the radiator



TON valves

Wall recessed \varnothing 1/2" TON valves assembly, equipped with handles to control remotely the radiator (up to 6m), is supplied with fittings at rear (Art.REM), and round washers.



Thermostatic TON valves

REMOTE TON VALVES ASSEMBLY wall recessed with 2 valves, 2 round washers and 2 fittings	MULTILAYER fittings indicate \varnothing of tube Art. VGM.. 137,40€	COPPER fittings indicate \varnothing of tube Art. VGR.. 135,30€
REMOTE TON VALVES ASSEMBLY with THERMOSTATIC HEAD	Art. VGTM.. 183,60€	Art. VGTR..181,50€

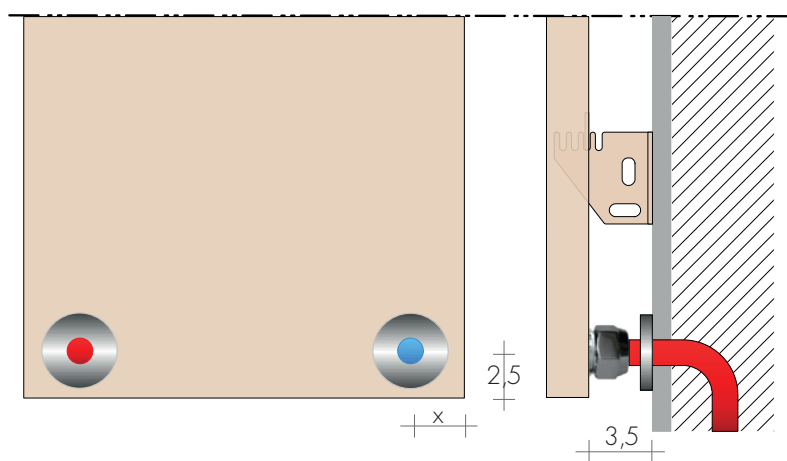


QUADRA valve/lockshield

Wall recessed \varnothing 1/2" QUADRA valves assembly, equipped with handles to control remotely the radiator (up to 6m), is supplied with fittings at rear (Art.REM), and round washers.

REMOTE QUADRA VALVES ASSEMBLY wall recessed with 2 valves, 2 round washers and 2 fittings	MULTILAYER fittings indicate \varnothing of tube Art. QGM.. 151,50€	COPPER fittings indicate \varnothing of tube Art. QGR.. 149,50€
---	--	--

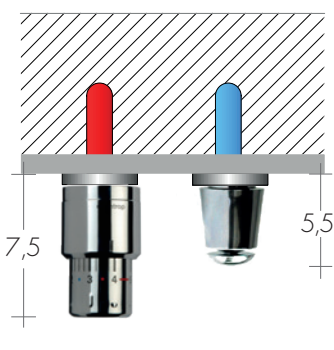
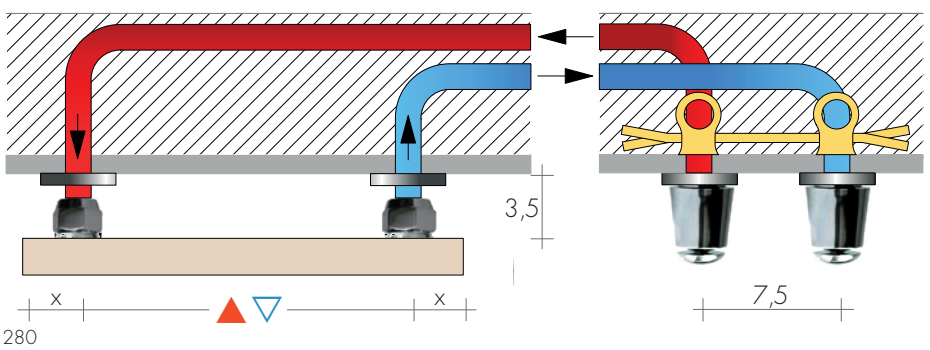
REMOTE WALL RECESSED VALVES ASSEMBLY with FITTINGS AT REAR OF RADIATOR



REMOTE WALL RECESSED VALVES ASSEMBLY AND SPECIAL FITTINGS 24/19 AT THE REAR OF RADIATOR (up to 6m)



REMOTE TON VALVES ASSEMBLY WITH THERMOSTATIC HEAD



REMOTE VALVES ASSEMBLY KIT wall recessed



REMOTE TON VALVES ASSEMBLY KIT

for multilayer tube ø 16 and
copper tube ø12/14 mm Art. KVG 153,60€

REMOTE TON VALVES ASSEMBLY KIT with
THERMOSTATIC head Art. KVGT 199,80€



REMOTE QUADRA VALVES ASSEMBLY KIT

for multilayer tube ø 16 and
copper tube ø12/14 mm Art.KQG 167,70€

FITTINGS AT THE REAR OF RADIATOR

Brem proposes fittings consisting of threaded sleeves (ø 24 F19) welded on the back of the radiator.

The connection of the system pipes is performed by screwing the fittings directly to the radiator.

Art. REM 36,60€



CLAK 220-45

with remote valves

Distant valves are placed in a barely visible inconspicuous place.

This position must be sensitive to variations of the ambient temperature in case of use of distant valves group with thermostatic head.

CHROME-PLATED CLOTHES RACK

This is a shelf used as a clothes rack or for towel heaters.


It can be fitted on models Form F2, Mahn, Shar, Start.

Width = tapping centres (▲▽) + 2,7 cm

Art. ME 40 tapping centres 40cm 195,30€
(for 50 cm wide towel heaters)

Art. ME 46 tapping centres 46cm 199,20€
(for 55cm wide Start towel heaters)

Art. ME 50 tapping centres 50cm 204,70€
(for 60 cm wide towel heaters)



CHROME-PLATED TOWEL HANDRAIL

Adjustable inside depth from 65 to 87 mm the towel handrail can be fitted to models Form F2, Mahn, Shar, Start.

Width = tapping centres (▲▽)+2,7cm

Art. MA 30 tapping centres 30cm 71,70€

Art. MA 40 tapping centres 40cm 72,70€

Art. MA 46 tapping centres 46cm 73,70€

Art. MA 62 tapping centres 62cm 77,70€



Art. PA (ø 6 x 4 cm)



Art. AC n.2 (ø 3 x 3,5 cm)



CLOTHES KNOB

Art. PA 64,60€

Chrome-plated knob for all the towel heaters with round tubes excluding PLUS 20

CHROME HOOK

Art. AC 75,30€

Chrome-plated hooks for all the towel heaters with round tubes excluding PLUS 20

HUMIDIFIER (ø 3 x 40 cm)
chrome-plated finish

Art. UR 59,40€

Applicable on all radiators and towel heaters, except on panels and CrossFrame.

design Davide Brembilla

RAM TOWEL-BAR

Towel holder in painted metal applicable with magnets on all steel panels.
(35X44x7 cm) Art. RAM 150,00€

STANDARD COLORS (without extra):

- white sablé SB 9016
- quartz grey SB 7039
- jet black SB 9005
- same color ordered with the radiator

On request in one paintwork to Brem color list different from the towel heater +15/25%



KNOBS

Metal knobs paint in one color of Brem list for the following use:

- with magnet on all the steel panels
- with wall fixing

STANDARD COLORS (without extra):

- white sablé SB 9016
- quartz grey SB 7039
- jet black SB 9005

On request with extra in one paintwork to Brem color list



Art. ARO..
14x4,5x4



Art. PO..
8,5x7x4



Art. HK..
14x9x5

ARO MODEL

- with magnet Art. ARC 83,00€
- with wall fixing Art. ARM 81,00€
- extra for Brem color:
- up to 2 pieces 35,20€ - from 3 pieces +15/25%

PO MODEL

- with magnet Art. POC 83,00€
- with wall fixing Art. POMC 81,00€
- extra for Brem color
- up to 2 pieces 35,20€ - from 3 pieces +15/25%

HK MODEL

- with magnet Art. HKC 83,00€
- with wall fixing Art. HKMC 81,00€
- extra for Brem color
- up to 2 pieces 35,20€ - from 3 pieces +15/25%

"IN CORNER" RADIATORS

On request, the EGON, KUADRUM, FORM and GRATA radiators can be supplied made-to-measure in corner configuration to ensure adequate heating in rooms where the conformation of walls, doors, and windows precludes more traditional positions for the radiators.

The most popular solutions are :

- with internal angle
- with external angle
- with two external angles

The use of special feet and fixings permits the most creative positioning of the radiator without limitation.

How to obtain prices and technical data:

- standard radiator price + connection price
- radiator width + (β) dimension see table below
- heating output: add outputs of each connected radiator

Extra for the connection in corner of two radiators with one element ≤ 32 cm.

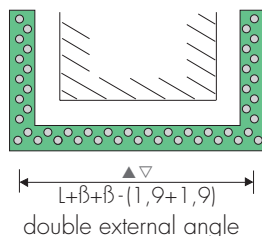
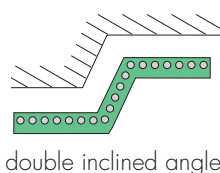
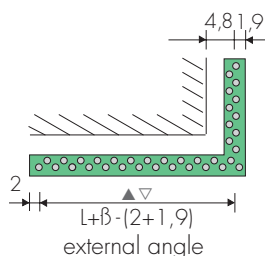
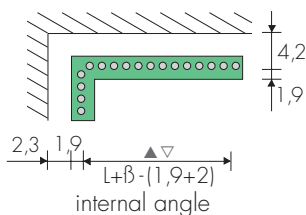
External angle	Art. FAE	349,80€
Internal angle	Art. FAI	349,80€
Double angle		by estimate
Wooden box package		by estimate

Radiators in corner:

(β) dimension (mm) + standard radiator:

	Mod.	F2H	KH	GRH	EH
internal angle	β	25	30	30	20
external angle	β	20	25	30	25

Send a detailed drawing for a feasibility study and quotation.

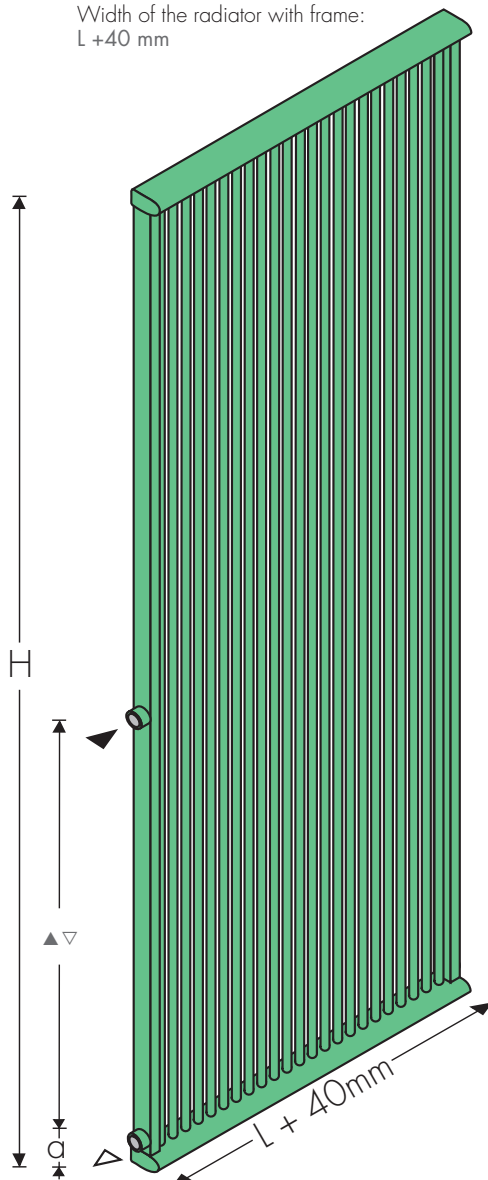


FRAME

On request, Form F2H and F3H, Kuadrum KQH, Grata GRH and Egon EH radiators are available with two lateral columns that form a frame with the following advantages:

- fittings with made-to-measure distances along one side of the radiating tube frame;
- opposing made-to-measure fittings along both sides of the radiating tube frame (providing the future possibility to replace the radiator without damaging the room's walls or pipes).

Width of the radiator with frame:
L + 40 mm

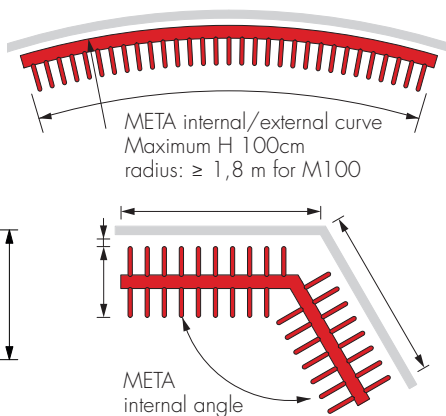
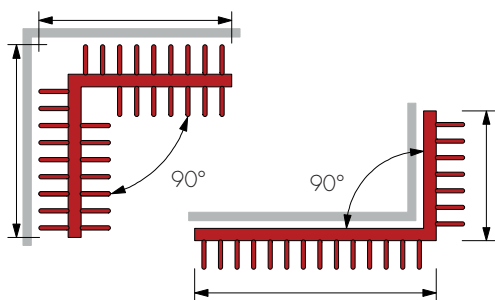


"a" 11 mm (as standard)
Other dimensions on request

META

META radiators are built to measure (see indications below).

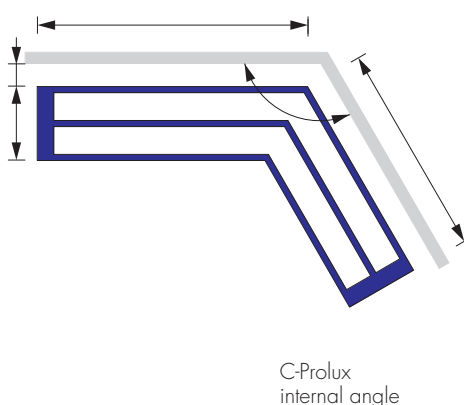
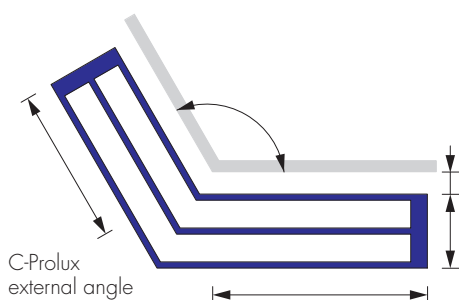
Send us a detailed drawing with measurements for a feasibility study and quotation.



C-PROLUX®

C-PROLUX radiators are built to measure.

Send us a detailed drawing with measurements for a feasibility study and quotation.



FRAME Art. CF	€	H cm	Δt 50 K watt*
CF 80	329,40	80	92
CF 100	329,40	100	114
CF 120	339,50	120	136
CF 140	339,50	140	157
CF 160	349,10	160	178
CF 180	349,10	180	197
CF 200	359,20	200	219
CF 220	359,20	220	241
CF 240	368,10	240	263

*Add the yields to those of the radiator

BRACKETS

The thermoplastic resin or metal brackets allow for depth adjustment and are always included in the package.
Fix the provided brackets to the wall to install. The bottom of the bracket has an oval hole to allow for adjustment on the wall.


Art. B15(mm)
Art. B35(mm)
Art. B70(mm) white 13,40€ colored 16,80€

Art. 131B/Art. 151B white 7,50€
Art. 131V/Art. 151V colored 11,00€

BRACKETS SPECIAL FINISHES page 275



Art. EOSB white 8,40€
Art. EOSV colored 11,40€



White bracket (depth 8 cm)
Art. M8B 14,10€
Art. M8SB 14,10€
Art. M8KB 14,10€

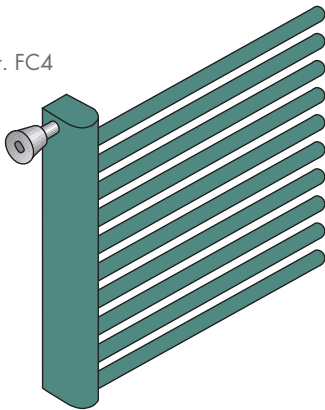
Chrome-plated bracket (depth 8 cm)
Art. M8C 21,70€
Art. M8SC 21,70€
Art. M8KC 21,70€

White bracket (depth 4 cm):
Art. M4B 11,90€
Art. M4SB 11,90€
Art. M4GB 11,90€
Art. M4KB 14,90€
Art. M4FB 14,90€

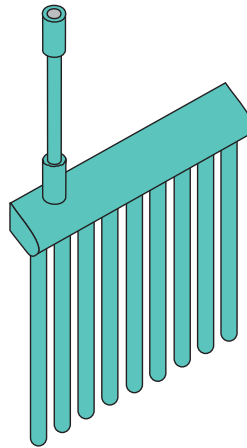
Chrome-plated bracket Art. M4
Art. M4C 19,70€
Art. M4SC 19,70€
Art. M4GC 19,70€
Art. M4KC 19,70€
Art. M4FC 24,00€

FORM - GRATA - TOWEL HEATER DIVIDERS

Art. FC4



Art. F25



Feet and special fixing supports painted in the final colour, allow radiators and heated towel rails to be used as partitions, providing aesthetically pleasing interior designs.

FIXINGS

Painted side bracket 10 cm (can be reduced to 4 cm) Art. F10 66,70€

Painted ceiling bracket 25 cm (can be reduced to 4 cm) Art. F25 69,60€

Side chrome-plated bracket with sleeve Adjustment: 4/6 cm Art. FC4 56,70€

Bracket FC4 is screwed into sleeve M18 extra charge Art. M18 20,20€

Different length on request.

FEET

Manifold foot H cm 15 Art. PC15 79,70€

H cm 19 Art. PC19 79,70€

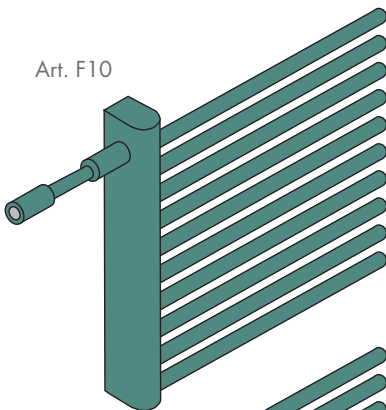
Fixed foot standard H cm 15 Art. PF15 72,80€

Adjustable foot standard H cm 15/20 Art. PR15 87,40€

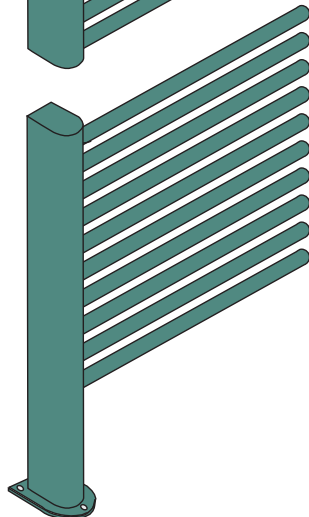
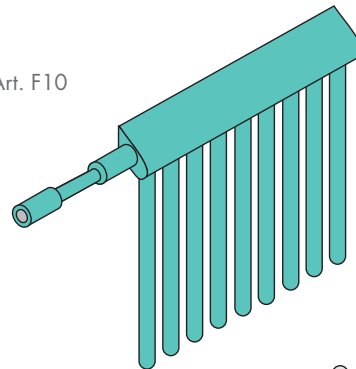
Foot cover (covers the fixing screws) Art. PT... 29,00€

Made-to-measure length feet, on request.

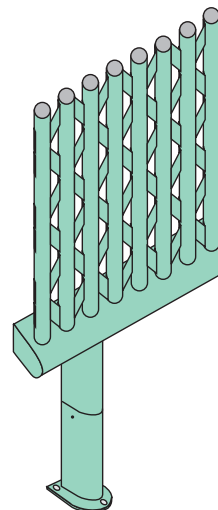
Art. F10



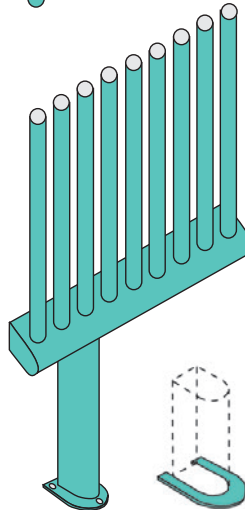
Art. F10



Art. PC...



Art. PR..



Art. PF..

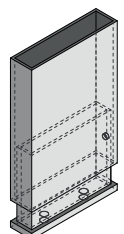


Art. PT..

Adjustable foot H 12/15 cm for Cross model Art. PCV12 103,30€
On request, made-to-measure heights



Foot (15 cm H) with incorporated valve. Art. PV15 155,00€

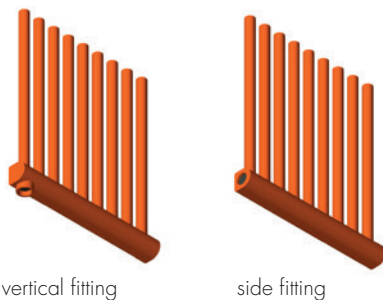


RADIATOR FITTINGS

+15%
PRICE FROM 1.07.2022

The fittings used to connect the radiators to the heating system consist of two 1/2" or 3/8" diameter sleeves on the manifolds, according to each model.

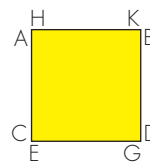
The technical drawings for each model show how to calculate the distances between the fittings (tapping centres) as well as the min distance from the wall.



vertical fitting

side fitting

Fitting position
▲ - delivery
▼ - return
s - bleed valve
v - drain



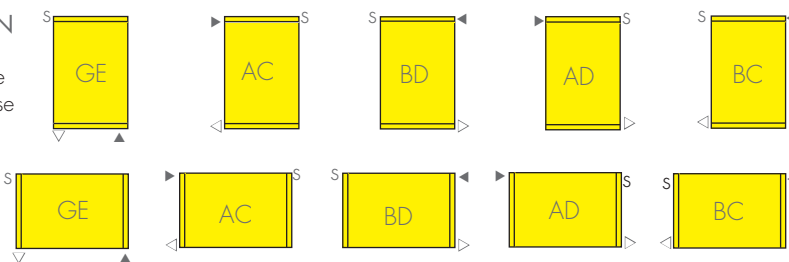
DUAL TUBE FITTINGS

This fitting is marked with letters showing the position of the other fittings:
- the first shows the delivery
- the second shows the return
followed by the fitting diameter:
e.g. AC \varnothing 1/2"

STANDARD FITTING

The radiator is produced with standard fittings as shown in the technical data.

FITTINGS ON REQUEST
no extra charge
(unless otherwise indicated)



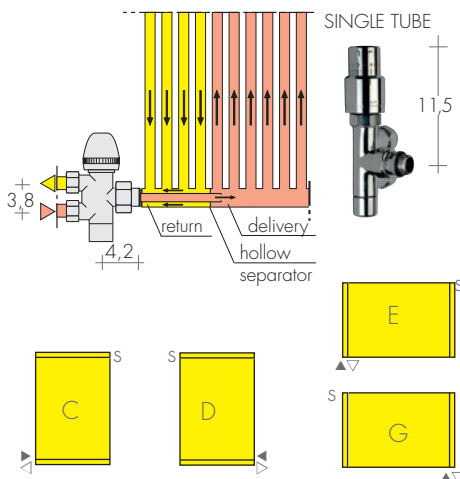
SINGLE-TUBE RADIATOR FITTING

The single tube is fitted (in line with the manifold) by adding a \varnothing 1/2" fitting for the water to enter/exit and a \varnothing 10 mm hollow separator (other diameters available upon request) inside the manifold for insertion of the valve probe.

Standard single-tube fitting: \varnothing 1/2"
probe hole: \varnothing 10 mm Art. AM10 49,60€

The single-tube valve (p. 295) is supplied complete with 45 cm probe or small tube; on request:
Art. S70 probe L = 70 cm 8,40€
Art. S100 probe L = 100 cm 11,60€

Indicate the diameter of the fitting and probe if not standard.



The BREM \varnothing 1/2" single/dual tube chrome-plated valve is fitted with \varnothing 10 mm probe. It can be either manual or thermostat controlled and is fitted with a flow deviator to reverse the delivery and return.

ASK FOR FEASIBILITY AND FITTINGS POSITION

Single tube fitting NOT POSSIBLE for technical reason in the following models:

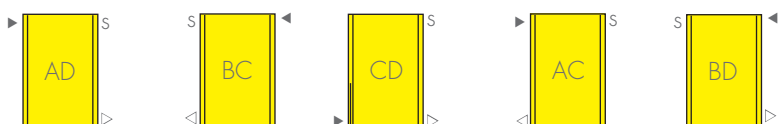
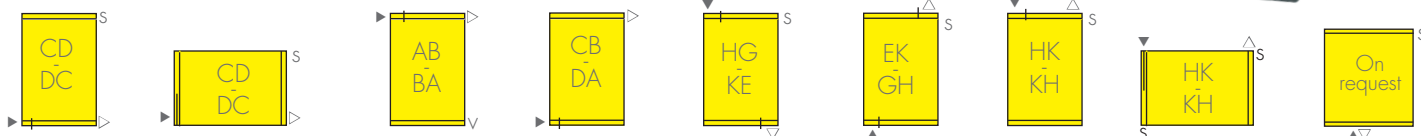

C-PROLUX	ALCOVA
LAME-UP	CLIP
SBARRA-3	EYE
SBARRA-Up 3	PIT
SPAZIO CHIUSO	SLIDE
KORE/K-COR	RAW
TRAP	VINCI
	ZOOM

SPECIAL FITTINGS ON REQUEST

Special fittings Art. AS 75,50 €
EG/GE Wind fittings Art. EGW 75,50 €

Check plant flow rate and working pressure for AB-BA, CB-DA, HG-KE, EK-GH, HK-KH fittings. Ask for feasibility and quotation

Fittings with 5 cm central tapping centre and inner probes (ask for feasibility):
Art. ACB 127,00€





PLUGS AND AIR VENTS

Art. T18	ch-plated \varnothing 1/8" plug	3,00€
Art. T14	ch-plated \varnothing 1/4" plug	3,00€
Art. T38	ch-plated \varnothing 3/8" plug	3,00€
Art. T12	ch-plated \varnothing 1/2" plug	3,00€
Art. S18	ch-plated \varnothing 1/8" air vent	3,00€
Art. S12	ch-plated \varnothing 1/2" air vent	2,80€

VERTICAL FITTINGS


The fittings used to connect the heated towel rails to the central heating system consist of two $\varnothing 1/2"$ sleeves on the manifolds (or $\varnothing 3/8"$ according to the model).

The technical drawings for each model show how to calculate the distances between the fittings (tapping centres) as well as the min distance from the wall.



SIDE FITTINGS

Side fittings (on request) consist of two sleeves on the side of the towel heater.



REVERSE FITTINGS

Reverse fittings (supplied as standard on certain models) are designed so that the reverse valves are fitted without sticking out from the towel heater (Cross..).

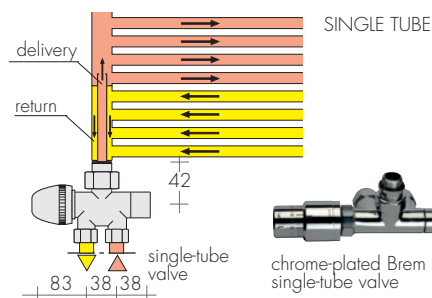
SINGLE-TUBE FITTING

The BREM $\varnothing 1/2"$ single tube chrome-plated valve can be used in position E or G on heated towel rails with EG fittings.

The valve is fitted with a flow deviator to reverse the delivery and return and a $\varnothing 10$ mm probe 45 cm long; on request:

Art. S70 probe L= 70 cm 8,40€

Art. S100 probe L=100 cm 11,60€



TOWEL HEATER FRAME

On request, Brem towel heaters are produced with an additional smaller frame, which can be mounted vertically, with 5 cm tapping centres or made to measure.

This solution not only increases the thermal output, but also allows existing connections to be used, and allows the use of electrical immersion heater for mixed operation. Feet and fixings are available on request.

Heated towel rail frame, painted in white, with fitting sleeves, heating element fittings and chrome-plated plug Art. CS 183,10€

STANDARD FITTINGS

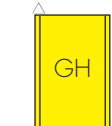
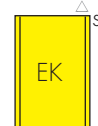
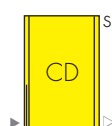
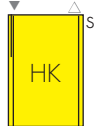
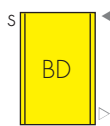
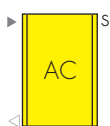
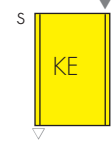
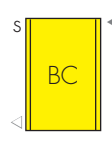
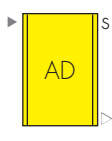
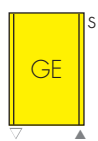
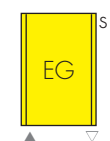
Heated towel rails have standard fittings, as indicated in the technical data.

SPECIAL FITTINGS

Side, reverse and vertical fittings different from standard productions, ask for feasibility Art. AS 75,50€

REMOTE VALVES FITTING

Fittings on the back $\varnothing 24F19$ (see page 280) Art. REM 36,60€



INDEX BREM'ART

ARTISTS' RADIATORS

ART AND RADIATOR

Perennially in pursuit of new shapes and expressions that are also surprisingly practical in the garb given to heat, Brem asked artists to develop the theme with their own interpretations, inventions, and solutions.

This is "Brem'Art": a line of radiators designed by artists given complete freedom for the most creative expression of the function of heating.

EVERY WORK OF ART IS MADE BY HAND:
THE MINIMUM IMPERFECTIONS AND IRREGULAR SHADING AND TONES OF COLOR ARE UNIQUE TO EACH PIECE AS IN EVERY REAL WORK OF ART.

BREM SPECIAL COLORS AND FINISHES

- BR 0001, a transparent metallic bright finish, highlights the signs of working on iron (welding, scoring, brushing, rings, marks, etc.); the phosphate greasing process enhances the colors of steel in shades of grey, beige, blue, brown, and dark green, and makes each piece unlike any other.

This finish is a good example of "Rustic Art" and it is not available for the radiating plates.

- BR 0001 MS, a clear matte finish, transmits all the raw material's "brutality", whereas a shiny finish softens the look (not available for radiating plates).

- BR 0031 is a brushed-metal effect to hide scratches on the plates. Clear varnish.

- BR 0007 is the color that both comes closest to natural iron and best conceals possible imperfections.

- BR 0021 transparent polished finish, it transmits the brass effect, glimpsing weldings.

- BR 0022 BL polished and nuanced rust color finish

Finishes, colors and extras are indicated for each work of art.

SPAZIO CHIUSO	II
MOSSO	III
CONTINUUM	IV
SIPAR	V
ERUZIONE	VI
ORME	VII
STROP'	VIII
PINAK HOT	IX
AREE EQUÉ	X
STRUTTURA ALTA	XI
SCUDO DI ERACLE	XII
EAGLE	XIII
CONFINI	XIV
PERCORSO	XV
CAPITONNÉ	XVI
GRID	XVII
TERRA	XVIII
TERRA LUNARE	XIX
GRAFFI	XX
GRAFFI DI LUNA	XXI
VIRGO	XXII





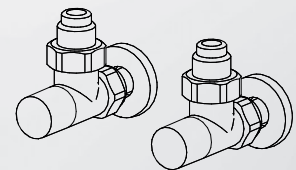
Rino Carrara proposes a model quite unlike the usual rigid radiator, adding the contents and shapes he loves to include in all his works to create an embracing overall design.

Color recommended by the artist: white sablé SB 9016
Other colors from BREM color list without extra

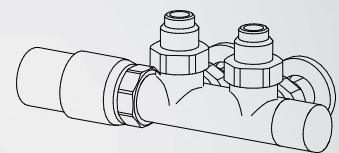
RECOMMENDED VALVES

CHROME PLATED VALVES KIT WITH:

- n°2 Valves with O-ring Tangs
- n°2 Fittings (multilayer ø16, copper ø12,14)
- n°2 Round washers



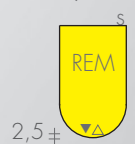
ANGLED MINI VALVES KIT page 278
chrome-plated or white color Art. KMS 107,80€



DUAL TUBE VALVE KIT with THERMOSTATIC head
Art. KTB 195,40€

DUAL TUBE VALVE KIT tapping centres 50mm
page 277 Art. KVB 149,10€

REMOTE FITTINGS Art. REM 36,60€
standard EG tapping centres



REMOTE VALVES ASSEMBLY KIT p. 281 with:
- n°2 Fittings (multilayer ø16, copper ø12,14)

REMOTE TON VALVES ASSEMBLY KIT
Art. KVG 153,60€

REMOTE TON VALVES ASSEMBLY KIT with
THERMOSTATIC head Art. KVGT 199,80€

MODEL	HL cm	€	EN 442 Watt Δt 50K (Δt 40K = Wx0,755) - (Δt 30K = Wx0,526)				
			EN 442 Watt Δt 50 K	▲▼ i.c. cm	Height cm	Width cm	Depth cm
SPAZIO CHIUSO	145-95	2023,20	1300	5	145	95	3

STANDARD FITTING
EG ø 1/2" ▲▼ 5 cm
Special fittings page 287



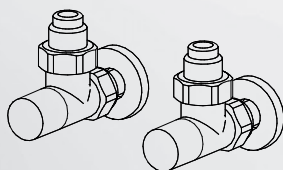
Here too Rino Carrara uses the graphic themes typical of his work, adding them to typical radiator shapes and materials, where they merge to form a special feature.

Color chosen by the artist: jet black
Ral9005-M
Other colors from BREM color list without extra

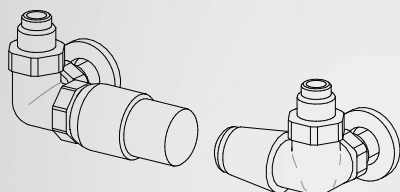
RECOMMENDED VALVES

CHROME PLATED VALVES KIT WITH:

- n°2 Valves with O-ring Tangs
- n°2 Fittings (multilayer ø16, copper ø12,14)
- n°2 Round washers



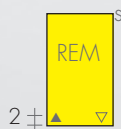
ANGLED MINI VALVES KIT page 278
chrome-plated or white color Art. KMS 107,80€



SIDE control TON VALVES KIT with THERMOSTATIC head Art. KTL 177,10€

SIDE control TON VALVES KIT page 277 Art. KVL 130,90€

REMOTE FITTINGS Art. REM 36,60€
standard EG tapping centres



REMOTE VALVES ASSEMBLY KIT p. 281 with:
- n°2 Fittings (multilayer ø16, copper ø12,14)

REMOTE TON VALVES ASSEMBLY KIT Art. KVG 153,60€

REMOTE TON VALVES ASSEMBLY KIT with THERMOSTATIC head Art. KVGT 199,80€

STANDARD FITTING EG ø 1/2" ▲▽ L - 4 cm
Special fittings page 287



MOSSO 180-60

with remote valves

EN 442 Watt Δt 50K (Δt 40K = Wx0,755) - (Δt 30K = Wx0,526)

MODEL	H-L cm	€	EN 442 Watt Δt 50 K	▲▽ t.c. cm	Height cm	Width cm	Depth cm
MOSSO	180-60	1871,20	1210	56	180	60	6
MOSSO	200-70	2023,20	1530	66	200	70	6
MOSSO	220-80	2206,00	1890	76	220	80	6



Raffaele Cioffi has interpreted warmth by adding 3D effect moulds to the radiator, printed using special heat resistant inks. The works in the "CONTINUUM" series excite the emotions and feature alternating color schemes, thanks to a play of light and shadow. The artist recommends to use distant valves.

CONTINUUM UNO (H 125 x L 16 cm)*
 Red screen printing 605,90€
 color recommended by the artist, Ral9005M

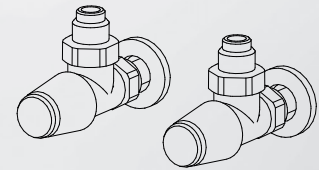
CONTINUUM TRE (H 45 x L 20 cm)*
 Yellow screen printing 633,90€
 color recommended by the artist, BR0007.

*to be added to the cost of the S-PLATT plate

RECOMMENDED VALVES

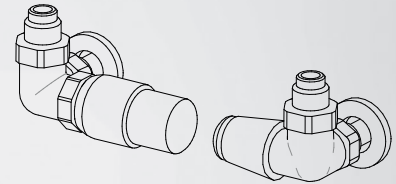
CHROME PLATED VALVES KIT WITH:

- n°2 Valves with O-ring Tangs
- n°2 Fittings (multilayer ø16, copper ø12,14)
- n°2 Round washers



ANGLED TON VALVES KIT
 page 277

Art. KVS 119,20€



SIDE control TON VALVES KIT with
 THERMOSTATIC head Art. KTL 177,10€

SIDE control TON VALVES KIT
 page 277 Art. KVL 130,90€

REMOTE FITTINGS Art. REM 36,60€
 ▲▽ L-5 cm tapping centres



2,5±



REMOTE VALVES ASSEMBLY KIT p. 281 with:
 - n°2 Fittings (multilayer ø16, copper ø12,14)

REMOTE TON VALVES ASSEMBLY KIT
 Art. KVG 153,60€

REMOTE TON VALVES ASSEMBLY KIT with
 THERMOSTATIC head Art. KVGT 199,80€

STANDARD FITTING
 EG ø 1/2" ▲▽ L-4 cm
 Special fittings page 287



MOD. S-PLATT		EN 442 W _{att} Δt 50K (Δt 40K = Wx0,755) - (Δt 30K = Wx0,526)					
sablé white	H cm	L cm	42	49	56	63	70
SPH	180	t.c. ▲▽cm	38	45	52	59	66
		€	810,20	882,50	953,90	1023,00	1095,50
			701w	817w	934w	1051w	1168w
SPLH	180	€	1035,70	1134,20	1223,60	1312,40	1402,00
			1033w	1205w	1377w	1549w	1721w
SPH	200	€	855,90	926,40	1000,70	1074,00	1147,40
			770w	898w	1026w	1155w	1283w
SPLH	200	€	1122,70	1226,50	1315,80	1411,60	1507,70
			1113w	1299w	1484w	1670w	1855w
SPH	220	€	905,90	994,30	1064,90	1143,20	1219,80
			836w	976w	1115w	1254w	1394w
SPLH	220	€	1167,70	1275,80	1368,70	1468,10	1568,00
			1204w	1404w	1605w	1806w	2006w

Extra colors p. 289 +15/25% Technical data S-Platt p. 110
 Eg. SPH 200-49 Ral9005M 1065,36€ + Continuum Uno 605,90€ = 1671,26€

Raffaele Cioffi has interpreted warmth by adding 3D effect moulds to the radiator, printed using special heat resistant inks. The works in the "SIPARIO" series excite the emotions and feature alternating color schemes, thanks to a play of light and shadow. The artist recommends to use distant valves.

SIPAR.O (H 100 x L 25 cm)*
 Ocher screen printing 634,80€
 color recommended by the artist, SB3281

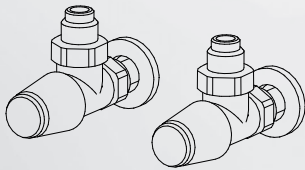
SIPAR.W (H 100 x L 25 cm)*
 White screen printing 634,80€
 color recommended by the artist, SB3061

*to be added to the cost of the S-PLATT plate

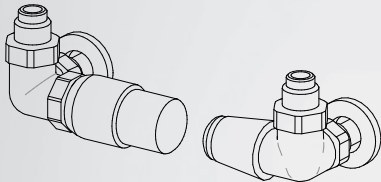
RECOMMENDED VALVES

CHROME PLATED VALVES KIT WITH:

- n°2 Valves with O-ring Tangs
- n°2 Fittings (multilayer ø16, copper ø12, 14)
- n°2 Round washers



ANGLED TON VALVES KIT Art. KVS 119,20€
 page 277



SIDE control TON VALVES KIT with THERMOSTATIC head Art. KTL 177,10€
 SIDE control TON VALVES KIT page 277 Art. KVL 130,90€

REMOTE FITTINGS Art. REM 36,60€
 ▲ ▼ L-5 cm tapping centres



2,5±



REMOTE VALVES ASSEMBLY KIT p. 281 with:
 - n°2 Fittings (multilayer ø16, copper ø12, 14)

REMOTE TON VALVES ASSEMBLY KIT Art. KVG 153,60€

REMOTE TON VALVES ASSEMBLY KIT with THERMOSTATIC head Art. KVGT 199,80€

STANDARD FITTING EG ø 1/2" ▲ ▼ L-4 cm
 Special fittings page 287



SIPAR.O 180-42

SIPAR.W 180-49

with remote valves

MOD. S-PLATT	H cm	L cm	EN 442 Watt Δt 50K (Δt 40K = Wx0,755) - (Δt 30K = Wx0,526)				
			t.c. ▲	▼ cm	40K	30K	30K
sablè white		42	49	56	63	70	
SPH	180	€ 810,20	882,50	953,90	1023,00	1095,50	
		701w	817w	934w	1051w	1168w	
SPLH	180	€ 1035,70	1134,20	1223,60	1312,40	1402,00	
		1033w	1205w	1377w	1549w	1721w	
SPH	200	€ 855,90	926,40	1000,70	1074,00	1147,40	
		770w	898w	1026w	1155w	1283w	
SPLH	200	€ 1122,70	1226,50	1315,80	1411,60	1507,70	
		1113w	1299w	1484w	1670w	1855w	
SPH	220	€ 905,90	994,30	1064,90	1143,20	1219,80	
		836w	976w	1115w	1254w	1394w	
SPLH	220	€ 1167,70	1275,80	1368,70	1468,10	1568,00	
		1204w	1404w	1605w	1806w	2006w	

Extra colors p. 289 +15/25% Technical data S-Platt p. 110
 Eg. SPH 200-42 SB3061 1069,87€ + SIPAR.W 634,80€ = 1706,67€



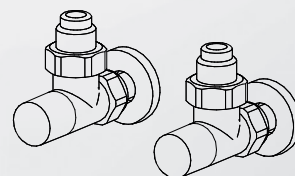
Steven Cavagna has opted here to use precious gilded leaf details set against an oxidised steel background. An imaginary stream of cast gold arousing the imagination.

The stream is hand-made and always different for each radiator.

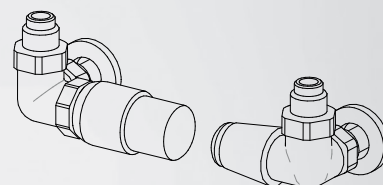
BREM'ART CREATIONS (page I)
Bright shaded rust BR 0022 BL and gilded leaf, other BREM colors to quote

RECOMMENDED VALVES

CHROME PLATED VALVES KIT WITH:
- n°2 Valves with O-ring Tangs
- n°2 Fittings (multilayer ø16, copper ø12,14)
- n°2 Round washers



ANGLED MINI VALVES KIT page 278
chrome-plated or white color Art. KMS 107,80€



SIDE control TON VALVES KIT with
THERMOSTATIC head Art. KTL 177,10€
SIDE control TON VALVES KIT
page 277 Art. KVL 130,90€

REMOTE FITTINGS Art. REM 36,60€
▲▽ L-5cm tapping centres



2,5±



REMOTE VALVES ASSEMBLY KIT p. 281 with:
- n°2 Fittings (multilayer ø16, copper ø12,14)

REMOTE TON VALVES ASSEMBLY KIT
Art. KVG 153,60€

REMOTE TON VALVES ASSEMBLY KIT with
THERMOSTATIC head Art. KVGT 199,80€

STANDARD FITTING
EG ø 1/2" ▲▽ L - 4 cm
Special fittings page 287



		EN 442 Watt Δt 50K (Δt 40K = Wx0,755) - (Δt 30K = Wx0,526)						
MODEL		L cm 35	42	49	56	63	70	
	H cm	▲▽cm 31	38	45	52	59	66	
ERH	180	€	1517,20 584w	1624,00 701w	1733,50 817w	1842,30 934w	1948,80 1051w	2058,40 1168w
ERLH	180	€	1731,60 861w	1849,30 1033w	1985,30 1205w	2112,10 1377w	2238,10 1549w	2364,90 1721w
ERH	200	€	1557,50 642w	1669,50 770w	1777,50 898w	1889,10 1026w	1999,70 1155w	2110,30 1283w
ERLH	200	€	1803,30 928w	1936,40 1113w	2077,60 1299w	2204,20 1484w	2337,40 1670w	2470,90 1855w
ERH	220	€	1603,90 697w	1719,40 836w	1845,30 976w	1953,00 1115w	2068,90 1254w	2182,70 1394w
ERLH	220	€	1844,40 1003w	1981,30 1204w	2126,60 1404w	2257,00 1605w	2393,80 1806w	2531,30 2006w

Technical data S-PLATT page 110

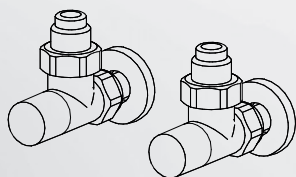
Steven Cavagna uses several different materials here. S-Platt with silver-leaf interspersed by a black stripe on the brushed steel surface, with a clear varnish finish. A sculpture with a huge impact.

BREM'ART CREATIONS (page I)
Brushed-metal finish BR 0031, silver leaf and varnish, other BREM colors to quote.

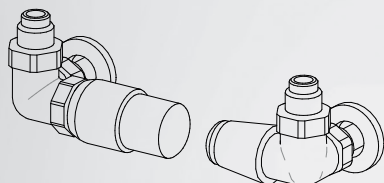
RECOMMENDED VALVES

CHROME PLATED VALVES KIT WITH:

- n°2 Valves with O-ring Tangs
- n°2 Fittings (multilayer ø16, copper ø12,14)
- n°2 Round washers



ANGLED MINI VALVES KIT page 278
chrome-plated or white color Art. KMS 107,80€



SIDE control TON VALVES KIT with
THERMOSTATIC head Art. KTL 177,10€
SIDE control TON VALVES KIT
page 277 Art. KVL 130,90€

REMOTE FITTINGS Art. REM 36,60€
▲▼ L-5cm tapping centres



2,5±



REMOTE VALVES ASSEMBLY KIT p. 281 with:
- n°2 Fittings (multilayer ø16, copper ø12,14)

REMOTE TON VALVES ASSEMBLY KIT
Art. KVG 153,60€

REMOTE TON VALVES ASSEMBLY KIT with
THERMOSTATIC head Art. KVGT 199,80€

STANDARD FITTING
EG ø 1/2" ▲▼ L - 4 cm
Special fittings page 287



ORME 180-42

		EN 442 Watt Δt 50K (Δt 40K = Wx0,755) - (Δt 30K = Wx0,526)						
MODEL		L cm 35	42	49	56	63	70	
	H cm	▲▼cm 31	38	45	52	59	66	
ORH 180	€	1517,20	1624,00	1733,50	1842,30	1948,80	2058,40	
		584w	701w	817w	934w	1051w	1168w	
ORLH 180	€	1731,60	1849,30	1985,30	2112,10	2238,10	2364,90	
		861w	1033w	1205w	1377w	1549w	1721w	
ORH 200	€	1557,50	1669,50	1777,50	1889,10	1999,70	2110,30	
		642w	770w	898w	1026w	1155w	1283w	
ORLH 200	€	1803,30	1936,40	2077,60	2204,20	2337,40	2470,90	
		928w	1113w	1299w	1484w	1670w	1855w	
ORH 220	€	1603,90	1719,40	1845,30	1953,00	2068,90	2182,70	
		697w	836w	976w	1115w	1254w	1394w	
ORLH 220	€	1844,40	1981,30	2126,60	2257,00	2393,80	2531,30	
		1003w	1204w	1404w	1605w	1806w	2006w	

Technical data S-PLATT page 110

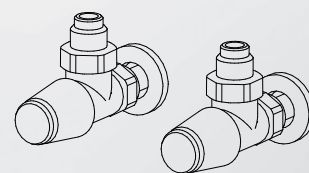


Light plays and reflects on the irregular surface to create unexpected, ever-changing effects. The colour is an important part of the work. Each item is carefully crafted by hand, meaning that no two items are ever the same.

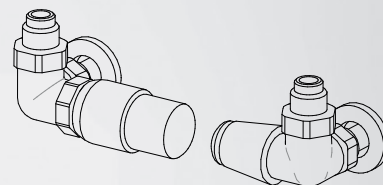
BREM'ART CREATIONS (page I)
BREM colors paintworks without extra.

RECOMMENDED VALVES

CHROME PLATED VALVES KIT WITH:
- n°2 Valves with O-ring Tangs
- n°2 Fittings (multilayer ø16, copper ø12,14)
- n°2 Round washers



ANGLED TON VALVES KIT
page 277 Art. KVS 119,20€



SIDE control TON VALVES KIT with
THERMOSTATIC head Art. KTL 177,10€
SIDE control TON VALVES KIT
page 277 Art. KVL 130,90€

REMOTE FITTINGS Art. REM 36,60€
▲▽ L - 5 cm tapping centres



2,5 ±

REMOTE VALVES ASSEMBLY KIT p. 281 with:
- n°2 Fittings (multilayer ø16, copper ø12,14)

REMOTE TON VALVES ASSEMBLY KIT
Art. KVG 153,60€

REMOTE TON VALVES ASSEMBLY KIT with
THERMOSTATIC head Art. KVGT 199,80€

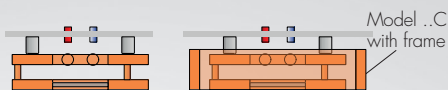
STANDARD FITTING
EG ø 1/2" ▲▽ L - 4 cm
Special fittings page 287




MODEL	L cm	35	EN 442 Watt Δt 50K (Δt 40K = Wx0,755) - (Δt 30K = Wx0,526)				
			42	49	56	63	70
H cm	▲▽cm	31	38	45	52	59	66
SRH 180	€	1624,20	1718,40	1815,60	1911,20	2005,50	2102,30
		584w	701w	817w	934w	1051w	1168w
SRLH 180	€	1827,70	1932,30	2054,00	2167,10	2279,70	2392,90
		861w	1033w	1205w	1377w	1549w	1721w
SRH 200	€	1662,30	1761,50	1857,00	1955,70	2053,60	2151,60
		642w	770w	898w	1026w	1155w	1283w
SRLH 200	€	1895,50	2014,80	2141,30	2254,50	2373,80	2493,30
		928w	1113w	1299w	1484w	1670w	1855w
SRH 220	€	1706,60	1809,10	1921,20	2016,40	2119,10	2220,10
		697w	836w	976w	1115w	1254w	1394w
SRLH 220	€	1934,40	2057,10	2187,90	2304,50	2427,40	2550,30
		1003w	1204w	1404w	1605w	1806w	2006w

Technical data S-PLATT page 110

A large crystal mirror is crossed by a flash of white light.
The black crystal is framed by the radiator.



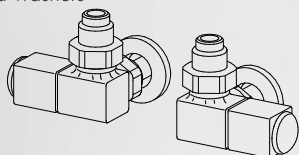
The artist proposes the radiator in black 9005 BREM colors paintworks without extra.



RECOMMENDED VALVES

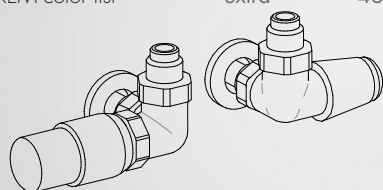
CHROME PLATED VALVES KIT WITH:

- n°2 Valves with O-ring Tangs
- n°2 Fittings (multilayer ø16, copper ø12, 14)
- n°2 Round washers




ANGLED QUADRA VALVES KIT

page 279 Art. KQS 156,60€
BREM color list extra 46,40€



SIDE CONTROL TON VALVES KIT chrome-plated with THERMOSTATIC head Art. KTLD177,10€

REMOTE FITTINGS Art. REM 36,60€
tapping centres ▲▽ L-12cm



REMOTE VALVES ASSEMBLY KIT p. 281 with:
- n°2 Fittings (multilayer ø16, copper ø12, 14)

REMOTE TON VALVES ASSEMBLY KIT Art. KVG 153,60€

REMOTE TON VALVES ASSEMBLY KIT with THERMOSTATIC head Art. KVGT 199,80€

STANDARD FITTING EG ø3/8" ▲▽ 5 cm
On request EG ø1/2"



PINAKHOT 2

LUXURY LUX

with remote valves

MODEL

EN 442 Watt Δt 50K (Δt 40K = Wx0,755) - (Δt 30K = Wx0,526)

MODEL	EN 442 Watt	€	▲▽ t.c. cm	Height cm	Width cm	Depth cm
LIGHTSQUARE	50-50	1115,70	289	5	50	9
LIGHTSQUARE-C	58-58	1415,70	523	5	58	9
PINAKHOT-2	172-50	2075,60	756	5	172	9
PINAKHOT-C	180-58	2375,50	1245	5	180	9
LUXURY LUX	172-27	1157,90	654	5	172	9
LUXURY LUX-C	180-35	1469,80	1095	5	180	9

Light source in the middle, at rear, on the low side of the work of art. - On request: VALVE COVER page 82

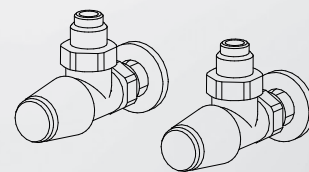
Bands that intersect each other in a true modality of meeting, giving privilege to lightness and to poetic resource, referring to action and manufacture. Ideas that are able to become privileged acts in radiators art.

BREM'ART CREATIONS (page I) Work of art with sablé painting at the choice, other colors on request, without extra

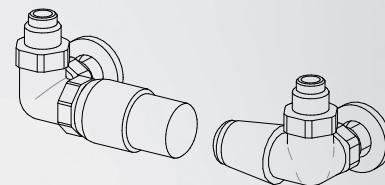
RECOMMENDED VALVES

CHROME PLATED VALVES KIT WITH:

- n°2 Valves with O-ring Tangs
- n°2 Fittings (multilayer ø16, copper ø12,14)
- n°2 Round washers



ANGLED TON VALVES KIT
page 277 Art. KVS 119,20€



SIDE control TON VALVES KIT with
THERMOSTATIC head Art. KTL 177,10€
SIDE control TON VALVES KIT
page 277 Art. KVL 130,90€

REMOTE FITTINGS Art. REM 36,60€
▲▽ L-5cm tapping centres



2,5±



REMOTE VALVES ASSEMBLY KIT p. 281 with:
- n°2 Fittings (multilayer ø16, copper ø12,14)

REMOTE TON VALVES ASSEMBLY KIT
Art. KVG 153,60€

REMOTE TON VALVES ASSEMBLY KIT with
THERMOSTATIC head Art. KVGT 199,80€

STANDARD FITTING
EG ø 1/2" ▲▽ L - 4 cm
Special fittings page 287



AREE EQUÉ 200-49

EN 442 Watt Δt 50K (Δt 40K = Wx0,755) - (Δt 30K = Wx0,526)

MODEL	L cm	35	42	49	56	63	70
	Hcm	▲▽cm	31	38	45	52	59
AEH 180	€	1624,20	1718,40	1815,60	1911,20	2005,50	2102,30
		584w	701w	817w	934w	1051w	1168w
AELH 180	€	1827,70	1932,30	2054,00	2167,10	2279,70	2392,90
		861w	1033w	1205w	1377w	1549w	1721w
AEH 200	€	1436,90	1518,90	1612,80	1740,20	2017,60	2160,80
		642w	770w	898w	1026w	1155w	1283w
AELH 200	€	1895,50	2014,80	2141,30	2254,50	2373,80	2493,30
		928w	1113w	1299w	1484w	1670w	1855w
AEH 220	€	1487,90	1575,10	1671,20	1808,20	2092,40	2240,10
		697w	836w	976w	1115w	1254w	1394w
AELH 220	€	1934,40	2057,10	2187,90	2304,50	2427,40	2550,30
		1003w	1204w	1404w	1605w	1806w	2006w

Technical data S-PLATT page 110

Max Marra gives the Form or Kuadrum radiator a clear burnished metal coating. The highlight of this unusual form of aesthetic communication is the burnished look of the metal that reflects light and enhances the sinuous folds of the sculpture.

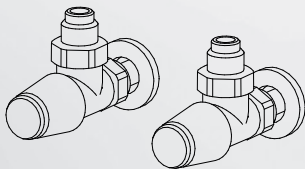
BREM'ART CREATIONS (page I)

A work with a semi-glossy burnished finish reflecting the blue, green, brown and anthracite grey pigments in the raw material. Other colors not available

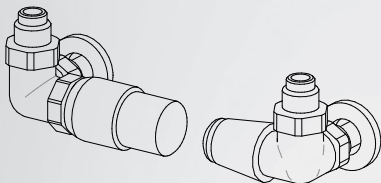
RECOMMENDED VALVES

CHROME PLATED VALVES KIT WITH:

- n°2 Valves with O-ring Tangs
- n°2 Fittings (multilayer ø16, copper ø12,14)
- n°2 Round washers



ANGLED TON VALVES KIT
page 277 Art. KVS 119,20€



SIDE control TON VALVES KIT with
THERMOSTATIC head Art. KTL 177,10€
SIDE control TON VALVES KIT
page 277 Art. KVL 130,90€

REMOTE FITTINGS Art. REM 36,60€
EG tapping centres standard fitting



1,5±



REMOTE VALVES ASSEMBLY KIT p. 281 with:
- n°2 Fittings (multilayer ø16, copper ø12,14)

REMOTE TON VALVES ASSEMBLY KIT
Art. KVG 153,60€

REMOTE TON VALVES ASSEMBLY KIT with
THERMOSTATIC head Art. KVGT 199,80€

STANDARD FITTING
EG ø 1/2" ▲▼ L - 4 cm
Special fittings page 287



STRUTTURA ALTA 180-44

EN 442 Watt Δt 50K (Δt 40K = Wx0,755) - (Δt 30K = Wx0,526)

MOD.	L cm	38	44	50	56	62	68		
	H cm	p*cm	▲▼cm	34	40	46	52	58	64
STH 180	8,5/19	€	1381,90	1463,10	1549,10	1668,30	1938,60	2074,20	
			882w	1021w	1160w	1299w	1438w	1578w	
STH 200	8,5/19	€	1430,10	1511,90	1604,40	1731,30	2008,10	2150,40	
			969w	1122w	1275w	1427w	1580w	1733w	
STH 220	8,5/19	€	1489,70	1577,10	1674,00	1810,80	2095,10	2243,10	
			1053w	1219w	1386w	1552w	1718w	1884w	



SCUDO DI ERACLE 200-49

Dedicated to the greatest antique greek hero, Scudo di Eracle is made of copper by the artist for BREM'ART. Antonio Pizzolante, with his own hands, creates the shield of Heracles out of copper; once again the artist joins together form and function, beyond the time.

SCUDO DI ERACLE (H 98 x L 28cm)
work of art 1018,50€
to be added to the cost of the S-PLATT plate

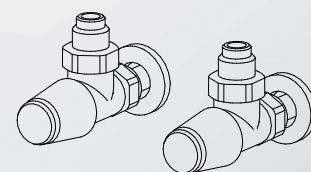
The artist suggests the plate in SB 0022
sablé rust nuanced color.

Note that this color nuance is not repeatable
and has stains and tons always different, that
make it unique.

RECOMMENDED VALVES

CHROME PLATED VALVES KIT WITH:

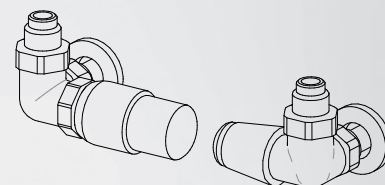
- n°2 Valves with O-ring Tangs
- n°2 Fittings (multilayer ø16, copper ø12,14)
- n°2 Round washers



ANGLED TON VALVES KIT

page 277

Art. KVS 119,20€



SIDE control TON VALVES KIT with THERMOSTATIC head

Art. KTL 177,10€

SIDE control TON VALVES KIT

page 277

Art. KVL 130,90€

REMOTE FITTINGS Art. REM 36,60€

▲▽ L-5cm tapping centres



2,5 ±



REMOTE VALVES ASSEMBLY KIT p. 281 with:

- n°2 Fittings (multilayer ø16, copper ø12,14)

REMOTE TON VALVES ASSEMBLY KIT

Art. KVG 153,60€

REMOTE TON VALVES ASSEMBLY KIT with

THERMOSTATIC head Art. KVGT 199,80€

STANDARD FITTING

EG ø 1/2" ▲▽ L- 4 cm

Special fittings page 287

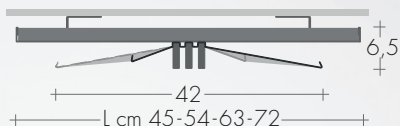


		EN 442 Watt Δt 50K (Δt 40K = Wx0,755) - (Δt 30K = Wx0,526)						
MOD. S-PLATT	L cm	35	42	49	56	63	70	
sablé white	H cm	▲▽cm 31	38	45	52	59	66	
SPH	180 €	740,90	810,20	882,50	953,90	1023,00	1095,50	
		584w	701w	817w	934w	1051w	1168w	
SPLH	180 €	955,20	1035,70	1134,20	1223,60	1312,40	1402,00	
		861w	1033w	1205w	1377w	1549w	1721w	
SPH	200 €	780,90	855,90	926,40	1000,70	1074,00	1147,40	
		642w	770w	898w	1026w	1155w	1283w	
SPLH	200 €	1027,00	1122,70	1226,50	1315,80	1411,60	1507,70	
		928w	1113w	1299w	1484w	1670w	1855w	
SPH	220 €	827,60	905,90	994,30	1064,90	1143,20	1219,80	
		697w	836w	976w	1115w	1254w	1394w	
SPLH	220 €	1068,10	1167,70	1275,80	1368,70	1468,10	1568,00	
		1003w	1204w	1404w	1605w	1806w	2006w	

Extra colors page 289 +15/25% Technical data S-Platt p.110
Eg. SPH 180-49 SB0022 1103,12€ + Scudo di Eracle 1018,5€ = 2121,62€

A radiant plate, with the addition of sheets and tubes to obtain an original and dynamic plastic effect, made on the Clak model.

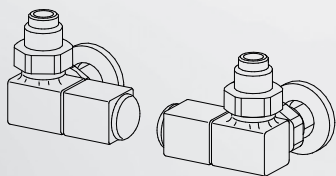
Brushed-metal finish BR 0031 and semi-bright varnish. Other colors not available



RECOMMENDED VALVES

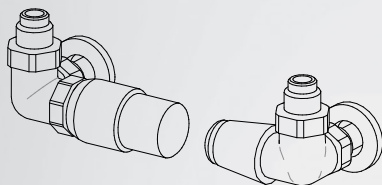
CHROME PLATED VALVES KIT WITH:

- n°2 Valves with O-ring Tangs
- n°2 Fittings (multilayer ø16, copper ø12,14)
- n°2 Round washers



ANGLED QUADRA VALVES KIT

page 279 Art. KQS 156,60€
extra for BREM color list 46,40€



SIDE control TON VALVES KIT with THERMOSTATIC head Art. KTL 177,10€

SIDE control TON VALVES KIT page 277 Art. KVL 130,90€

REMOTE FITTINGS Art. REM 36,60€
▲▽ L-5cm tapping centres



2,5€



REMOTE VALVES ASSEMBLY KIT p. 281 with:
- n°2 Fittings (multilayer ø16, copper ø12,14)

REMOTE QUADRA VALVES ASSEMBLY KIT Art. KQG 167,70€

REMOTE TON VALVES ASSEMBLY KIT with THERMOSTATIC head Art. KVGT 199,80€

STANDARD FITTING EG ø 1/2" ▲▽ L - 4 cm
Special fittings page 287



EAGLE 180-54

with remote valves

EN 442 Watt Δt 50K (Δt 40K = Wx0,755) - (Δt 30K = Wx0,526)

MOD.	H cm	L cm	45	54	63	72
EAGLEH	180	€	1594,90 887w	1705,20 1061w	1814,50 1233w	1921,20 1407w
EAGLELH	180	€	1800,30 1181w	1935,70 1453w	2061,10 1723w	2186,00 1996w
EAGLEH	200	€	1647,10 985w	1755,20 1178w	1867,80 1369w	1979,40 1562w
EAGLELH	200	€	1895,30 1313w	2036,40 1616w	2161,50 1916w	2294,00 2219w
EAGLEH	220	€	1703,90 1082w	1832,50 1294w	1941,00 1504w	2058,20 1716w
EAGLELH	220	€	1944,20 1445w	2089,90 1778w	2219,20 2109w	2355,50 2441w

Technical data Clak p. 102



CONFINI 200-49

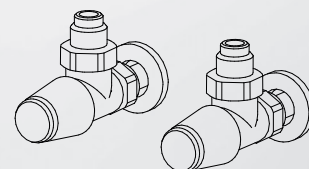
Black iron is used for this work proposed by Stefano Soddu for application on the S-Platt radiator. The edges of the radiator lose their definition to spread out in uncertain margins.

BREM'ART CREATIONS (page I)
Brushed-metal finish BR 0031 and semi-bright varnish.
Other colors from BREM color list without extra.

RECOMMENDED VALVES

CHROME PLATED VALVES KIT WITH:

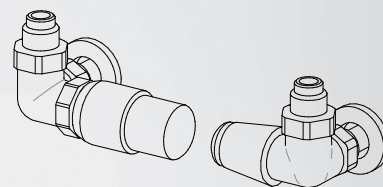
- n°2 Valves with O-ring Tangs
- n°2 Fittings (multilayer ø16, copper ø12,14)
- n°2 Round washers



ANGLED TON VALVES KIT

page 277

Art. KVS 119,20€



SIDE control TON VALVES KIT with THERMOSTATIC head

Art. KTL 177,10€

SIDE control TON VALVES KIT

page 277

Art. KVL 130,90€

REMOTE FITTINGS Art. REM 36,60€

▲▽ L-5cm tapping centres



2,5 ±

REM

REMOTE VALVES ASSEMBLY KIT p. 281 with:

- n°2 Fittings (multilayer ø16, copper ø12,14)

REMOTE TON VALVES ASSEMBLY KIT

Art. KVG 153,60€

REMOTE TON VALVES ASSEMBLY KIT with THERMOSTATIC head

Art. KVGT 199,80€

STANDARD FITTING

EG ø 1/2" ▲▽ L - 4 cm

Special fittings page 287

EG

EN 442 Watt Δt 50K (Δt 40K = Wx0,755) - (Δt 30K = Wx0,526)

MODEL		L cm	35*	42*	49*	56*	63*	70*
	H cm	▲▽cm	31	38	45	52	59	66
COH	180	€	1711,20 584w	1795,70 701w	1882,90 817w	1969,20 934w	2053,40 1051w	2140,50 1168w
COLH	180	€	1925,60 861w	2021,20 1033w	2134,60 1205w	2239,00 1377w	2342,50 1549w	2447,10 1721w
COH	200	€	1751,50 642w	1841,00 770w	1926,70 898w	2016,10 1026w	2104,30 1155w	2192,60 1283w
COLH	200	€	1997,50 928w	2108,20 1113w	2226,70 1299w	2331,10 1484w	2441,90 1670w	2552,80 1855w
COH	220	€	1798,10 697w	1891,20 836w	1994,80 976w	2080,10 1115w	2173,60 1254w	2264,90 1394w
COLH	220	€	2038,60 1003w	2153,00 1204w	2275,90 1404w	2383,90 1605w	2498,40 1806w	2613,20 2006w

*Widths + 10 cm on the right side - Technical data S-Platt page 110

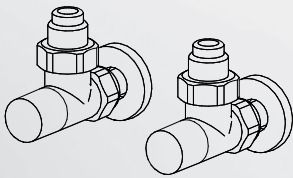
Work by Stefano Soddu: the path goes beyond the surface, as iron magma explodes from within. A creative fracture that stresses a force of nature and the heat trying to break through.

BREM'ART CREATIONS (page I)
Brushed-metal finish BR 0031 and semi-bright varnish with 9005M black background.
Other colors from BREM color list without extra.

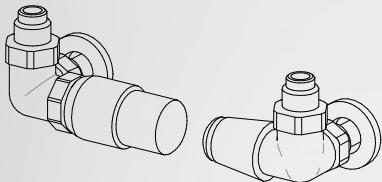
RECOMMENDED VALVES

CHROME PLATED VALVES KIT WITH:

- n°2 Valves with O-ring Tangs
- n°2 Fittings (multilayer ø16, copper ø12,14)
- n°2 Round washers



ANGLED MINI VALVES KIT page 278
Art. KMS 107,80€



SIDE control TON VALVES KIT with THERMOSTATIC head Art. KTL 177,10€
SIDE control TON VALVES KIT page 277 Art. KVL 130,90€

REMOTE FITTINGS Art. REM 36,60€
Remote fittings at the rear: ▲▽L - 5cm



2,5±



REMOTE VALVES ASSEMBLY KIT p. 281 with:
- n°2 Fittings (multilayer ø16, copper ø12,14)

REMOTE TON VALVES ASSEMBLY KIT Art. KVG 153,60€

REMOTE TON VALVES ASSEMBLY KIT with THERMOSTATIC head Art. KVGT 199,80€

STANDARD FITTING
EG ø 1/2" ▲▽L - 4 cm
Special fittings page 287



PERCORSO 180-42

EN 442 Watt Δt 50K (Δt 40K = Wx0,755) - (Δt 30K = Wx0,526)

MOD.	H cm	L cm	35	42	49	56	63	70
		▲▽cm	31	38	45	52	59	66
PRH	180	€	1569,50	1653,30	1740,70	1826,70	1910,60	1998,00
			584w	701w	817w	934w	1051w	1168w
PRLH	180	€	1828,60	1925,90	2044,90	2152,80	2260,00	2368,20
			861w	1033w	1205w	1377w	1549w	1721w
PRH	200	€	1617,90	1708,50	1793,90	1883,70	1972,10	2060,60
			642w	770w	898w	1026w	1155w	1283w
PRLH	200	€	1915,30	2031,00	2156,20	2264,20	2379,80	2496,00
			928w	1113w	1299w	1484w	1670w	1855w
PRH	220	€	1674,20	1768,80	1875,70	1960,70	2055,60	2147,90
			697w	836w	976w	1115w	1254w	1394w
PRLH	220	€	1964,90	2085,10	2215,60	2328,00	2448,20	2569,00
			1003w	1204w	1404w	1605w	1806w	2006w

Technical data S-PLATT page 110



CAPITONNÉ 180-45

with remote valves

EN 442 Watt Δt 50K (Δt 40K = Wx0,755) - (Δt 30K = Wx0,526)

MODEL	H cm	L cm	EN 442 Watt Δt 50K (Δt 40K = Wx0,755) - (Δt 30K = Wx0,526)				
			36	45	54	63	72
CAPH	180	€	1565,90 713w	1658,50 887w	1753,80 1061w	1848,20 1233w	1940,60 1407w
CAPLH	180	€	1761,00 909w	1863,70 1181w	1982,80 1453w	2093,70 1723w	2204,00 1996w
CAPH	200	€	1602,50 792w	1700,00 985w	1793,80 1178w	1891,00 1369w	1987,00 1562w
CAPLH	200	€	1826,30 1011w	1943,00 1313w	2066,80 1616w	2177,60 1916w	2294,20 2219w
CAPH	220	€	1644,80 870w	1745,60 1082w	1855,60 1294w	1949,10 1504w	2050,00 1716w
CAPLH	220	€	1863,80 1112w	1983,70 1445w	2111,40 1778w	2225,60 2109w	2345,60 2441w

Technical data CLAK page 102

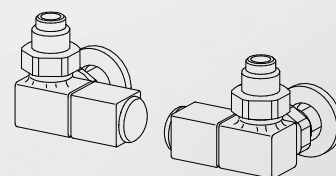
The effect of the quilting, arranged on a network of squares, is transferred to the metal surface of the Clak plate to evoke a fashion that has remained in the history of furniture.

Color recommended by the artist SB 0022 Sablé ruby red, sablé standard painting at the choice, without extra, other colors on request.

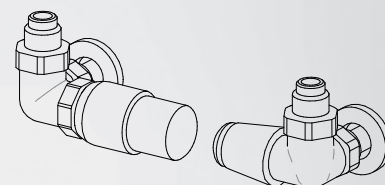
RECOMMENDED VALVES

CHROME PLATED VALVES KIT WITH:

- n°2 Valves with O-ring Tangs
- n°2 Fittings (multilayer $\varnothing 16$, copper $\varnothing 12,14$)
- n°2 Round washers

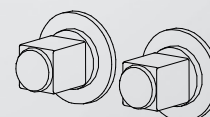


ANGLED QUADRA VALVES KIT
page 279 Art. KQS 156,60€
extra for BREM color list 46,40€



SIDE control TON VALVES KIT with
THERMOSTATIC head Art. KTL 177,10€
SIDE control TON VALVES KIT
page 277 Art. KVL 130,90€

REMOTE FITTINGS Art. REM 36,60€
▲▽ L-5cm tapping centres



2,5±



REMOTE VALVES ASSEMBLY KIT p. 281 with:
- n°2 Fittings (multilayer $\varnothing 16$, copper $\varnothing 12,14$)

REMOTE QUADRA VALVES ASSEMBLY KIT
Art. KQG 167,70€

REMOTE TON VALVES ASSEMBLY KIT with
THERMOSTATIC head Art. KVGT 199,80€

STANDARD FITTING
EG $\varnothing 1/2"$ ▲▽ L- 4 cm
Special fittings page 287



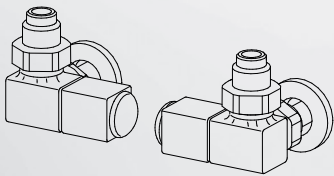
The texture of a square mesh grid shines through under the surface treated with a smoothing of resin-based mixes.

Each piece is hand-made, than unique. Standard "sablé" colors are recommended by the artist.

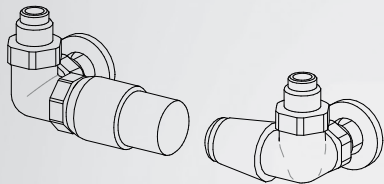
RECOMMENDED VALVES

CHROME PLATED VALVES KIT WITH:

- n°2 Valves with O-ring Tangs
- n°2 Fittings (multilayer ø16, copper ø12,14)
- n°2 Round washers

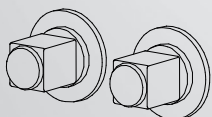


ANGLED QUADRA VALVES KIT
page 279 Art. KQS 156,60€
extra for BREM color list 46,40€



SIDE control TON VALVES KIT with THERMOSTATIC head Art. KTL 177,10€
SIDE control TON VALVES KIT page 277 Art. KVL 130,90€

REMOTE FITTINGS Art. REM 36,60€
▲▽ L-5cm tapping centres



2,5€



REMOTE VALVES ASSEMBLY KIT p. 281 with:
- n°2 Fittings (multilayer ø16, copper ø12,14)

REMOTE QUADRA VALVES ASSEMBLY KIT
Art. KQG 167,70€

REMOTE TON VALVES ASSEMBLY KIT with THERMOSTATIC head Art. KVGT 199,80€

STANDARD FITTING
EG ø 1/2" ▲▽ L - 4 cm
Special fittings page 287



GRID 180-45

with remote valves

EN 442 Watt Δt 50K (Δt 40K = Wx0,755) - (Δt 30K = Wx0,526)

MODEL	H cm	L cm	36	45	54	63	72
		▲▽cm	32	41	50	59	68
GRIDH	180	€	1607,30	1724,60	1844,50	1963,60	2080,60
			713w	887w	1061w	1233w	1407w
GRIDLH	180	€	1802,40	1929,80	2073,60	2209,10	2344,00
			909w	1181w	1453w	1723w	1996w
GRIDH	200	€	1643,90	1766,10	1884,50	2006,40	2127,00
			792w	985w	1178w	1369w	1562w
GRIDLH	200	€	1867,70	2009,10	2157,60	2293,00	2434,20
			1011w	1313w	1616w	1916w	2219w
GRIDH	220	€	1686,30	1811,70	1946,30	2064,50	2190,00
			870w	1082w	1294w	1504w	1716w
GRIDLH	220	€	1905,20	2049,80	2202,10	2340,90	2485,60
			1112w	1445w	1778w	2109w	2441w

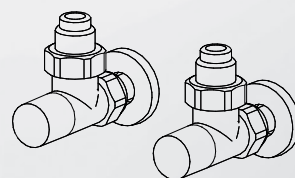
Technical data CLAK page 102

An imaginary walk on the uneven surface of the moon, the sensation of overcoming space and gravity for the very first time: this is the message that Steven Cavagna gets across by adding softness to a radiator.

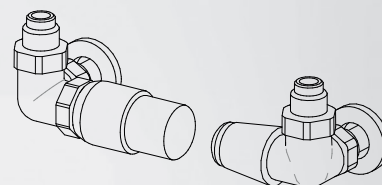
BREM'ART CREATIONS (page I)
Standard "sablé" colors recommended by the artist, other colors on request.

RECOMMENDED VALVES

CHROME PLATED VALVES KIT WITH:
- n°2 Valves with O-ring Tangs
- n°2 Fittings (multilayer ø16, copper ø12,14)
- n°2 Round washers



ANGLED MINI VALVES KIT page 278
Art. KMS 107,80€



SIDE control TON VALVES KIT with THERMOSTATIC head Art. KTL 177,10€
SIDE control TON VALVES KIT page 277 Art. KVL 130,90€

REMOTE FITTINGS Art. REM 36,60€
▲▽ L-5cm tapping centres



2,5±



REMOTE VALVES ASSEMBLY KIT p. 281 with:
- n°2 Fittings (multilayer ø16, copper ø12,14)

REMOTE TON VALVES ASSEMBLY KIT Art. KVG 153,60€

REMOTE TON VALVES ASSEMBLY KIT with THERMOSTATIC head Art. KVGT 199,80€

STANDARD FITTING EG ø 1/2" ▲▽ L - 4 cm
Special fittings page 287



TERRA 180-42

EN 442 Watt Δt 50K (Δt 40K = Wx0,755) - (Δt 30K = Wx0,526)

MODEL	H cm	L cm	35	42	49	56	63	70
TRH 180	€	▲▽ cm	31	38	45	52	59	66
			1665,90	1762,85	1862,30	1960,80	2057,20	2156,75
TRLH 180	€		584w	701w	817w	934w	1051w	1168w
			1874,95	1982,20	2107,20	2223,25	2338,75	2455,20
TRH 200	€		861w	1033w	1205w	1377w	1549w	1721w
			1705,45	1807,10	1905,20	2006,65	2106,80	2207,30
TRLH 200	€		642w	770w	898w	1026w	1155w	1283w
			1944,70	2067,10	2197,00	2313,05	2435,30	2558,05
TRH 220	€		928w	1113w	1299w	1484w	1670w	1855w
			1750,65	1855,80	1971,10	2068,80	2174,10	2277,70
TRLH 220	€		697w	836w	976w	1115w	1254w	1394w
			1984,80	2110,60	2244,75	2364,40	2490,25	2616,65
			1003w	1204w	1404w	1605w	1806w	2006w

Technical data S-PLATT page 110

An imaginary walk on the uneven surface of the moon, the sensation of overcoming space and gravity for the very first time: this is the message that Steven Cavagna gets across by adding softness to a radiator.

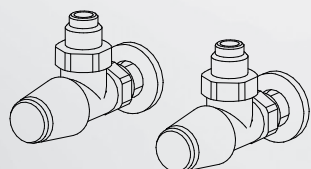
BREM'ART CREATIONS (page I)

Standard "sablé" colors recommended by the artist, other colors on request.

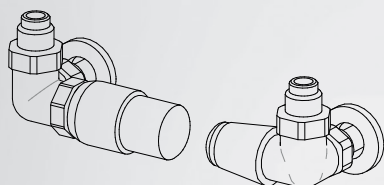
RECOMMENDED VALVES

CHROME PLATED VALVES KIT WITH:

- n°2 Valves with O-ring Tangs
- n°2 Fittings (multilayer ø16, copper ø12,14)
- n°2 Round washers



ANGLED TON VALVES KIT
page 277 Art. KVS 119,20€



SIDE control TON VALVES KIT with
THERMOSTATIC head Art. KTL 177,10€
SIDE control TON VALVES KIT
page 277 Art. KVL 130,90€

REMOTE FITTINGS Art. REM 36,60€
▲▽ L-5cm tapping centres



2,5 ±



REMOTE VALVES ASSEMBLY KIT p. 281 with:
- n°2 Fittings (multilayer ø16, copper ø12,14)

REMOTE TON VALVES ASSEMBLY KIT
Art. KVG 153,60€

REMOTE TON VALVES ASSEMBLY KIT with
THERMOSTATIC head Art. KVGT 199,80€

STANDARD FITTING
EG ø 1/2" ▲▽ L - 4 cm
Special fittings page 287



TERRA LUNARE 180-42

		EN 442 Watt Δt 50K (Δt 40K = Wx0,755) - (Δt 30K = Wx0,526)						
MODEL	L cm	35	42	49	56	63	70	
	H cm	▲▽cm 31	38	45	52	59	66	
TEH 180	€	1746,20	1847,50	1951,80	2055,00	2156,00	2260,50	
		584w	701w	817w	934w	1051w	1168w	
TELH 180	€	1965,00	2077,60	2208,70	2330,40	2451,50	2573,60	
		861w	1033w	1205w	1377w	1549w	1721w	
TEH 200	€	1787,40	1893,90	1996,70	2103,00	2208,20	2313,50	
		642w	770w	898w	1026w	1155w	1283w	
TELH 200	€	2038,30	2166,70	2303,00	2424,50	2552,80	2681,50	
		928w	1113w	1299w	1484w	1670w	1855w	
TEH 220	€	1834,60	1944,90	2065,90	2168,30	2278,70	2387,40	
		697w	836w	976w	1115w	1254w	1394w	
TELH 220	€	2080,40	2212,30	2353,00	2478,40	2610,40	2743,10	
		1003w	1204w	1404w	1605w	1806w	2006w	

Technical data S-PLATT page 110

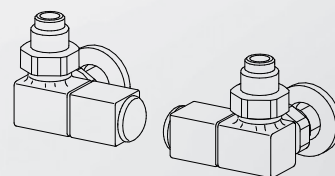


GRAFFI has a merely furrow form surface. This gave birth to a radiator that creates very particular atmosphere, where light and color play an important role. Each piece is hand-made, than unique.

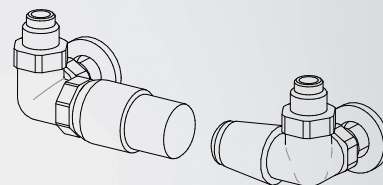
BREM'ART CREATIONS (page I)
Standard "sablé" colors recommended by the artist, other colors on request.

RECOMMENDED VALVES

CHROME PLATED VALVES KIT WITH:
- n°2 Valves with O-ring Tangs
- n°2 Fittings (multilayer ø16, copper ø12,14)
- n°2 Round washers



ANGLED QUADRA VALVES KIT
page 279 Art. KQS 156,60€
extra for BREM color list 46,40€



SIDE control TON VALVES KIT with
THERMOSTATIC head Art. KTL 177,10€
SIDE control TON VALVES KIT
page 277 Art. KVL 130,90€

REMOTE FITTINGS Art. REM 36,60€
▲▽ L-5cm tapping centres



2,5±



REMOTE VALVES ASSEMBLY KIT p. 281 with:
- n°2 Fittings (multilayer ø16, copper ø12,14)

REMOTE TON VALVES ASSEMBLY KIT
Art. KVG 153,60€

REMOTE TON VALVES ASSEMBLY KIT with
THERMOSTATIC head Art. KVGT 199,80€

STANDARD FITTING
EG ø 1/2" ▲▽ L - 4 cm
Special fittings page 287



		EN 442 Watt Δt 50K (Δt 40K = Wx0,755) - (Δt 30K = Wx0,526)						
MODEL	H cm	L cm	35	42	49	56	63	70
		▲▽cm	31	38	45	52	59	66
GFH	180	€	1554,50	1644,70	1737,40	1829,20	1919,10	2012,00
			584w	701w	817w	934w	1051w	1168w
GFLH	180	€	1749,10	1849,00	1965,60	2073,80	2181,50	2289,90
			861w	1033w	1205w	1377w	1549w	1721w
GFH	200	€	1591,00	1685,90	1777,30	1872,00	1965,30	2059,00
			642w	770w	898w	1026w	1155w	1283w
GFLH	200	€	1814,00	1928,10	2049,20	2157,40	2271,20	2385,80
			928w	1113w	1299w	1484w	1670w	1855w
GFH	220	€	1633,20	1731,30	1838,80	1929,70	2028,10	2124,60
			697w	836w	976w	1115w	1254w	1394w
GFLH	220	€	1851,30	1968,60	2093,50	2205,10	2322,50	2440,30
			1003w	1204w	1404w	1605w	1806w	2006w

Technical data S-PLATT page 110

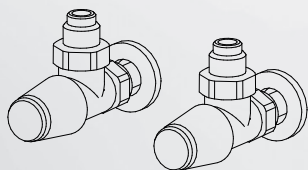
GRAFFI wellcomes the moon and becomes GRAFFI DI LUNA, where furrows leave room to a smooth, rising moon.

BREM'ART CREATIONS (page I)
Standard "sablé" colors recommended by the artist, other colors on request.

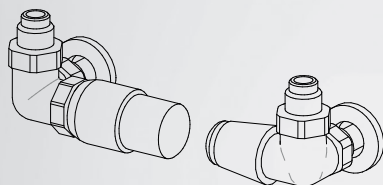
RECOMMENDED VALVES

CHROME PLATED VALVES KIT WITH:

- n°2 Valves with O-ring Tangs
- n°2 Fittings (multilayer ø16, copper ø12,14)
- n°2 Round washers



ANGLED TON VALVES KIT
page 277 Art. KVS 119,20€



SIDE control TON VALVES KIT with THERMOSTATIC head Art. KTL 177,10€
SIDE control TON VALVES KIT page 277 Art. KVL 130,90€

REMOTE FITTINGS Art. REM 36,60€
▲▼ L-5cm tapping centres



2,5±



REMOTE VALVES ASSEMBLY KIT p. 281 with:
- n°2 Fittings (multilayer ø16, copper ø12,14)

REMOTE TON VALVES ASSEMBLY KIT
Art. KVG 153,60€

REMOTE TON VALVES ASSEMBLY KIT with THERMOSTATIC head Art. KVGT 199,80€

STANDARD FITTING
EG ø 1/2" ▲▼ L - 4 cm
Special fittings page 287



GRAFFI DI LUNA 180-42

		EN 442 Watt Δt 50K (Δt 40K = Wx0,755) - (Δt 30K = Wx0,526)							
MODEL	H cm	L cm	35	42	49	56	63	70	
		▲▼cm	31	38	45	52	59	66	
GUH 180	€	1585,60	1678,20	1772,80	1866,60	1958,40	2053,00		
		584w	701w	817w	934w	1051w	1168w		
GULH 180	€	1784,90	1886,80	2005,70	2116,10	2226,00	2336,80		
		861w	1033w	1205w	1377w	1549w	1721w		
GUH 200	€	1623,50	1720,30	1813,70	1910,30	2005,40	2101,10		
		642w	770w	898w	1026w	1155w	1283w		
GULH 200	€	1851,10	1967,50	2091,00	2201,60	2317,80	2434,60		
		928w	1113w	1299w	1484w	1670w	1855w		
GUH 220	€	1666,70	1766,70	1876,30	1969,30	2069,50	2168,00		
		697w	836w	976w	1115w	1254w	1394w		
GULH 220	€	1889,20	2008,90	2136,50	2250,40	2370,10	2490,20		
		1003w	1204w	1404w	1605w	1806w	2006w		

Technical data S-PLATT page 110



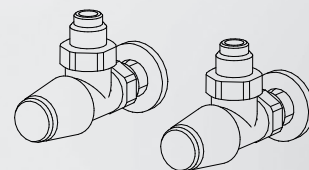
VIRGO, with its surface graved by nearly signed furrows, creates a minimal decoration inspired by nature. Splits crack like cuts the surface producing discontinuities and revealing the inner core of the radiator.

Each piece is hand-made, than unique. Sablé standard colors at choice, satinated colors for the furrows, other colors on request.

RECOMMENDED VALVES

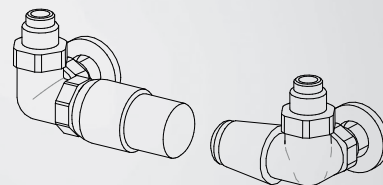
CHROME PLATED VALVES KIT WITH:

- n°2 Valves with O-ring Tangs
- n°2 Fittings (multilayer ø16, copper ø12,14)
- n°2 Round washers



ANGLED TON VALVES KIT
page 277

Art. KVS 119,20€



SIDE control TON VALVES KIT with
THERMOSTATIC head Art. KTL 177,10€

SIDE control TON VALVES KIT
page 277 Art. KVL 130,90€

MOD.		1	2	3	EN 442 Watt Δt 50K (Δt 40K = Wx0,755) - (Δt 30K = Wx0,526)									
L cm	H cm	▲	▼	cm	35	42	49	56	63	70				
					31	38	45	52	59	66				
VR..H	180	€	1661,60	1758,00	1857,20	1955,30	2051,50	2150,80	584w	701w	817w	934w	1051w	1168w
VR..LH	180	€	1869,60	1976,70	2101,30	2217,20	2332,20	2448,20	861w	1033w	1205w	1377w	1549w	1721w
VR..H	200	€	1700,70	1802,20	1899,80	2000,90	2100,90	2201,30	642w	770w	898w	1026w	1155w	1283w
VR..LH	200	€	1939,30	2061,40	2190,90	2306,60	2428,40	2550,90	928w	1113w	1299w	1484w	1670w	1855w
VR..H	220	€	1745,80	1850,70	1965,60	2063,00	2168,10	2271,40	697w	836w	976w	1115w	1254w	1394w
VR..LH	220	€	1979,20	2104,70	2238,50	2357,80	2483,40	2609,40	1003w	1204w	1404w	1605w	1806w	2006w

Technical data S-PLATT page 110

STANDARD FITTING
EG ø 1/2" ▲▼ L - 4 cm
Special fittings page 287





VIRGO 3/180-49

REMOTE FITTINGS Art. REM 36,60€
 ▲▽ L-5cm tapping centres



2,5 €




REMOTE VALVES ASSEMBLY KIT p. 281 with:
 - n°2 Fittings (multilayer ø16, copper ø12, 14)

REMOTE TON VALVES ASSEMBLY KIT
 Art. KVG 153,60€


REMOTE TON VALVES ASSEMBLY KIT with
 THERMOSTATIC head Art. KVGT 199,80€

STANDARD FITTING
 EG ø 1/2" ▲▽ L - 4 cm
 Special fittings page 287



BREM: COLOR LIST

THIS COLORS LIST SHOULD BE USED ONLY AS A GUIDE; CONSULT THE BREM COLORS CARD IN OUR WHOLE SALLERS




SB 9016 Standard white SABLÉ
C-PROLUX - PLANK - PLUS 20 models excluded

STANDARD COLORS

Without extra
See technical page of each model



Ral 9016 standard only C-PROLUX - PLANK - PLUS 20
On request other models without supplement



RAL 9002 Grey white

Selection of RAL colors available in various finishes: brillant, satin, opaque and softTOUCH.



RAL 7047 Grey Chinchilla

BRIGHT COLORS $75-85GU \pm 5$ +15%


E.g. Ral 9002




RAL 7038 Agate grey



RAL 7044 Silk grey



RAL 7030 Stone grey



RAL 7006 Grayish beige



RAL 7036 Platinum grey



RAL 7037 Dusty grey



RAL 7015 Slate grey



RAL 5013 Cobalt blue

SATIN COLORS $\pm 60 GU$ +25%


E.g. Ral 9002-S

SoftTOUCH COLORS $\pm 5 GU$ +25%

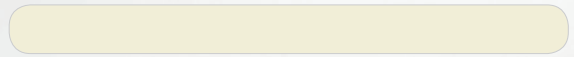
Velveteen and soft touch finish, easy to clean, fingerprint and abrasion resistant.
E.g. Ral 9002-ST




RAL 9010 Pure white



RAL 9001 Cream White



RAL 1013 Oyster white



RAL 1015 Light ivory



RAL 1017 Saffron yellow



RAL 3000 Flame red



RAL 3003 Rubies red



RAL 4002 Red violet




RAL 3005 Wine red



RAL 4005 Purple lilac

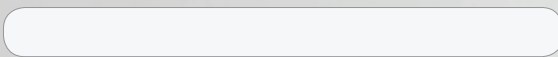
UNTIL EXHAUSTED STOCKS



BR 0013 Metal ivory

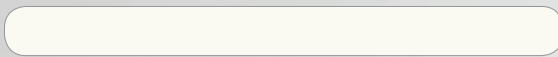
COLORS FOR ARCHITECTURE: 180 RAL COLORS IN VARIOUS FINISHES

colors out of Brem list: +25%, + cost contribution upon availability and feasibility




RAL 9016-M White (matt)

MATT COLORS $MATT 30GU$ +15%



RAL 9010-M Pure white (matt)




RAL 9005-M Jet black (matt)

RAL 9005 BRILLIANT (on request only for some model)

SPECIAL FINISHES +35%

- BR 0031 only for panels, Cross, Essen, Quar and Pit, is a brushed-metal effect to hide scratches on the surface, clear varnish. (BR 0007 is the color that both comes closest to natural iron and best conceals imperfections).
- BR 0021 transparent polished finish, it transmits the brass effect, glimpsing weldings.
- SB 0022 BL polished and nuanced rust color finish that perfectly fits with the gilded leaf finishes (Eruzione)



BR 0031 Trasparent brushed metal




BR 0021 Simil-brass clear



BR 0022 BL Bright rust (shaded color)

BREM SPECIAL FINISHES (panels excluded)
- BR 0001, a transparent metallic bright finish, highlights the signs of working on iron (welding, scoring, brushing, rings, marks, etc.); the phosphate greasing process enhances the colors of steel in shades of grey, blue, brown, and dark green, and makes each piece unlike any other. This finish is a good example of "Poor Art" and it is not available for the radiating plates.
- BR 0001 MS, a clear matte finish, transmits all the raw material's "brutality", whereas a shiny finish softens the look (not available for radiating plates).


METAL COLORS +25%



BR 0002 Glossy aluminium




BR 0006 Metal aluminium




BR 0007 Metal grey



BR 0008 Black nickel



BR 51MO Pearly white



BR 1035 Beige perlato



BR 0004 Gilded aluminium




BR 0019 Metal gold



BR 0033 Metal bronze


METAL SATIN COLORS +25%




BR 0019-MS Satin metal gold



BR 0033-MS Satin metal bronze



BR 0002-MS Satin aluminium




BR 0006-MS Satin metal aluminium




BR 0007-MS Satin metal grey


SABLÉ COLORS +25%




SB 9010 Sablé pure white




SB 7035 Sablé light grey



SB 9006 Sablé aluminium




SB 9007 Sablé grey aluminium



SB 7005 Sablé mouse grey



SB 7039 Sablé quartz grey



SB 7011 Sablé iron grey




SB 9005 Sablé jet black




SB 5002 Sablé ultramarine light blue




SB 2639 Sablé blue



SB 1014 Sablé ivory




SB 370F Sablé beige



SB 356F Sablé beige turtle




SB 2589 Sablé beige grey



SB 1032 Sablé ancient yellow



SB 2008 Sablé oxide orange



SB 3013 Sablé tomato red



SB 3003 Sablé ruby red



SB 0022 Sablé rust nuanced



SB 3061 Sablé dark copper



SB 3281 Sablé grey brown

HEAT, SAVE, and DECORATE

HEAT WHILE SAVING MONEY: THE GREAT CHALLENGE IN BUILDING CLIMATE CONTROL. *ENG. FRANCESCO PAOLETTI*

HEATING and SAVING

Everyone, and every designer, systems engineer, builder, and lawmaker is looking for ways to save on energy costs today in order to:

- reduce polluting atmospheric emissions;
- optimize comfort performance;
- lower energy consumption.

The world's two most common heating systems are:

THE RADIATOR SYSTEM,

The classic heating system with a boiler or heat pump and radiators that thanks to rapid heat transmission (**low thermal inertia**) can:

- work with both low and high system water temperatures;
- ensure nearly instantaneous adjustments to temperature variation with user-friendly and inexpensive regulation systems in single rooms or entire areas;
- facilitate installation with lower costs;
- minimize pump electric power consumption.

The low thermal inertia of the radiators makes it easy to keep the room at comfort temperature (20 °C) only when necessary, in this way permitting significant energy savings.

THE UNDERFLOOR RADIANT HEATING SYSTEM

(only with **high thermal inertia**) consists of cross-linked polyethylene or multilayer pipes laid on insulating panel incorporated in the floor's substrate screed and one or more circuits for the area to be heated.

- Floor surface temperature must never exceed 29 °C in the living areas and 35 °C in the service areas.
- Room temperature regulation can be either on/off type with water circulation interruption or delivery water temperature modulation type.
- Temperatures in single rooms/areas are adjusted by motorized valves in every circuit.
- Because the panels cannot ensure adequate comfort, bathrooms are supplied with a heated towel rail with either mixed or electric power.

The heat is initially transmitted to the floor screed and then transferred to the room for heating (**high thermal inertia**) with a substantial delay of usually no less than 6 hours between the request for/interruption of heat emission and the perception of heat in the room, in this way leading to higher energy consumption.

IN SHORT: THE ENERGY NEED DEPENDS ON THE BUILDING.

A BUILDING'S ENERGY REQUIREMENT depends on numerous physical phenomena associated with thermal exchange, heat transmission, and the type and characteristics of the heat generators and heating elements.

The main factors involved in determining the energy required to heat a building are therefore:

- the thermohygrometric characteristics of the building's constructive materials;
- the efficiency of the technological systems;
- auxiliary electric power consumption;
- building/heating system interaction;
- the building's intended use.

Maximum efficiency and sustainability means achieving the maximum level of every parameter involved.

THE BUILDING ENVELOPE

is the most important element in determining the energy required to meet its heating needs. The quantity of heat needed to heat a building and therefore its energy requirement depends solely on its constructive features.

The thermal power that must be provided by the heating system to keep the building at a temperature of 20 °C is always the same regardless of the type of heating system used.

For example:

Energy class	Heated area	Thermal power required
- Class A	100 sq m	4,050 W
- Class G	100 sq m	13,000 W

The thermal power required depends on the building's insulation.

BUILDING/HEATING SYSTEM INTERACTION

The building's intended use affects the heating system's operating modes:

- continuous;
- discontinuous.

For this reason, the heating system must be capable of optimizing its output as required by the operating mode.

Residential buildings, offices and schools are not occupied uninterruptedly and for such reason can be heated discontinuously, which is very useful whenever energy must be saved (current regulations specify heating system operation to different temperatures during the day).

A home's comfort temperature (20 °C) must be constantly maintained only when its inhabitants are at home.

THE DELIVERY OF THE ENERGY NEEDED DEPENDS ON THE HEATING SYSTEM.

HEATING SYSTEM EFFICIENCY is the heating system's performance in terms of:

- output, which depends on the characteristics of the heat generator;
- distribution, which depends on the characteristics of the hydraulic network;
- emission, which depends on the characteristics of the radiators in the room;
- regulation, which depends on the thermal inertia of the radiators.

- **OUTPUT EFFICIENCY** depends on the characteristics of the heat generator and the heating elements. The combustion efficiency for condensing boilers or the COP (coefficient of performance) for heat pumps depends on the average temperature of the system water. The lower this average temperature is, the higher the efficiency is.

- **COMBUSTION EFFICIENCY** depends on:

- the length of the connection network between the heat generator and the heating bodies (the length of the piping must be kept as short as possible and efficient insulation must be used);
- the average temperature of the water inside the piping and above all, its insulation (low temperature: < 50 °C);
- electrical power consumption (circulation pumps, motorized valves): the higher the consumption, the lower the efficiency.

The use of the following heating elements that operate at low temperature is also advised:

- fan coils;
- radiant panels;
- heating elements/radiators.

Regardless of their constructive material, all radiators are suited operation at both high and low temperature.

- **EMISSION EFFICIENCY** is one characteristic of heating elements. The thermal power delivered is indicated in the manufacturers' catalogs.

- **REGULATION EFFICIENCY** depends on numerous parameters, the most important of which is the heating system's thermal inertia. One positive aspect of radiators is the possibility they offer to take advantage of "bonus" temperature rises (sunshine, mid-seasonal rises, indoor heat, the presence of people, etc.) because their low thermal inertia allows them to immediately interrupt heat delivery (a form of regulation that is scarcely efficient for radiant panel systems).

Low thermal inertia systems follow variations in temperature rapidly (both inside and outside the building) and have higher regulation efficiency than high thermal inertia systems.

THE PERFORMANCE OBTAINED BY THE EFFICIENCY OF REGULATION OF DELIVERY IS FUNDAMENTAL.

RADIANT PANEL and RADIATOR PERFORMANCE COMPARED

RESEARCH CONDUCTED BY ENG. FRANCESCO PAOLETTI PUBLISHED IN: www.brem.it/riscaldare-risparmiare

RESEARCH AGREEMENT between the "Sergio Stecco" Energy Department at the UNIVERSITY OF FIRENZE and GLOBAL Srl.

The comparison was made in 2 test chambers of identical dimension, constructive type, and energy needs equivalent to an approx. 50-60 sq m Class A building, one with radiant panels and the other radiators, both equipped with a 7.5 kW heat pump. The thermal profile of the two test chambers may be considered reasonably comparable and therefore assumed as representative. The comparison between the energy consumed by the two systems is unconnected to the type of heat source used and is based on the actual heat entering each system.

ANALYSIS OF THE RESULTS

Analyzing the energy charts and consumptions of the two systems shows that under all circumstances and operating modes (continuous/discontinuous):

- the radiant panel heating system consumes more energy than the radiator heating system;
- the electrical power consumptions of the radiant panel systems are always higher than those of the radiator system;
- at equivalent temperature set points, and despite the more refined regulation, the temperature of the room heated by radiant panels tends to be always higher than the other room. In particular, during time-band operation, higher temperatures are observed even with the system switched off, which in practice corresponds to moments in which the building is not occupied and therefore no need for heating exists.

This becomes more evident as outdoor temperatures rise and daily temperature variations increase (in mid-season), a condition typical to most heating system operating hours in most parts of Italy.

Also in the tests conducted with radiator water set at higher temperatures that seriously penalized consumption, significant savings were observed in radiator systems (in demonstration of the fact that the optimization of output efficiency may be all in vain if the emission system is not in the condition to maximize regulation efficiency).

In addition to thermal consumptions being always higher, also the electric consumptions of the radiant panel system were also always higher due to the higher pumping power necessary for the circulation of a higher quantity of water than in the radiator circuit.

The inadequacy and economic disadvantages of radiant panel heating for newly constructed Class A civil buildings characterized by very low heating loads and very low thermal inertia is plainly clear to see.

RESULTS OF FIRST TEST CAMPAIGN

Total energy consumed from 10/02 to 01/05
 Continuous 24 hour operation
 Discontinuous operation with 2 time-bands
 Discontinuous operation with 3 time-bands
 Radiant panel on/off regulation
 Radiator on/off regulation
 Radiant panel average delivery temperature: 40 °C
 Heat pump set-point temperature: 45 °C
 Radiant panel active energy: 861,898 kW
 Radiator active energy: 638,999 kW

RADIANT PANEL ENERGY CONSUMPTION +34.9%

Days from	Days to	Energy Consumption Panels kWh	Energy Consumption Radiators kWh	DIFFERENCE Panel-Radiator
16/2	20/2	87,4	79,0	+ 10,6%
24/2	3/03	115,9	82,9	+39,8%
19/3	8/04	221,7	178,2	+24,4%

RESULTS OF SECOND TEST CAMPAIGN

Total energy consumed from 23/11 to 15/04
 Continuous 24 hour operation
 Discontinuous operation with 3 time-bands
 Radiant panel on/off regulation
 Radiator on/off regulation
 Radiant panel average delivery temperature: 35 °C
 Heat pump set-point temperature: 40 °C
 Radiant panel active energy: 1.756,700 kW
 Radiator active energy: 1.591,400 kW

RADIANT PANEL CONSUMPTION +10.4%

The second test campaign was conducted with a structure oriented at optimizing the radiant panel system (continuous operation at low temperature) while feeding radiators with water at higher temperatures at the same time (a choice that penalizes heat pump efficiency and consumption)

THE ENERGY CONSUMPTIONS OF THE RADIANT PANEL system exceeded those of the RADIATOR system by 10 - 40%

COMPARISON OF THE PERFORMANCES OF THE TWO SYSTEMS

The data selection criteria permitted the identification of the five days that may be considered representative of the different conditions of operation of the two systems in question.

Radiant panel systems clearly show higher thermal consumptions than radiator systems with differences in the range of 4 - 44% on the typical test days considered.

The differences are minimal under continuous operation but increase significantly with time-band operation, in this way confirming the tendency of radiant panels to operate continuously due to their high thermal inertia.

The thermal consumptions of each of the two systems were obtained from the differences in water delivery and return temperatures and the ambient temperature after electrical absorption values were detracted

The results showed the radiator system to have less thermal consumption, varying from 5% under continuous operation (optimum for radiant panels) to 40% for highly discontinuous operation.

The difference between the electric power consumptions and the thermal consumptions of the two systems gradually increased as the warmer months approached in which reduced requests for heat increased the incidence of the heating circulators.

- In all tests, the average temperature of the room with radiant panels was observed to be higher than the room with radiators due to the higher thermal inertia of the radiant panels.
- This explains also why the radiant panel system generally consumes more energy than radiators during hours in which operation is discontinuous.

The table provides total thermal and electric power consumptions in the 24 hours of the five typical days

TYPICAL DAY	Tot. Thermal Consumption		DIFFERENCE Thermal consumption Panel-Radiator	Electric Power Consumption		DIFFERENCE electric consumption Panel-Radiator
	PANELS kWh	RADIATORS kWh		PANELS kWh	RADIATORS kWh	
1	41,5	39,7	+ 4,5%	17,1	15,2	+12,5%
2	33,1	26,5	+24,9%	15,0	10,3	+45,6%
3	19,3	16,7	+15,6%	10,2	9,2	+10,9%
4	17,7	9,9	+78,8%	9,6	7,2	+33,3%
5	13,6	11,6	+17,2%	8,5	3,6	+ 236%

THE USER CAN ASSESS HOW MUCH SAVING CAN BE MADE USING THE RADIATOR HEATING SYSTEM IN DISCONTINUOUS OPERATION

The absence of radiators occupying wall space is proposed as an advantage offered by floor heating, which makes no visual impact of its own, but choosing attractive radiators with original shapes built expressly for the spaces available can enable authentic interior architecture that can be personalized by color or rendered nearly invisible by matching the finishing given to the walls

Making the right decision to heat your home is a choice of fundamental importance: the highly vaunted economic advantages of the radiant panel system have been proven to be untrue. The possibility to switch heating on and off quickly and suddenly (the one and only real saving in energy) is still the most appropriate solution today.

GENERAL CONDITIONS OF SALE

PRICE LIST 2021 BEGINNING FROM 1 JANUARY 2021 - VAT EXCLUDED

PRICE FROM 1.07.2022 **+15%**

ORDERS

The selling of BREM products DDU UK retailers according to INCOTERMS 2000, is ruled by the general conditions hereafter listed. Further changes will be valid only if confirmed by us in writing.

The order confirmation must be checked when received, if, within 2 calendar days, further information does not follow, the confirmation is considered valid to start manufacturing.

BREM reserves the right to add modifications to the dimensions and to effect differentiated deliveries for goods in the warehouse and goods in manufacturing.

The technical specifications concerning the BREM radiators, which involve the tolerance of use, must be considered as approximate and subject to variations.

ORDER MODIFICATIONS

Variations and cancellations of orders are subject to our written approval.

The costs already met will be debited to the buyer. Orders with a fixed-time confirmation can be cancelled or modified only within the delivery term.

The possible modifications, subject to the BREM written approval, to be made on radiators in manufacturing, involve an additional charge of 40-70% of the cost of the radiator; if the required modifications are not possible, the radiator will be completed as standard and debited as the order confirmation.

DELIVERY

All goods shall be delivered, upon the terms in the confirmation of order that indicates the loading date, by means of BREM's handing over the goods to the shipper who is then responsible for actual delivery of the goods.

Should the reseller fail to pick up the delivered goods, the Company reserves the right to debit the reseller the cost and liability of storage and the materials shall be invoiced as normal.

BREM s.r.l. reserves the right to choose the packaging type; special packing materials shall be invoiced separately.

If there is a delay in delivery of the goods by BREM for technical reasons or reasons involving product quality, the reseller may not refuse delivery or collection of the goods ordered.

CLAIMS AND RETURNS

Claims for damage due to transport or lost goods must be pointed out on signing the delivery note with reservation for the received goods, and informing BREM s.r.l. in writing within two days.

Claims for visible manufacturing faults must be communicated at the moment of the un-packaging and before mounting the radiator. No return will be accepted without our written approval. Damaged radiators or with manufacturing defects must be returned to the company for suitable repairs as these are made-to-measure goods.

PAYMENT

Unless otherwise agreed, all invoices shall be paid within 30 days, in full and without further discounting.

All delivered goods remain the property of BREM until full payment is made; in the event of non-payment, Brem s.r.l. reserves the right to withdraw any unpaid goods.

TOLERANCES

Brem radiators are built with great care: the machining and welding at up to 1085° may cause expansion and stretching (tolerance \pm 3mm)

GUARANTEE

BREM radiators are guaranteed for three years, beginning from the delivery day, provided that they have been used in the appropriate way and the installation has been performed correctly.

All accessories are guaranteed for two year.

Any components that are found to have manufacturing or material defects within the warranty period shall be repaired free of charge upon request (in writing), ex your works, without making any changes to the structure or color.

All returns (defective materials) shall be packed and sent to our production site using our courier, after obtaining our written authorization to do so.

Any transport damages due to inadequate packaging will be charged.

The guarantee does not cover products which have not been paid for and products which have been damaged by:

- unsuitable storage of radiators without the plastic packaging and/or in humid locations
- incorrect installation and use;
- incorrect maintenance: cleaning with aggressive detergents can ruin the surface; clean the surface using a damp cloth and polish it with car wax;
- installation carried out by unqualified personnel
- repairs carried out without written permission from BREM s.r.l.;
- addition of aggressive chemical products in the heating system water;
- periodical emptying of the heating system;
- connection to heating systems with an open expansion tank, or to water treatment equipment or to overloaded systems;
- operating pressures higher than those in the technical specifications;
- connection to sanitary water apparatus.
- using hemp on fittings supplied with an O-ring

APPLICABLE LAW

For all unforeseen issues and in case of dispute, the applicable law to each supply is Italian law (Court of Bergamo, Italy).



BREM
RADIATORS FOR ARCHITECTURE

